

CONSTRUCTION

- A** Finial - Consists of a moulded aluminium part, and spun aluminium parts.
- B** Roof - Made of one piece cast aluminium. The roof is provided with integrated hinges that allow easy access to the internal components of the cage and is mechanically secured on it by means of a screw.
- C** Cage - Made of one piece A413 aluminium alloy moulded from permanent moulds. High-strength EPDM gaskets ensure sealing of the luminaire and prevent dust from infiltrating.
- D** Holder - Composed of moulded aluminium horns and an aluminium tube welded to a decorative ladder rest made of aluminium tubes. The support fits on a Ø4" (102 mm) tenon and is fixed by six stainless steel set screws.

OPTICS

- E** Lenses - There are four in all, made of clear or pond UV stabilized acrylic or clear heat resistant tempered glass.
- F** Refractor - Made of prismatic borosilicate glass, supported by a spun aluminium part. Offers a photometric distribution of IES type II, III, V or III with a specular aluminium cut-off to accentuate the asymmetrical distribution.
- F** Reflector - Made of segmented specular aluminium for multi-image duplication of the luminous arc. The reflector is supplied with a decorative glass chimney supported by a spun aluminium part. This system offers a photometric distribution of IES type II or III.
- F** Reflector and cone - Double reflection system, consists of a collecting reflector and a distributing reflector made of specular spun aluminium. This system offers a distribution of IES type III or V.

ELECTRICAL COMPONENTS

- G** Ballast - Easily accessible, the ballast is mounted on a removable heavy gauge galvanized steel tray, is equipped with a quick disconnect wiring system and is factory pre wired and tested. It has a high power-factor of 90% or more and is either CWA, CWI, HX, or reactor type. All electrical components are CSA and UL approved.
- Socket - Made of porcelain and 4KV pulse rated. For 175W or less, medium base and for 200W or more, mogul base (lamp not included).

FINISH

- All surfaces are chemically treated against corrosion through a multi-stage immersion process. The polyester powder finish is applied by a thermostatic process offering an excellent protection conforming to ASTM G7, D-2247 and B-117/D-1654 standards. Standard colours are black, bronze and white with a textured finish. Consult SDL's "Colour Selection Guide" for others.

OPTIONS

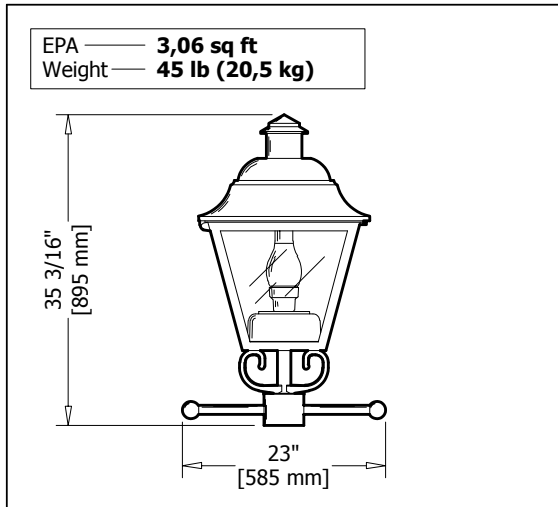
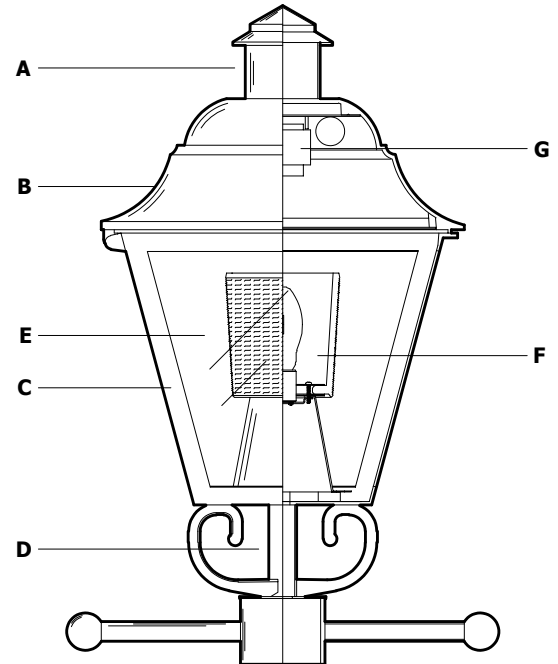
- Photoelectric cell - Integrated in a twistlock type polymer housing. CSA and UL approved.

HARDWARE

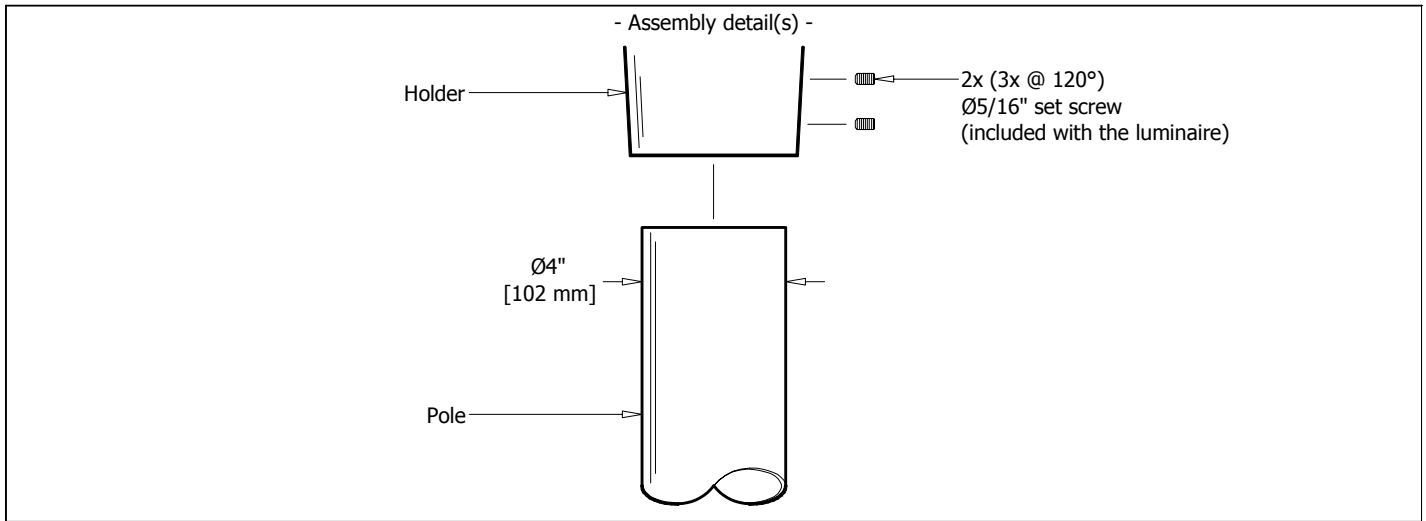
- All exterior hardware is made of stainless steel.

WARRANTY

- This product has a three year warranty on the finish and against any manufacturing defect. The ballast and its components are covered by the manufacturer's warranty.



Type	Quantity	Model	Distribution	Wattage	Voltage	Colour	Other components
<input type="text"/>	<input type="text"/>	<input type="text"/>	<input type="text"/>	<input type="text"/>	<input type="text"/>	<input type="text"/>	<input type="text"/>
Submitted on _____ for <input type="checkbox"/> Information <input type="checkbox"/> Approval				Project — _____			
Socket — <input type="checkbox"/> Medium <input type="checkbox"/> Mogul <input type="checkbox"/> _____				Distributor — _____			
Other(s) — <input style="width: 100%;" type="text"/>				Your order # — _____			
				Representative — _____			
				Our order # — _____			



- Specification guide -

IES distribution	Wattage	Voltage	Colour	Other components
<p style="text-align: center;">Refractor</p> <p>Type 2 GR2 <input type="checkbox"/></p> <p>Type 3 GR3 <input type="checkbox"/></p> <p>Type 3D cut-off GR3D <input type="checkbox"/></p> <p>Type 5 GR5 <input type="checkbox"/></p>	<p style="text-align: center;">MH</p> <p>175H <input type="checkbox"/></p> <p>250H ★ <input type="checkbox"/></p> <p style="text-align: center;">MH pulse start</p> <p>70P <input type="checkbox"/></p> <p>100P <input type="checkbox"/></p> <p>125P <input type="checkbox"/></p> <p>150P <input type="checkbox"/></p> <p>200P ★ <input type="checkbox"/></p> <p>250P ★ <input type="checkbox"/></p> <p style="text-align: center;">HPS</p> <p>70S <input type="checkbox"/></p> <p>100S <input type="checkbox"/></p> <p>150S <input type="checkbox"/></p>	<p>120 <input type="checkbox"/></p> <p>208 <input type="checkbox"/></p> <p>240 <input type="checkbox"/></p> <p>277 <input type="checkbox"/></p> <p>347 <input type="checkbox"/></p>	<p style="text-align: center;">Standard Colours</p> <p>Textured black A11 <input type="checkbox"/></p> <p>Textured bronze B11 <input type="checkbox"/></p> <p>Textured white C11 <input type="checkbox"/></p> <p style="text-align: center;">Special Colours</p> <p>Textured beige D11 <input type="checkbox"/></p> <p>Silver E10 <input type="checkbox"/></p> <p>Silver charcoal E20 <input type="checkbox"/></p> <p>Textured grey blue G11 <input type="checkbox"/></p> <p>Textured blue H11 <input type="checkbox"/></p> <p>Textured dark blue H21 <input type="checkbox"/></p> <p>Textured dark turquoise J11 <input type="checkbox"/></p> <p>Textured turquoise J21 <input type="checkbox"/></p> <p>Textured forest green K11 <input type="checkbox"/></p> <p>Textured dark forest green K21 <input type="checkbox"/></p> <p>Textured dark green K31 <input type="checkbox"/></p> <p>Fine textured dark green K42 <input type="checkbox"/></p> <p>Textured red M11 <input type="checkbox"/></p> <p>Textured burgundy M21 <input type="checkbox"/></p> <p>Fine textured patina X11 <input type="checkbox"/></p> <p>Custom colour CC ★ <input type="checkbox"/></p>	<p style="text-align: center;">Optional</p> <p> Twistlock type photoelectric cell PT <input type="checkbox"/></p> <p> Pond acrylic lenses PA <input type="checkbox"/></p> <p> Clear tempered glass lenses CL <input type="checkbox"/></p>
<p style="text-align: center;">Reflector</p> <p>Type 2 RD2 <input type="checkbox"/></p> <p>Type 3 RD3 <input type="checkbox"/></p>	<p>Up to 175W: medium socket</p> <p>200W and up: mogul socket</p>			
<p style="text-align: center;">Cone and reflector</p> <p>Type 3 CO3 <input type="checkbox"/></p> <p>Type 5 CO5 <input type="checkbox"/></p>				

★ Clear tempered glass lenses only
★ Consult manufacturer

IMPORTANT NOTICE
Éclairage SDL inc. disclaims any responsibility for problems that could occur from a combination of third party products with those of Éclairage SDL inc.

Order example — **3675** - **RD2** - **70P** - **120** - **A11** - **PB/CL**
Model Distribution Wattage Voltage Colour Other components