

**CONSTRUCTION**

- A** Housing - Consists of two heavy gauge aluminium parts spun together to form one. An internal plate equipped with hinges and made of steel provides access to the ballast and its electrical components.
- B** Lens frame - Made of one piece moulded 356 aluminium alloy, provided with an integrated hinge. Access to the lamp is made quickly via only one screw. A high-strength silicone gasket ensures sealing of the luminaire and prevents dust from infiltrating.
- C** Mounting arm - Consists of two heavy gauge curved aluminium tubes with a circular section, welded to a cylindrical holder and bolted to the housing. The holder fits on a Ø3 1/2" (89 mm) tenon and is fixed by means of six stainless steel set screws.

**OPTICS**

- D** Lens - Made of tempered glass, clear, flat and heat resistant.
- E** Reflector - Made of segmented specular aluminium for multi-image duplication of the luminous arc. Offers a photometric distribution of IES type II, III, IV or V.

**ELECTRICAL COMPONENTS**

- F** Ballast - Easily accessible, the ballast is mounted on a removable heavy gauge galvanized steel tray, is equipped with a quick disconnect wiring system and is factory pre wired and tested. It has a high power-factor of 90% or more and is either CWA, CWI, HX, or reactor type. All electrical components are CSA and UL approved.
- Socket - Made of porcelain and 4KV pulse rated. For 175W or less, medium base and for 200W or more, mogul base (lamp not included).

**FINISH**

- All surfaces are chemically treated against corrosion through a multi-stage immersion process. The polyester powder finish is applied by a thermostatic process offering an excellent protection conforming to ASTM G7, D-2247 and B-117/D-1654 standards. Standard colours are black, bronze and white with a textured finish. Consult SDL's "Colour Selection Guide" for others.

**OPTIONS**

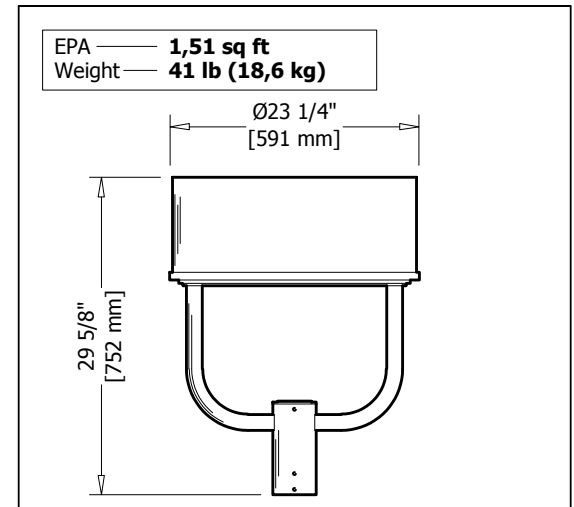
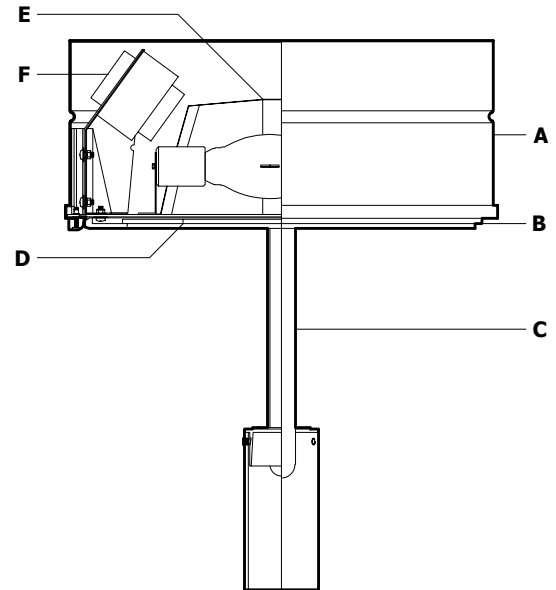
- Photoelectric cell - Integrated in a button type polymer housing. CSA and UL approved.

**HARDWARE**

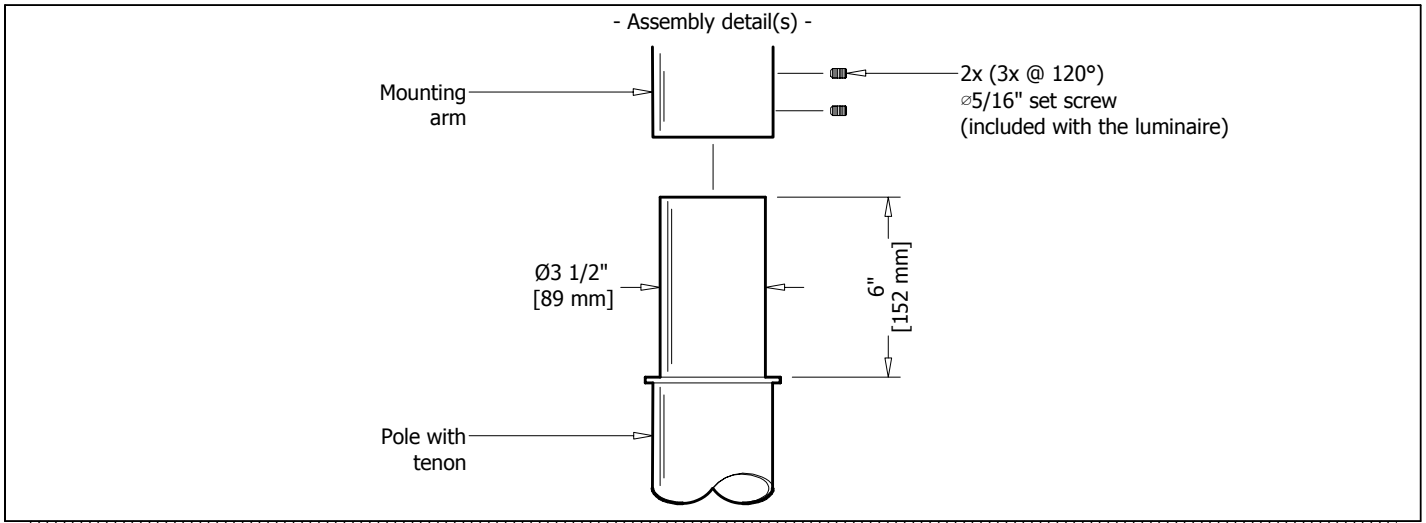
- All exterior hardware is made of stainless steel.

**WARRANTY**

- This product has a three year warranty on the finish and against any manufacturing defect. The ballast and its components are covered by the manufacturer's warranty.



Type	Quantity	Model	Distribution	Wattage	Voltage	Colour	Other components
<input type="text"/>	<input type="text"/>	<input type="text"/>	-	-	-	-	-
Submitted on _____ for <input type="checkbox"/> Information <input type="checkbox"/> Approval				Project — _____			
Socket — <input type="checkbox"/> Medium <input type="checkbox"/> Mogul <input type="checkbox"/> _____				Distributor — _____			
Other(s) — <input style="width: 100%;" type="text"/>				Your order # — _____			
				Representative — _____			
				Our order # — _____			



- Specification guide -

IES distribution	Wattage	Voltage	Colour	Other components
<p style="text-align: center;">Reflector</p> <p>Type 2 <span style="float: right;"><b>RD2</b> <input type="checkbox"/></span></p> <p>Type 3 <span style="float: right;"><b>RD3</b> <input type="checkbox"/></span></p> <p>Type 4 <span style="float: right;"><b>RD4</b> <input type="checkbox"/></span></p> <p>Type 5 <span style="float: right;"><b>RD5</b> <input type="checkbox"/></span></p>	<p>MH</p> <p><b>175H</b> <input type="checkbox"/></p> <p><b>250H</b> <input type="checkbox"/></p> <p><b>400H</b> <input type="checkbox"/></p> <hr/> <p>MH pulse start</p> <p><b>200P</b> <input type="checkbox"/></p> <p><b>250P</b> <input type="checkbox"/></p> <p><b>320P</b> <input type="checkbox"/></p> <p><b>350P</b> <input type="checkbox"/></p> <p><b>400P</b> <input type="checkbox"/></p> <hr/> <p>HPS</p> <p><b>200S</b> <input type="checkbox"/></p> <p><b>250S</b> <input type="checkbox"/></p> <p><b>400S</b> <input type="checkbox"/></p> <hr/> <p>Others</p> <p>★ <input type="checkbox"/></p> <p style="text-align: center; font-size: small;">Mogul socket only</p>	<p><b>120</b> <input type="checkbox"/></p> <p><b>208</b> <input type="checkbox"/></p> <p><b>240</b> <input type="checkbox"/></p> <p><b>277</b> <input type="checkbox"/></p> <p><b>347</b> <input type="checkbox"/></p>	<p style="text-align: center;">Standard Colours</p> <p>Textured black <span style="float: right;"><b>A11</b> <input type="checkbox"/></span></p> <p>Textured bronze <span style="float: right;"><b>B11</b> <input type="checkbox"/></span></p> <p>Textured white <span style="float: right;"><b>C11</b> <input type="checkbox"/></span></p> <hr/> <p style="text-align: center;">Special Colours</p> <p>Textured beige <span style="float: right;"><b>D11</b> <input type="checkbox"/></span></p> <p>Silver <span style="float: right;"><b>E10</b> <input type="checkbox"/></span></p> <p>Silver charcoal <span style="float: right;"><b>E20</b> <input type="checkbox"/></span></p> <p>Textured grey blue <span style="float: right;"><b>G11</b> <input type="checkbox"/></span></p> <p>Textured blue <span style="float: right;"><b>H11</b> <input type="checkbox"/></span></p> <p>Textured dark blue <span style="float: right;"><b>H21</b> <input type="checkbox"/></span></p> <p>Textured dark turquoise <span style="float: right;"><b>J11</b> <input type="checkbox"/></span></p> <p>Textured turquoise <span style="float: right;"><b>J21</b> <input type="checkbox"/></span></p> <p>Textured forest green <span style="float: right;"><b>K11</b> <input type="checkbox"/></span></p> <p>Textured dark forest green <span style="float: right;"><b>K21</b> <input type="checkbox"/></span></p> <p>Textured dark green <span style="float: right;"><b>K31</b> <input type="checkbox"/></span></p> <p>Fine textured dark green <span style="float: right;"><b>K42</b> <input type="checkbox"/></span></p> <p>Textured red <span style="float: right;"><b>M11</b> <input type="checkbox"/></span></p> <p>Textured burgundy <span style="float: right;"><b>M21</b> <input type="checkbox"/></span></p> <p>Fine textured patina <span style="float: right;"><b>X11</b> <input type="checkbox"/></span></p> <p>Custom colour <span style="float: right;"><b>CC</b> ★ <input type="checkbox"/></span></p>	<p style="text-align: center;">Optional</p> <p> Button type photoelectric cell <span style="float: right;"><b>PB</b> <input type="checkbox"/></span></p> <p> Decorative groove <span style="float: right;"><b>1G</b> <input type="checkbox"/></span></p>

- ▲ Use ED-18 bulb type
- Use ED-28 bulb type
- ★ Consult manufacturer

IMPORTANT NOTICE

Éclairage SDL inc. disclaims any responsibility for problems that could occur from a combination of third party products with those of Éclairage SDL inc.

Order example — **30Y** - **RD3** - **400H** - **120** - **A11** - **PB**

Model      Distribution      Wattage      Voltage      Colour      Other components