

APWS-105.03

Soho L.

Designer - Didier Cornille

- NP
- MW
- SW
- RD
- BL
- OL
- EB
- SG
- SM
- PG
- PM
- CG
- CM

• **Mounting**

Wall mount on octagonal J-Box (4x4)

• **Material**

Fibre Reinforced Plaster™ and Polyester Film

• **Lamp type** (lamp not included)



CFS38W GR10q-4
Compact Fluorescent, Square 2D, 4-Pin

• **Voltage and Ballast**

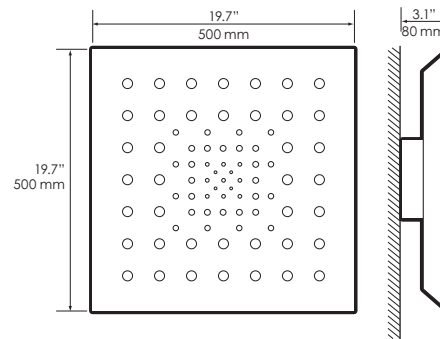
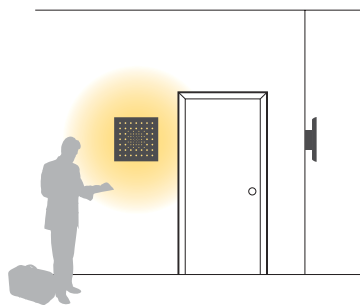

- All our fluorescent lighting fixtures are available in 120 or 277 Volts
- All our ballasts are electronic and are less than 10% THD
- For 347 Volt ballast, please consult the factory
- For electronic dimming ballast, please consult the factory

• **Dimensions** (Length x Height x Depth)

19.7" x 19.7" x 3.1"

• **Weight**

11.5 lbs.



HOW TO SPECIFY

SERIES	MODEL#	LAMP TYPE	VOLTAGE	FINISH														
APWS	105.03	→ _____	→ _____	→ _____														
		CFS38W	120 = 120 Volts 277 = 277 Volts	<table border="0"> <tr> <td>NP = NATURAL PLASTER</td> <td>SG = SILVER GLOSS</td> </tr> <tr> <td>MW = MATTE WHITE</td> <td>SM = SILVER MATTE</td> </tr> <tr> <td>SW = SATIN WHITE</td> <td>PG = PLATINUM GLOSS</td> </tr> <tr> <td>RD = RED</td> <td>PM = PLATINUM MATTE</td> </tr> <tr> <td>BL = BLUE</td> <td>CG = COPPER GLOSS</td> </tr> <tr> <td>OL = OLIVE</td> <td>CM = COPPER MATTE</td> </tr> <tr> <td>EB = EBONY</td> <td></td> </tr> </table>	NP = NATURAL PLASTER	SG = SILVER GLOSS	MW = MATTE WHITE	SM = SILVER MATTE	SW = SATIN WHITE	PG = PLATINUM GLOSS	RD = RED	PM = PLATINUM MATTE	BL = BLUE	CG = COPPER GLOSS	OL = OLIVE	CM = COPPER MATTE	EB = EBONY	
NP = NATURAL PLASTER	SG = SILVER GLOSS																	
MW = MATTE WHITE	SM = SILVER MATTE																	
SW = SATIN WHITE	PG = PLATINUM GLOSS																	
RD = RED	PM = PLATINUM MATTE																	
BL = BLUE	CG = COPPER GLOSS																	
OL = OLIVE	CM = COPPER MATTE																	
EB = EBONY																		
Architectural Plaster Wall Sconce																		