

Beach

Series



SOUTH BEACH



LONG BEACH





APWS-109.02

South Beach

Designer - Neil Poulton



- NP
- MW
- SW
- RD
- BL
- OL
- EB
- SM
- PM
- CM


• Mounting


Wall mount on octagonal J-Box (4x4)

• Material

Fibre Reinforced Plaster™

• Lamp type (lamps not included)

 x 4
F14WT5 G5
Fluorescent Tube, 2-Pin

 x 4
F24WT5HO
G5 Fluorescent Tube, 2-Pin

• Voltage and Ballast

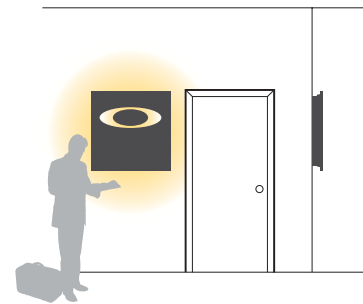
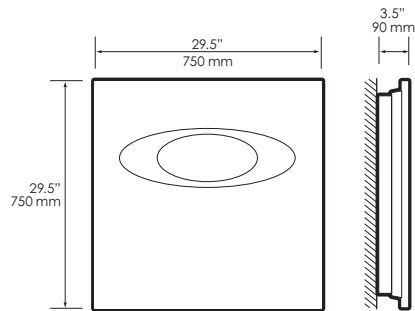
- All our fluorescent lighting fixtures are available in 120 or 277 Volts
- All our ballasts are electronic and are less than 10% THD
- For 347 Volt ballast, please consult the factory
- For electronic dimming ballast, please consult the factory

• Dimensions (Length x Height x Depth)



29.5" x 29.5" x 3.5"

• Weight

28.0 lbs.



HOW TO SPECIFY

SERIES	MODEL#	LAMP TYPE	VOLTAGE	FINISH
APWS	109.02	→ _____	→ _____	→ _____
		 F14WT5  F24WT5HO	120 = 120 Volts 277 = 277 Volts	NP = NATURAL PLASTER SM = SILVER MATTE MW = MATTE WHITE PM = PLATINUM MATTE SW = SATIN WHITE CM = COPPER MATTE RD = RED BL = BLUE OL = OLIVE EB = EBONY
Architectural Plaster Wall Sconce				

APWS-110.02

Long Beach

Designer - Neil Poulton

NP

MW

SW

RD

BL

OL

EB

SM

PM

CM


• Mounting


Wall mount on octagonal J-Box (4x4)

• Material

Fibre Reinforced Plaster™

• Lamp type (lamps not included)

 x 4
F14WT5 G5
Fluorescent Tube, 2-Pin

 x 4
F24WT5HO G5
Fluorescent Tube, 2-Pin

• Voltage and Ballast

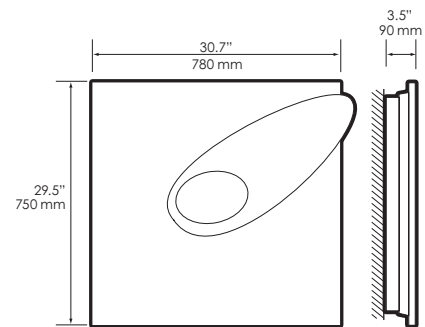
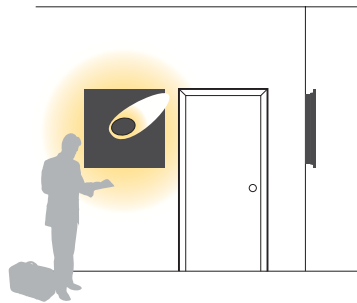
- All our fluorescent lighting fixtures are available in 120 or 277 Volts
- All our ballasts are electronic and are less than 10% THD
- For 347 Volt ballast, please consult the factory
- For electronic dimming ballast, please consult the factory

• Dimensions (Length x Height x Depth)



30.7" x 29.5" x 3.5"


• Weight

28.0 lbs.



HOW TO SPECIFY

SERIES	MODEL#	LAMP TYPE	VOLTAGE	FINISH
APWS	110.02	→ _____	→ _____	→ _____
		 F14WT5  F24WT5HO	120 = 120 Volts 277 = 277 Volts	NP = NATURAL PLASTER SM = SILVER MATTE MW = MATTE WHITE PM = PLATINUM MATTE SW = SATIN WHITE CM = COPPER MATTE RD = RED BL = BLUE OL = OLIVE EB = EBONY
Architectural Plaster Wall Sconce				



sedap

n o r t h a m e r i c a