

Rodeo

Series



RODEO 48



RODEO 36



RODEO 24

Companion Luminaires



Sunset Series
APWS-115
p. 21-26
"Architectural Plaster"





APWS-116.01

Rodeo 24

Designer - SEDAP



- NP
- MW
- SW
- RD
- BL
- OL
- EB
- SG
- SM
- PG
- PM
- CG
- CM


• Mounting


Wall mount on a horizontal J-Box (2x4)

• Material

Fibre Reinforced Plaster™ and Protective Tempered Glass

• Lamp type (lamp not included)

 x 1
F14WT5 G5
Fluorescent Tube, 2-Pin

 x 1
F24WT5HO G5
Fluorescent Tube, 2-Pin

• Voltage and Ballast

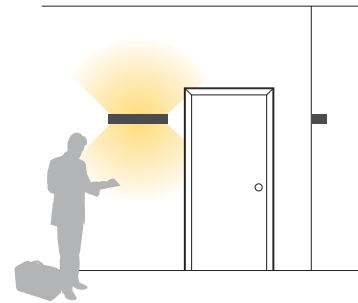
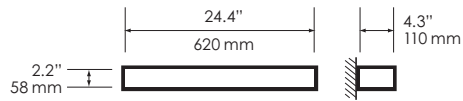
- All our fluorescent lighting fixtures are available in 120 or 277 Volts
- All our ballasts are electronic and are less than 10% THD
- For 347 Volt ballast, please consult the factory
- For electronic dimming ballast, please consult the factory

• Dimensions (Length x Height x Depth)



24.4" x 2.2" x 4.3"

• Weight

8.4 lbs.



HOW TO SPECIFY

SERIES	MODEL#	LAMP TYPE	VOLTAGE	FINISH
APWS	116.01	→ _____	→ _____	→ _____
		 F14WT5  F24WT5HO	120 = 120 Volts 277 = 277 Volts	NP = NATURAL PLASTER SG = SILVER GLOSS MW = MATTE WHITE SM = SILVER MATTE SW = SATIN WHITE PG = PLATINUM GLOSS RD = RED PM = PLATINUM MATTE BL = BLUE CG = COPPER GLOSS OL = OLIVE CM = COPPER MATTE EB = EBONY
Architectural Plaster Wall Sconce				

APWS-116.02

Rodeo 36

Designer - SEDAP

NP

MW

SW

RD

BL

OL

EB

SG

SM

PG

PM

CG

CM


• Mounting


Wall mount on a horizontal J-Box (2x4)

• Material

Fibre Reinforced Plaster™ and Protective Tempered Glass

• Lamp type (lamp not included)

 x 1
F21WT5 G5
Fluorescent Tube, 2-Pin

 x 1
F39WT5HO G5
Fluorescent Tube, 2-Pin

• Voltage and Ballast

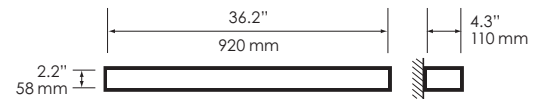
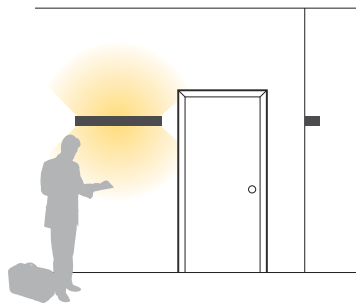
- All our fluorescent lighting fixtures are available in 120 or 277 Volts
- All our ballasts are electronic and are less than 10% THD
- For 347 Volt ballast, please consult the factory
- For electronic dimming ballast, please consult the factory

• Dimensions (Length x Height x Depth)



36.2" x 2.2" x 4.3"

• Weight

15.4 lbs.



HOW TO SPECIFY

SERIES	MODEL#	LAMP TYPE	VOLTAGE	FINISH
APWS	116.02	→ _____	→ _____	→ _____
		 F21WT5  F39WT5HO	120 = 120 Volts 277 = 277 Volts	NP = NATURAL PLASTER MW = MATTE WHITE SW = SATIN WHITE RD = RED BL = BLUE OL = OLIVE EB = EBONY SG = SILVER GLOSS SM = SILVER MATTE PG = PLATINUM GLOSS PM = PLATINUM MATTE CG = COPPER GLOSS CM = COPPER MATTE
Architectural Plaster Wall Sconce				

APWS-116.03

Rodeo 48

Designer - SEDAP



- NP
- MW
- SW
- RD
- BL
- OL
- EB
- SG
- SM
- PG
- PM
- CG
- CM


• Mounting


Wall mount on a horizontal J-Box (2x4)

• Material

Fibre Reinforced Plaster™ and Protective Tempered Glass

• Lamp type (lamp not included)

 x 1
F28WT5 G5
Fluorescent Tube, 2-Pin

 x 1
F54WT5HO G5
Fluorescent Tube, 2-Pin

• Voltage and Ballast


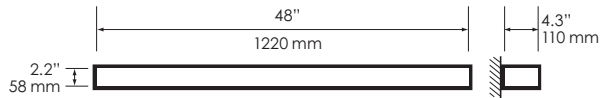
- All our fluorescent lighting fixtures are available in 120 or 277 Volts
- All our ballasts are electronic and are less than 10% THD
- For 347 Volt ballast, please consult the factory
- For electronic dimming ballast, please consult the factory

• Dimensions (Length x Height x Depth)



48.0" x 2.2" x 4.3"

• Weight

15.9 lbs.



HOW TO SPECIFY

SERIES	MODEL#	LAMP TYPE	VOLTAGE	FINISH
APWS	116.03	→ _____	→ _____	→ _____
		 F28WT5  F54WT5HO	120 = 120 Volts 277 = 277 Volts	NP = NATURAL PLASTER SG = SILVER GLOSS MW = MATTE WHITE SM = SILVER MATTE SW = SATIN WHITE PG = PLATINUM GLOSS RD = RED PM = PLATINUM MATTE BL = BLUE CG = COPPER GLOSS OL = OLIVE CM = COPPER MATTE EB = EBONY
Architectural Plaster Wall Sconce				



www.sedap-na.com