

# APWS-118.06 Hollywood 36

Designer - SEDAP

- NP
- MW
- SW
- RD
- BL
- OL
- EB
- SG
- SM
- PG
- PM
- CG
- CM


### • Mounting


Wall mount on a horizontal J-Box (2x4)

### • Material

Fibre Reinforced Plaster™ and Protective Tempered Glass

### • Lamp type (lamp not included)

 x 1  
F21WT5 G5  
Fluorescent Tube, 2-Pin

 x 1  
F39WT5HO G5  
Fluorescent Tube, 2-Pin

### • Voltage and Ballast

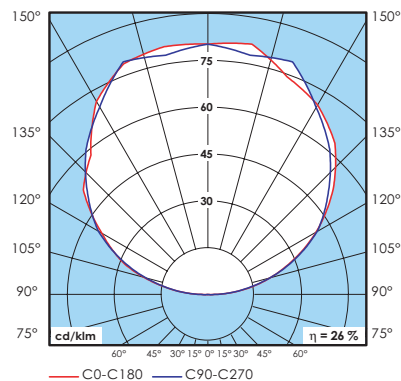
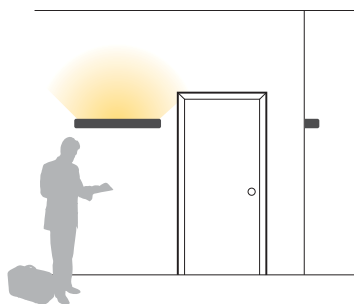
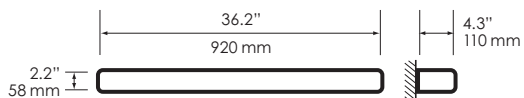
- All our fluorescent lighting fixtures are available in 120 or 277 Volts
- All our ballasts are electronic and are less than 10% THD
- For 347 Volt ballast, please consult the factory
- For electronic dimming ballast, please consult the factory

### • Dimensions (Length x Height x Depth)



36.2" x 2.2" x 4.3"

### • Weight

11.9 lbs.



## HOW TO SPECIFY

SERIES	MODEL#	LAMP TYPE	VOLTAGE	FINISH
APWS	118.06	→ _____	→ _____	→ _____
		 F21WT5  F39WT5HO	<b>120</b> = 120 Volts <b>277</b> = 277 Volts	<b>NP</b> = NATURAL PLASTER <b>MW</b> = MATTE WHITE <b>SW</b> = SATIN WHITE <b>RD</b> = RED <b>BL</b> = BLUE <b>OL</b> = OLIVE <b>EB</b> = EBONY <b>SG</b> = SILVER GLOSS <b>SM</b> = SILVER MATTE <b>PG</b> = PLATINUM GLOSS <b>PM</b> = PLATINUM MATTE <b>CG</b> = COPPER GLOSS <b>CM</b> = COPPER MATTE
Architectural Plaster Wall Sconce				