

Miami Beach

Series



OCEAN



COLLINS



APWS-120.01

Ocean

Designer - SEDAP

MW

SW

RD

BL

OL

EB

SG

SM

PG

PM

CG

CM

• Mounting

Wall mount on horizontal J-Box (2x4)

• Material

Fibre Reinforced Plaster™ and Protective Glass

• Lamp type (lamp not included)

 x 1

FT36W 2G11 RS
Compact Fluorescent, Long Twin T5, 4-Pin

 x 1

FT55W 2G11
Compact Fluorescent, Long Twin T5, 4-Pin

• Voltage and Ballast

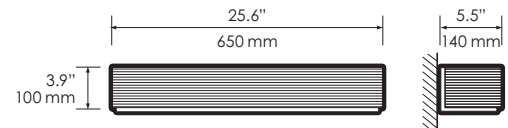
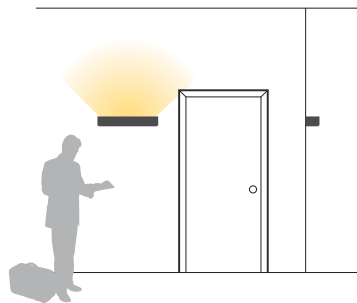
- All our fluorescent lighting fixtures are available in 120 or 277 Volts
- All our ballasts are electronic and are less than 10% THD
- For 347 Volt ballast, please consult the factory
- For electronic dimming ballast, please consult the factory

• Dimensions (Length x Height x Depth)



25.6" x 3.9" x 5.5"

• Weight

12.8 lbs.



HOW TO SPECIFY

SERIES	MODEL#	LAMP TYPE	VOLTAGE	FINISH
APWS	120.01	→ _____	→ _____	→ _____
		 FT36W T5  FT55W T5	120 = 120 Volts 277 = 277 Volts	MW = MATTE WHITE SW = SATIN WHITE RD = RED BL = BLUE OL = OLIVE EB = EBONY SG = SILVER GLOSS SM = SILVER MATTE PG = PLATINUM GLOSS PM = PLATINUM MATTE CG = COPPER GLOSS CM = COPPER MATTE
Architectural Plaster Wall Sconce				

APWS-121.01

Collins

Designer - SEDAP



- MW
- SW
- RD
- BL
- OL
- EB
- SG
- SM
- PG
- PM
- CG
- CM

• Mounting

Wall mount on horizontal J-Box (2x4)

• Material

Fibre Reinforced Plaster™ and Protective Glass

• Lamp type (lamp not included)



FT36W 2G11 RS
Compact Fluorescent, Long Twin T5, 4-Pin



FT55W 2G11
Compact Fluorescent, Long Twin T5, 4-Pin

• Voltage and Ballast

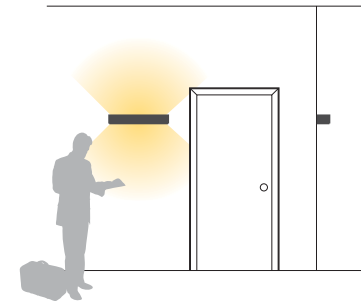
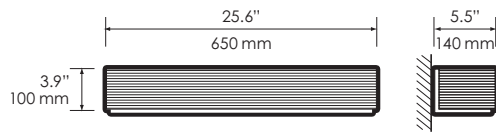
- All our fluorescent lighting fixtures are available in 120 or 277 Volts
- All our ballasts are electronic and are less than 10% THD
- For 347 Volt ballast, please consult the factory
- For electronic dimming ballast, please consult the factory

• Dimensions (Length x Height x Depth)

25.6" x 3.9" x 5.5"

• Weight

12.7 lbs.



HOW TO SPECIFY

SERIES	MODEL#	LAMP TYPE	VOLTAGE	FINISH
APWS	121.01	→ _____	→ _____	→ _____
		FT36W T5 FT55W T5	120 = 120 Volts 277 = 277 Volts	MW = MATTE WHITE SG = SILVER GLOSS SW = SATIN WHITE SM = SILVER MATTE RD = RED PG = PLATINUM GLOSS BL = BLUE PM = PLATINUM MATTE OL = OLIVE CG = COPPER GLOSS EB = EBONY CM = COPPER MATTE
Architectural Plaster Wall Sconce				



www.sedap-na.com