







SO 2951



	Model number	Description	W	D	H	SH	AH	Weight
	SO 2950	Injected polirethane seat and back, chrome tubular skid base.	23	23.25	29.75	18.25	26	25.75
	SO 2951	Injected polirethane seat and back, chrome tubular feet.	23	23.25	29.5	18.25	25.75	21.25
	SO 2952	Injected polirethane seat and back, chrome tubular central base.	23	22.5	29.75	17	24.5	35
	SO 2953	Injected polirethane seat and back, chrome tubular central base with wheels.	23	22.75	29.75	18.25	25.75	29
	CJ 2954		17.5	16.5	1	-	-	8

Measurements ± 0.25 in
Measurements inches (in.), yards (yd) , square feet (sq. ft.)

All models are protected by international patent. This publication may not be reproduced in whole or in part in any manner whatsoever without the written permission of the Publisher.

Andreu World America LLC.
222 Merchandise Mart Plaza
Suite 10-132
Chicago, IL 60654
Phone 312.464.0900
Fax 312.646.0907
Toll Free 1.800.632.5272
info@andreuworldamerica.com
www.andreuworldamerica.com

When ordering, please specify:
a) Model name and number.
o) Describe COM fabric, including manufacturer and model number.

Nanda Lievore, Altherr, Molina

Nanda is a contemporary version of single-shell technology, resolved using state-of-the-art materials and technologies

providing maximum durability and comfort thanks to the elasticity of the structural shell material. A variety of bases are

available: four legs, skate or central castor base, making this model highly appropriate for use in both contract and residential areas.



Andreu World America

Red
RAL 3020



Grey
RAL 9002



Black
RAL 8022



Brown
RAL 8028



SO 2952



SO 2950



SO 2953



SO 2951