

Design: Werner Aisslinger

The spark that ignited the development of Level 34 came in the form of two questions: How can shelves and additional storage space be arranged so that users who need something from the lower shelves of a cabinet do not need to get down on their knees to fetch it? And what is the best way of providing users easy access to files and folders while sitting down? Thanks to the ground clearance of 34 cm that was incorporated into the design as a result of these requirements, Level 34 is not just practical to use. The office furniture system also makes an unusually light impression. Its structure is just like the human back: all desks and additional modules fan out like ribs from a spine. And this means that Level 34 can be used for a wide range of applications. It can subdivide space while giving office environments a modern touch.

A wide range of options

Level 34 consists of a minimum of modules that can be combined in many various ways to suit different needs: You can create workstations and storage space as well as waiting areas, lounges and even use it for counters, e.g. for reception areas. The system can be adapted to the needs of companies that set store on individual office design and want to give their business a clear identity. Thanks to the clever twist locking system, the desks and modules are easy to remove and install.

Individual work areas

Level 34 employs a design that is not often found in office areas, and comes in friendly colours that give every office a cosy touch. The design serves to create a vitalising and inspiring work environment in all kinds of offices from open-plan studios to minimalist individual offices.

Simple cable management

Electricity is taken from a point in the floor and then fed to the workstations. This means that an office can be planned irrespective of double flooring or the positioning of cable outlets.

Werner Aisslinger
*1964, Germany



The designer Werner Aisslinger lives and works in Berlin. Before setting up his own office, he worked for Ron Arad and Jasper Morrison, as well as at Studio de Lucchi in Milan. His collaboration with Vitra began with Level 34.



Different ways of arranging Level 34 at a glance.



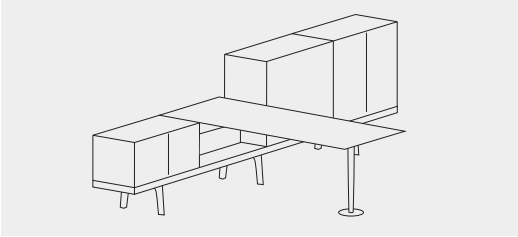
Single desks can also be configured with Level 34.



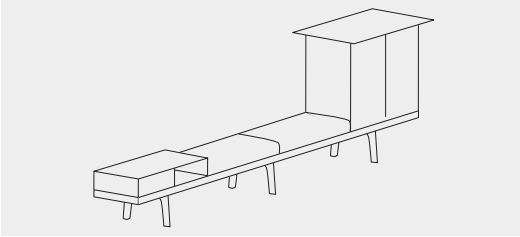
Coat holder module.

Configuration examples (WxHxD mm/inch)

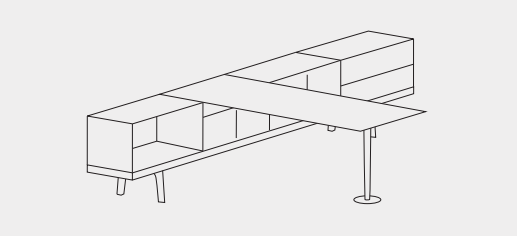
Level 34 can be used to create a reception area by using its reception counter and desk
(3,600 x 1,100 x 2,070 mm 1,417 1/4 x 433 x 815 ")



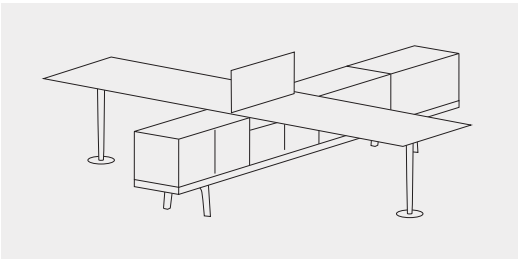
Cushions and a flower box make waiting areas appealing
(3,600 x 1,100 x 700 mm 1,417 1/4 x 433 x 275 1/2 ")



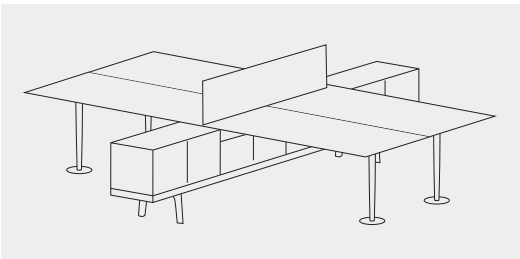
Single desk with storage space and ample freedom of movement
(3,600 x 720 x 2,070 mm 1,417 1/4 x 283 1/2 x 815 ")



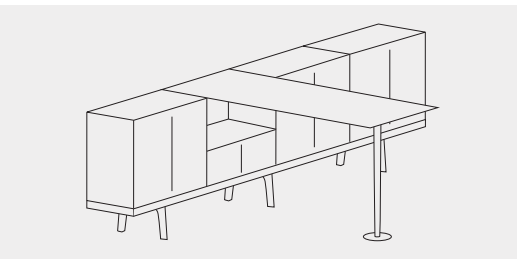
Double desk with privacy screens
(3,600 x 720 x 3,690 mm 1,417 1/4 x 283 1/2 x 1,452 3/4 ")



Communicative four-desk island
(3,600 x 720 x 3,690 mm 1,417 1/4 x 283 1/2 x 1,452 3/4 ")



The high table is the perfect solution for short meetings
(3,600 x 1,100 x 2,070 mm 1,417 1/4 x 433 x 815 ")



Colours and materials

Desktop Melamine		Corpus covers Polyurethane		Fronts MDF Veneer															
	52		47		30		23		75		38		29		25				
		Back panels Plano			79		78		68		77		71	Screens Cushions Laser					
52	17 Veneer														10		01		
		Cushions Miller stripe Leather			35		72		71		70		69		68		67		66
09	12																		