

SEVEN | INTRODUCTORY PRICE LIST / APRIL 2010

Essential Furniture for Lean Organizations

CONTENTS

INTRODUCTION	04
DESKS	05
How to Specify	06
Extended Corner 24	08
Extended Corner 30	08
Rectangle	09
Inset	09
Guest Conference	10
ACCESSORIES	11
Dividing Screen	12
Modesty Shield	13
Vertical Cable Channel	14
PRODUCT INFORMATION	15
Universal Handedness	16
Surface Interlock Assembly	17
Solid State Construction / Maximum Clearance	18
Utility Beam / Cable Management	19
Dividing Screen / Modesty Shield	20
Adjustment Options	21
Environmentally Preferred Materials	22
MATERIALS & SPECIFICATIONS	23
TERMS & CONDITIONS	24
FINISHES	26

INTRODUCTION

Seven from Watson Desking: Essential Furniture for Lean Organizations

Seven's innovative design allows facility professionals to manage inventories of contoured surface shapes without regard to handedness. Seven's worksurfaces are seamlessly finished on both sides; simply flip the surface and the left-hand becomes the right and vice-versa.

No more need for traditional rectangles that may be easy to manage, but do not respond to the needs of the user. Seven's desk shapes integrate with Watson Desking storage for cubicle infill applications. The restrained design and low profile foot blend with a variety of contemporary environments.

Along a spine wall or in open plan applications, Seven's Dividing Screens provide light scale space division with two heights available. Seven's Dividing Screens offer a single tool assembly, but once assembled, the screens may be repositioned along the utility beam without tools.

Specify Seven's vertical cable channel raceway to shroud cables along the leg.

Image Notes

Desk shapes this page are shown with ped bay. Tables 69 inches and longer include ped bay. Crank handle location is always on the shallow end (24 inch) of the desk.





HOW TO SPECIFY

Product Dimensions

Product Code

Product Options
Base, Smartgrain/Standard Finish, Edge, etc.

Finish Options
Surface, Edge and Base

Product Code Indicators
Boxes available to fill out a complete product code.

Index Tabs
Reference sections throughout the price list.

Upgrade Options and Notes
Reference important upgrades or notes that can affect your order.

Desks **SVDXCA4854** | **U** | **A** | **Z** | **JC** | **CH** | **WA**

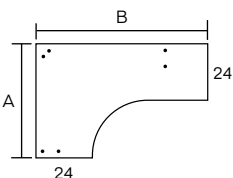
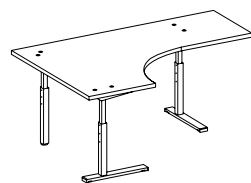
Product
Base Style
Smartgrain/Standard
Edge Style
Surface Finish
Edge Finish
Base Finish

DESKS

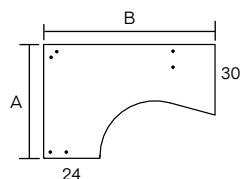
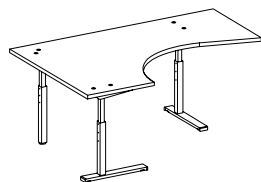
Extended Corner 24	08
Extended Corner 30	08
Rectangle	09
Inset	09
Guest Conference	10

DESKS

Product	Product		Smart-grain		Edge	Finishes				
	Side A	Side B	Front Crank 22-33 26-39 U G	Notch 22-33 26-39 J E	Fixed 29.5 D	Smart-grain (+ \$100) Yes = A No = S	Surface	Edge	Base	
	48 = 48" 51 = 51" 54 = 54" 57 = 57" 60 = 60"									
SVDXCA	<input type="checkbox"/> <input type="checkbox"/>	54	2305	1720	1505	<input type="checkbox"/>	Z	<input type="checkbox"/> <input type="checkbox"/>	<input type="checkbox"/> <input type="checkbox"/>	<input type="checkbox"/> <input type="checkbox"/>
SVDXCA	<input type="checkbox"/> <input type="checkbox"/>	57	2315	1730	1515	<input type="checkbox"/>	Z	<input type="checkbox"/> <input type="checkbox"/>	<input type="checkbox"/> <input type="checkbox"/>	<input type="checkbox"/> <input type="checkbox"/>
SVDXCA	<input type="checkbox"/> <input type="checkbox"/>	60	2315	1730	1515	<input type="checkbox"/>	Z	<input type="checkbox"/> <input type="checkbox"/>	<input type="checkbox"/> <input type="checkbox"/>	<input type="checkbox"/> <input type="checkbox"/>
SVDXCA	<input type="checkbox"/> <input type="checkbox"/>	63	2320	1735	1520	<input type="checkbox"/>	Z	<input type="checkbox"/> <input type="checkbox"/>	<input type="checkbox"/> <input type="checkbox"/>	<input type="checkbox"/> <input type="checkbox"/>
SVDXCA	<input type="checkbox"/> <input type="checkbox"/>	66	2320	1735	1520	<input type="checkbox"/>	Z	<input type="checkbox"/> <input type="checkbox"/>	<input type="checkbox"/> <input type="checkbox"/>	<input type="checkbox"/> <input type="checkbox"/>
SVDXCA	<input type="checkbox"/> <input type="checkbox"/>	69	2330	1745	1530	<input type="checkbox"/>	Z	<input type="checkbox"/> <input type="checkbox"/>	<input type="checkbox"/> <input type="checkbox"/>	<input type="checkbox"/> <input type="checkbox"/>
SVDXCA	<input type="checkbox"/> <input type="checkbox"/>	72	2330	1745	1530	<input type="checkbox"/>	Z	<input type="checkbox"/> <input type="checkbox"/>	<input type="checkbox"/> <input type="checkbox"/>	<input type="checkbox"/> <input type="checkbox"/>
SVDXCA	<input type="checkbox"/> <input type="checkbox"/>	75	2490	1905	1690	<input type="checkbox"/>	Z	<input type="checkbox"/> <input type="checkbox"/>	<input type="checkbox"/> <input type="checkbox"/>	<input type="checkbox"/> <input type="checkbox"/>
SVDXCA	<input type="checkbox"/> <input type="checkbox"/>	78	2490	1905	1690	<input type="checkbox"/>	Z	<input type="checkbox"/> <input type="checkbox"/>	<input type="checkbox"/> <input type="checkbox"/>	<input type="checkbox"/> <input type="checkbox"/>
SVDXCA	<input type="checkbox"/> <input type="checkbox"/>	81	2550	1965	1750	<input type="checkbox"/>	Z	<input type="checkbox"/> <input type="checkbox"/>	<input type="checkbox"/> <input type="checkbox"/>	<input type="checkbox"/> <input type="checkbox"/>
SVDXCB	<input type="checkbox"/> <input type="checkbox"/>	69	2330	1745	1530	<input type="checkbox"/>	Z	<input type="checkbox"/> <input type="checkbox"/>	<input type="checkbox"/> <input type="checkbox"/>	<input type="checkbox"/> <input type="checkbox"/>
SVDXCB	<input type="checkbox"/> <input type="checkbox"/>	72	2330	1745	1530	<input type="checkbox"/>	Z	<input type="checkbox"/> <input type="checkbox"/>	<input type="checkbox"/> <input type="checkbox"/>	<input type="checkbox"/> <input type="checkbox"/>
SVDXCB	<input type="checkbox"/> <input type="checkbox"/>	75	2490	1905	1690	<input type="checkbox"/>	Z	<input type="checkbox"/> <input type="checkbox"/>	<input type="checkbox"/> <input type="checkbox"/>	<input type="checkbox"/> <input type="checkbox"/>
SVDXCB	<input type="checkbox"/> <input type="checkbox"/>	78	2490	1905	1690	<input type="checkbox"/>	Z	<input type="checkbox"/> <input type="checkbox"/>	<input type="checkbox"/> <input type="checkbox"/>	<input type="checkbox"/> <input type="checkbox"/>
SVDXCB	<input type="checkbox"/> <input type="checkbox"/>	81	2550	1965	1750	<input type="checkbox"/>	Z	<input type="checkbox"/> <input type="checkbox"/>	<input type="checkbox"/> <input type="checkbox"/>	<input type="checkbox"/> <input type="checkbox"/>



EXTENDED CORNER 24
Shown as Right Hand



EXTENDED CORNER 30
Shown as Right Hand

PRODUCT NOTES

Grain Direction runs the B length of the worksurface.

Extended Corner tables 69 inches and longer include pedestal bay.

Tables 57 inches, 63 inches, 69 inches, 75 inches, 81 inches long are sized to mate with 15 inch wide towers.

Tables are unhandred, and can be assembled in a left-handed or right-handed configuration.

EDGE



90 Edge
3mm ABS edge

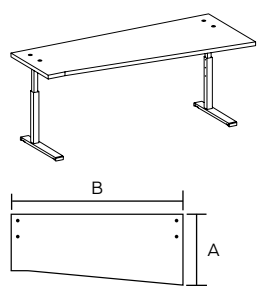
Premium Laminates

Smartgrain laminates feature a unique finish with gloss and texture similar to real-wood laminates. See page 26 for details.

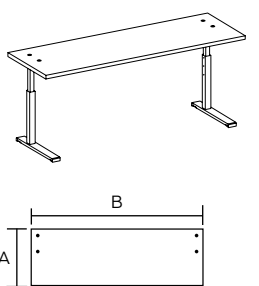
INDEX

SURFACE INTERLOCK ASSEMBLY™	17
UTILITY BEAM / CABLE MANAGEMENT	19
DIVIDING SCREEN / MODESTY SHIELD	20
ADJUSTMENT OPTIONS	21
FINISHES	26

DESKS		Product	Smart-grain			Edge	Finishes		
A / B			Front Crank	Notch	Fixed	Smart-grain (+ \$100) Yes = A No = S	Surface	Edge	Base
			22-33 26-39 U G	22-33 26-39 J E	29.5 D				
			\$	\$	\$				
30 24		SVDXIN3024	1300	890	745	<input type="checkbox"/>	Z	<input type="checkbox"/>	<input type="checkbox"/>
30 30		SVDXIN3030	1345	935	790	<input type="checkbox"/>	Z	<input type="checkbox"/>	<input type="checkbox"/>
30 36		SVDXIN3036	1350	940	795	<input type="checkbox"/>	Z	<input type="checkbox"/>	<input type="checkbox"/>
30 42		SVDXIN3042	1395	985	840	<input type="checkbox"/>	Z	<input type="checkbox"/>	<input type="checkbox"/>
30 48		SVDXIN3048	1405	995	850	<input type="checkbox"/>	Z	<input type="checkbox"/>	<input type="checkbox"/>
30 54		SVDXIN3054	1485	1075	930	<input type="checkbox"/>	Z	<input type="checkbox"/>	<input type="checkbox"/>
30 60		SVDXIN3060	1545	1135	990	<input type="checkbox"/>	Z	<input type="checkbox"/>	<input type="checkbox"/>
30 66		SVDXIN3066	1550	1140	995	<input type="checkbox"/>	Z	<input type="checkbox"/>	<input type="checkbox"/>
30 72		SVDXIN3072	1560	1150	1005	<input type="checkbox"/>	Z	<input type="checkbox"/>	<input type="checkbox"/>
							Z		
24 24		SVDXRE2424	1270	860	715	<input type="checkbox"/>	Z	<input type="checkbox"/>	<input type="checkbox"/>
24 30		SVDXRE2430	1310	900	755	<input type="checkbox"/>	Z	<input type="checkbox"/>	<input type="checkbox"/>
24 36		SVDXRE2436	1320	910	765	<input type="checkbox"/>	Z	<input type="checkbox"/>	<input type="checkbox"/>
24 42		SVDXRE2442	1365	955	810	<input type="checkbox"/>	Z	<input type="checkbox"/>	<input type="checkbox"/>
24 48		SVDXRE2448	1375	965	820	<input type="checkbox"/>	Z	<input type="checkbox"/>	<input type="checkbox"/>
24 54		SVDXRE2454	1455	1045	900	<input type="checkbox"/>	Z	<input type="checkbox"/>	<input type="checkbox"/>
24 60		SVDXRE2460	1460	1050	905	<input type="checkbox"/>	Z	<input type="checkbox"/>	<input type="checkbox"/>
24 66		SVDXRE2466	1520	1110	965	<input type="checkbox"/>	Z	<input type="checkbox"/>	<input type="checkbox"/>
24 72		SVDXRE2472	1530	1120	975	<input type="checkbox"/>	Z	<input type="checkbox"/>	<input type="checkbox"/>



INSET
Shown as Right Hand




RECTANGLE

PRODUCT NOTES

Grain Direction runs the B length of the worksurface.

Tables are unhandled, and can be assembled in a left-handed or right-handed configuration.

EDGE



90 Edge
3mm ABS edge

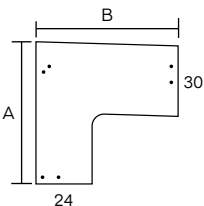
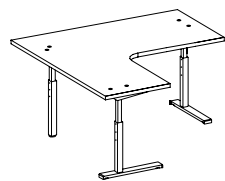
Premium Laminates
Smartgrain laminates feature a unique finish with gloss and texture similar to real-wood laminates. See page 26 for details.

INDEX

SURFACE INTERLOCK ASSEMBLY™	17
UTILITY BEAM / CABLE MANAGEMENT	19
DIVIDING SCREEN / MODESTY SHIELD	20
ADJUSTMENT OPTIONS	21
FINISHES	26

DESKS

Product		Smart-grain	Edge	Finishes				
A / B	Product	Front Crank 22-33 26-39 U G	Notch 22-33 26-39 J E	Fixed 29.5 D	Smart-grain (+ \$100) Yes = A No = S	Surface	Edge	Base
		\$	\$	\$				
60 54	SVDXGC6054	2315	1730	1515	<input type="checkbox"/>	Z	<input type="checkbox"/>	<input type="checkbox"/>
60 60	SVDXGC6060	2320	1735	1520	<input type="checkbox"/>	Z	<input type="checkbox"/>	<input type="checkbox"/>
60 72	SVDXGC6072	2340	1755	1540	<input type="checkbox"/>	Z	<input type="checkbox"/>	<input type="checkbox"/>



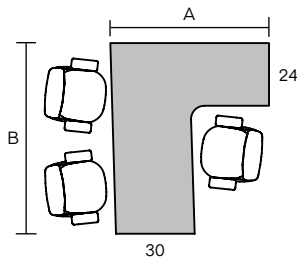
GUEST CONFERENCE
Shown as Right Hand

PRODUCT NOTES

Side B of guest conference tables do not accept dividing screens.

Side B of guest conference tables accepts modesty shields at a recessed depth to accommodate guest seating with leg clearance.

Tables are unhandled, and can be assembled in a left-handed or right-handed configuration.



INDEX

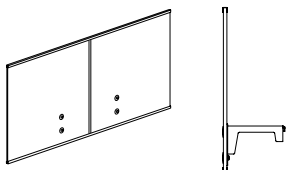
SURFACE INTERLOCK ASSEMBLY™	17
UTILITY BEAM / CABLE MANAGEMENT	19
DIVIDING SCREEN / MODESTY SHIELD	20
ADJUSTMENT OPTIONS	21
FINISHES	26

ACCESSORIES

Dividing Screen	12
Modesty Shield	13
Vertical Cable Channel	14

ACCESSORIES

Product Finishes



DIVIDING SCREEN

H / W	Product	Price	Fabric	Powder
		\$		
19 24	SVDS1924	325	<input type="checkbox"/>	<input type="checkbox"/>
19 30	SVDS1930	335	<input type="checkbox"/>	<input type="checkbox"/>
19 36	SVDS1936	345	<input type="checkbox"/>	<input type="checkbox"/>
19 42	SVDS1942	355	<input type="checkbox"/>	<input type="checkbox"/>
19 48	SVDS1948	365	<input type="checkbox"/>	<input type="checkbox"/>
19 51	SVDS1951	370	<input type="checkbox"/>	<input type="checkbox"/>
19 54	SVDS1954	375	<input type="checkbox"/>	<input type="checkbox"/>
19 57	SVDS1957	380	<input type="checkbox"/>	<input type="checkbox"/>
19 60	SVDS1960	385	<input type="checkbox"/>	<input type="checkbox"/>
19 63	SVDS1963	390	<input type="checkbox"/>	<input type="checkbox"/>
19 66	SVDS1966	395	<input type="checkbox"/>	<input type="checkbox"/>
19 69	SVDS1969	400	<input type="checkbox"/>	<input type="checkbox"/>
19 72	SVDS1972	405	<input type="checkbox"/>	<input type="checkbox"/>
19 75	SVDS1975	410	<input type="checkbox"/>	<input type="checkbox"/>
19 78	SVDS1978	415	<input type="checkbox"/>	<input type="checkbox"/>
19 81	SVDS1981	420	<input type="checkbox"/>	<input type="checkbox"/>
24 24	SVDS2424	325	<input type="checkbox"/>	<input type="checkbox"/>
24 30	SVDS2430	335	<input type="checkbox"/>	<input type="checkbox"/>
24 36	SVDS2436	345	<input type="checkbox"/>	<input type="checkbox"/>
24 42	SVDS2442	355	<input type="checkbox"/>	<input type="checkbox"/>
24 48	SVDS2448	365	<input type="checkbox"/>	<input type="checkbox"/>
24 51	SVDS2451	370	<input type="checkbox"/>	<input type="checkbox"/>
24 54	SVDS2454	375	<input type="checkbox"/>	<input type="checkbox"/>

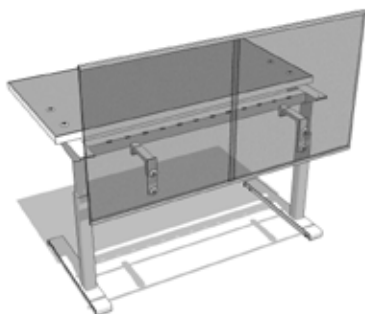
PRODUCT NOTES

Dividing screen is mounted to each bracket with two surface interlocks with zinc screws.

Panels are made of 3/8 inch thick 100% fiber board and textile covered.

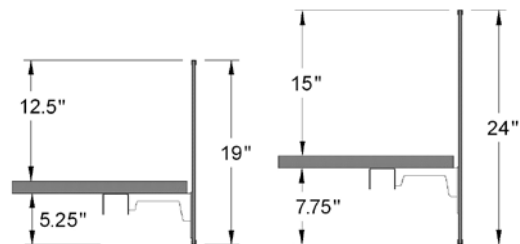
Powdercoated utility beam is slotted to receive screen bracket.

Dividing screen is available in two heights, 24 inches and 19 inches.

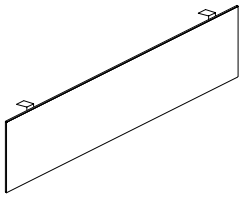


INDEX

DIVIDING SCREEN	22
FINISHES	28



ACCESSORIES



MODESTY SHIELD

H / W		Product	Price	Finishes
			\$	Powder
13	24	SVMS1324	170	<input type="checkbox"/> <input type="checkbox"/>
13	30	SVMS1330	180	<input type="checkbox"/> <input type="checkbox"/>
13	36	SVMS1336	190	<input type="checkbox"/> <input type="checkbox"/>
13	42	SVMS1342	220	<input type="checkbox"/> <input type="checkbox"/>
13	45	SVMS1345	225	<input type="checkbox"/> <input type="checkbox"/>
13	48	SVMS1348	230	<input type="checkbox"/> <input type="checkbox"/>
13	51	SVMS1351	235	<input type="checkbox"/> <input type="checkbox"/>
13	54	SVMS1354	240	<input type="checkbox"/> <input type="checkbox"/>
13	57	SVMS1357	250	<input type="checkbox"/> <input type="checkbox"/>
13	60	SVMS1360	265	<input type="checkbox"/> <input type="checkbox"/>
13	63	SVMS1363	275	<input type="checkbox"/> <input type="checkbox"/>
13	66	SVMS1366	285	<input type="checkbox"/> <input type="checkbox"/>
13	69	SVMS1369	295	<input type="checkbox"/> <input type="checkbox"/>
13	72	SVMS1372	310	<input type="checkbox"/> <input type="checkbox"/>
13	75	SVMS1375	320	<input type="checkbox"/> <input type="checkbox"/>
13	78	SVMS1378	330	<input type="checkbox"/> <input type="checkbox"/>
13	81	SVMS1381	340	<input type="checkbox"/> <input type="checkbox"/>

PRODUCT NOTES

Modesty shield is powdercoated steel with gray fabric liner (user facing). Fabric dampens sound.

Modesty shield mounts to utility beam with brackets.



INDEX

MODESTY SHIELD	20
FINISHES	26

ACCESSORIES

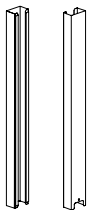
Product

Finishes

H / W

Price

Powder



VERTICAL CABLE CHANNEL

H / W	Product	Price	Powder
17 -	SVCCH17	\$ 75	<input type="checkbox"/> <input type="checkbox"/>
21 -	SVCCH21	80	<input type="checkbox"/> <input type="checkbox"/>
24 -	SVCCH24	85	<input type="checkbox"/> <input type="checkbox"/>

PRODUCT NOTES

Vertical cable channel uses a magnetic powdercoated steel formed cover to conceal and guide cables along leg.

INDEX

DIVIDING SCREEN	20
FINISHES	26

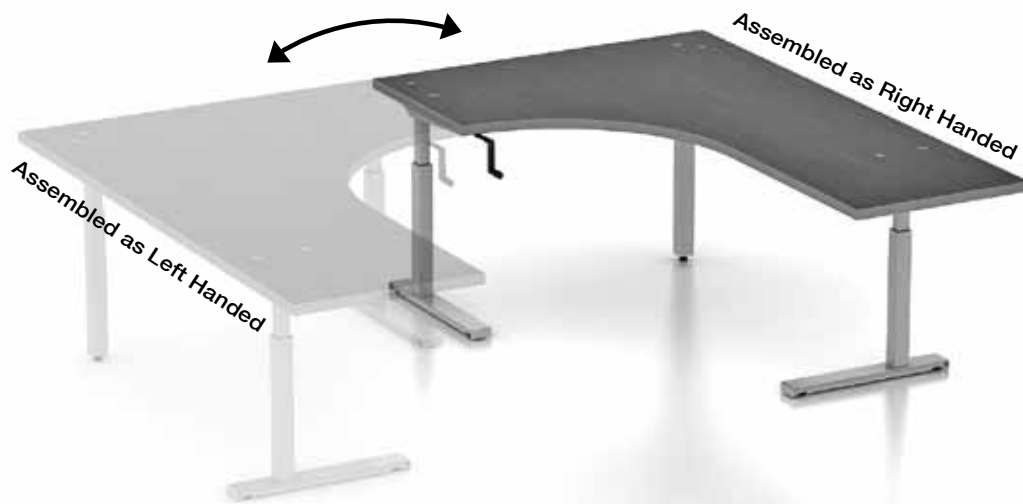
PRODUCT INFORMATION

Universal Handedness	16
Surface Interlock Assembly™	17
Solid State Construction / Maximum Clearance	18
Utility Beam / Cable Management	19
Dividing Screen / Modesty Shield	20
Adjustment Options	21
Environmentally Preferred Materials	22
MATERIALS & SPECIFICATIONS	23
TERMS & CONDITIONS	24
FINISHES	26

UNIVERSAL HANDEDNESS

DESIGN INTENT:

Handed worksurfaces solve real user needs with natural contours that create a comfortable body pocket with enhanced visual and physical reach, particularly useful in today's multi-device digital world. Seven's worksurfaces are seamlessly finished on both sides; simply flip the surface and the left-hand becomes the right and vice-versa.



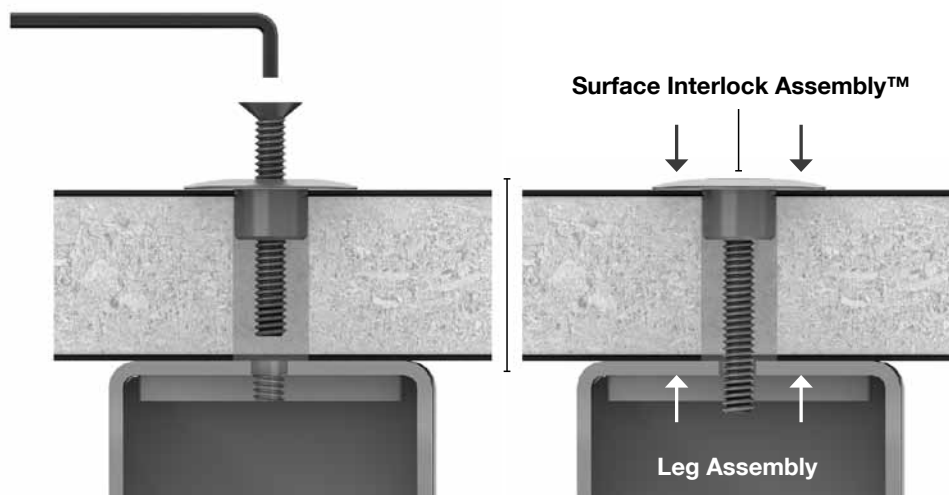
SURFACE INTERLOCK ASSEMBLY™

DESIGN INTENT:

Our patent pending Surface Interlock Assembly™ provides a mechanical connection between the worksurface and the base. Right handed or left handed, your surface will bear no markings from its previous assembly.

The compressive force of this interlock provides unequalled strength to the table, while its pleasing appearance reflects Seven's smart design.

And of course – Seven exceeds BIFMA requirements.

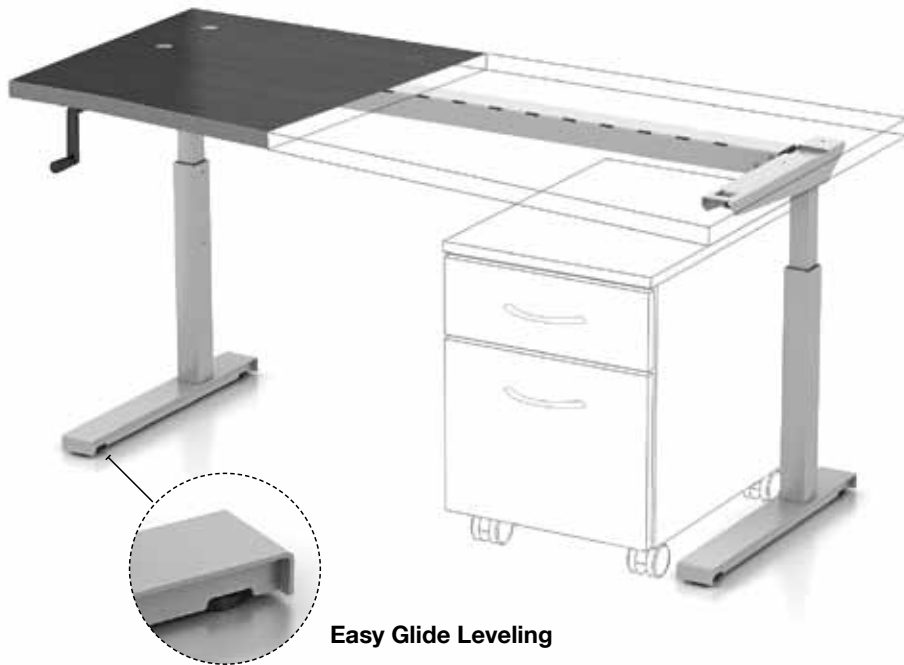


SOLID STATE CONSTRUCTION / MAXIMUM CLEARANCE

DESIGN INTENT:

Seven's base design contains no decorative plastic parts and pieces to break or fall off. That means fewer headaches for inventory management and fewer problems for installers.

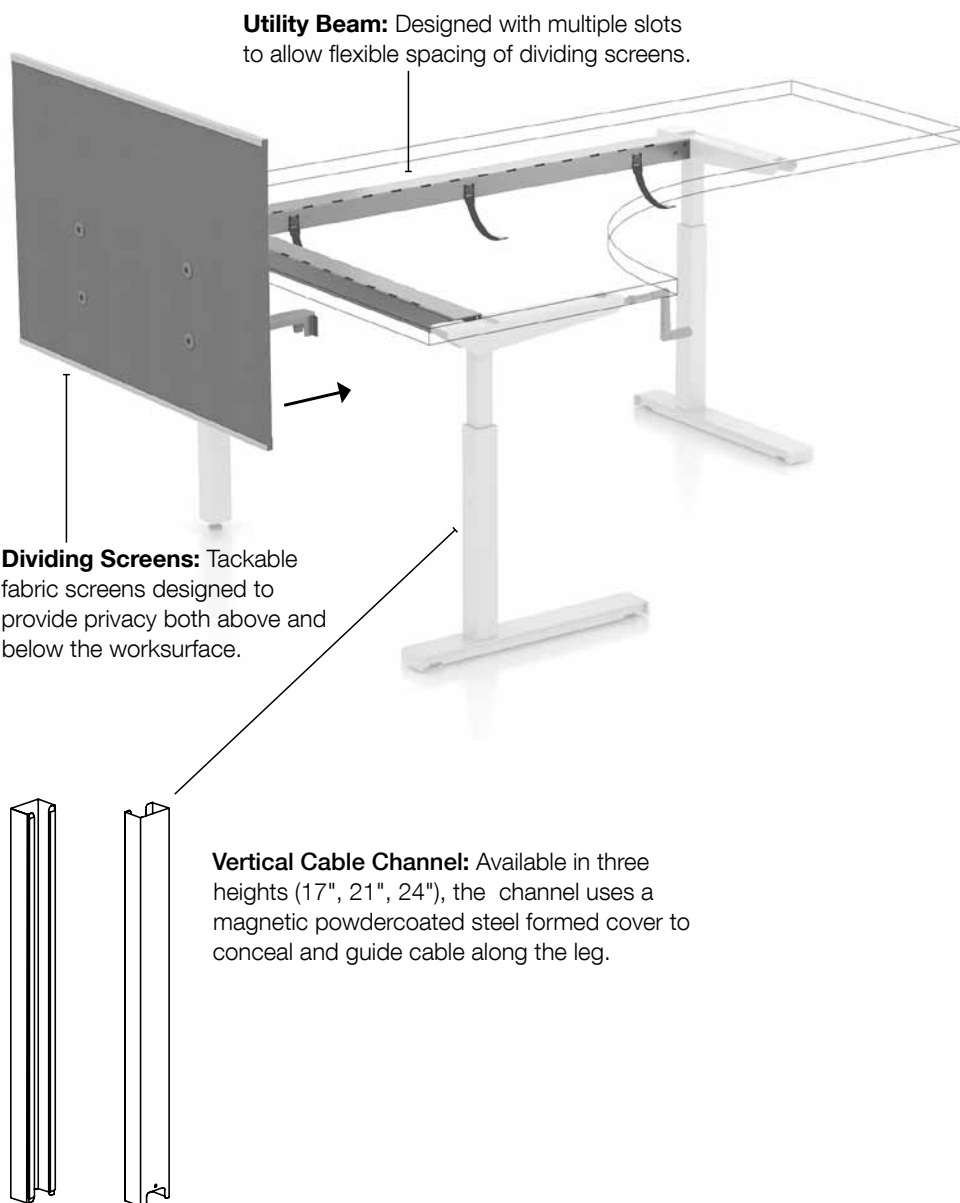
Seven was designed with the user in mind. The compressive strength of the Surface Interlock Assembly™ is so robust the need for a knee-height cross rail was eliminated. User leg clearance is assured and storage units dock easily without interference. Seven's unique foot is the lowest profile in the industry and allows external side access to glide leveling.



UTILITY BEAM / CABLE MANAGEMENT

DESIGN INTENT:

Seven's Utility Beam provides a simple single tool support for accessories such as dividing screens and modesty shields, while preventing deflection of the surface and providing remarkable lateral stability to the workstation.

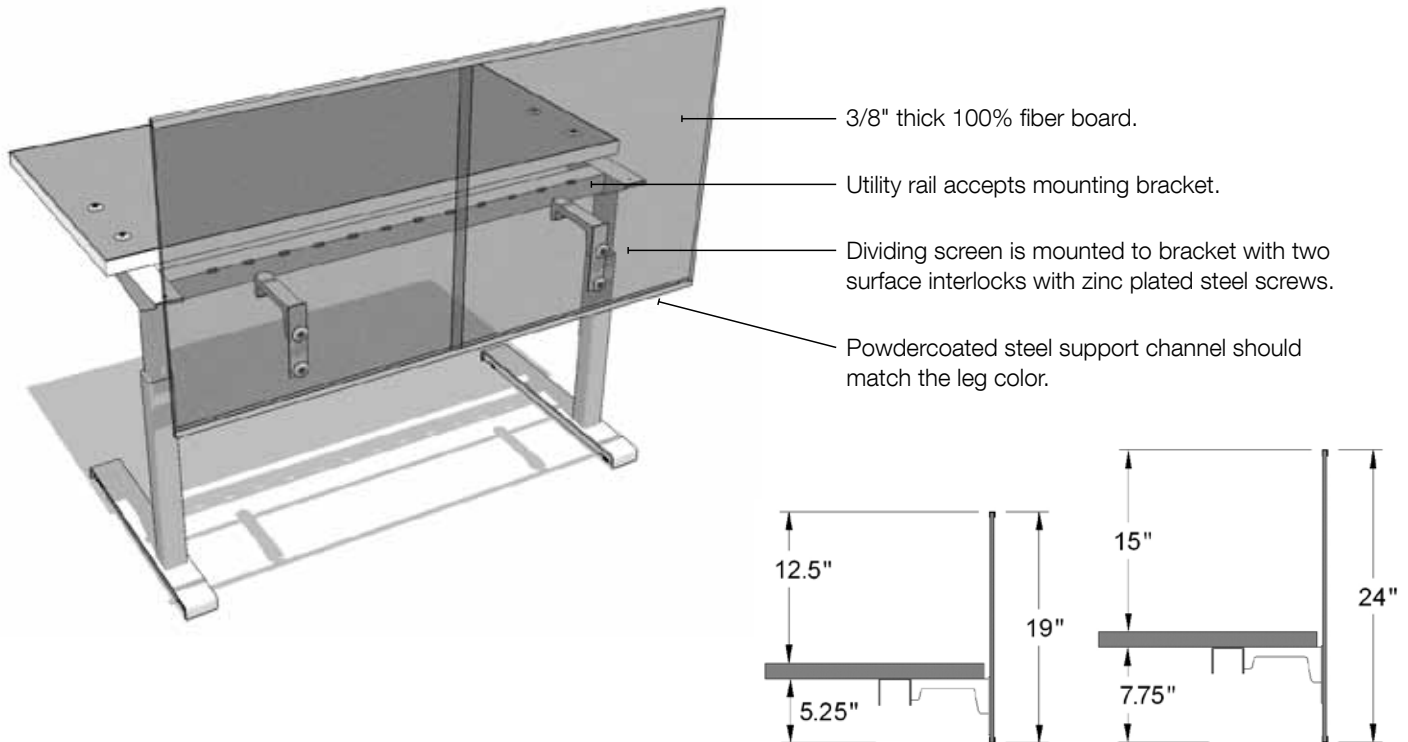


DIVIDING SCREEN / MODESTY SHIELD

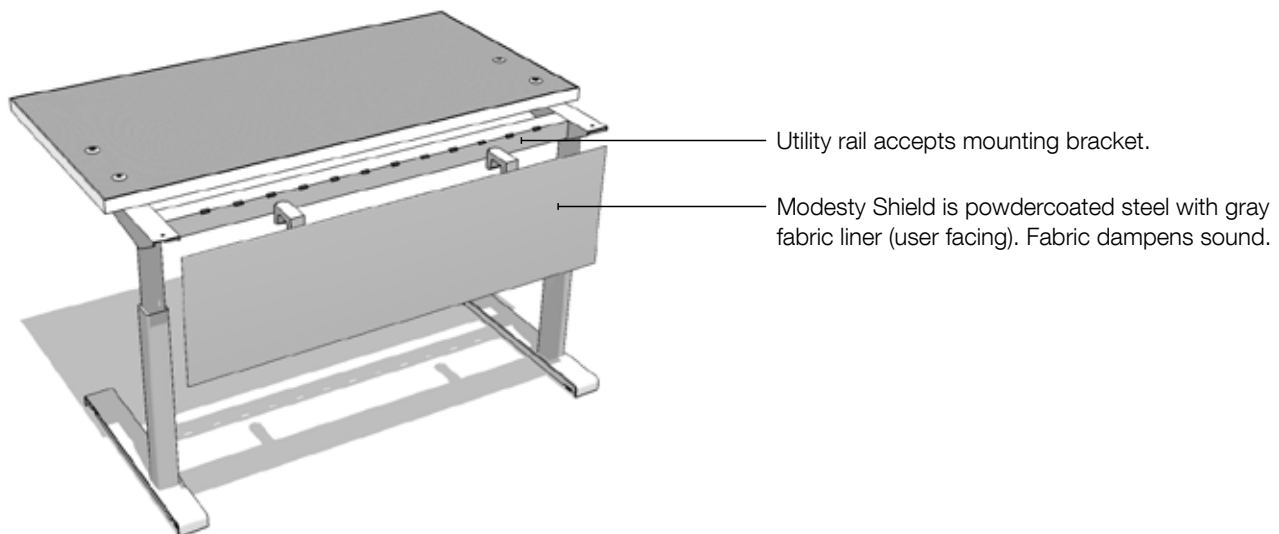
DESIGN INTENT:

The utility beam is slotted to provide mounting locations for Seven's dividing screen and modesty shields. Screen and modesty panels affix to the brackets. Brackets "lift-drop" into the slots according to facility-preferred locations. Top surfaces must be removed to access the utility beam slots to mount or move dividing screen and modesty shield.

Dividing Screen



Modesty Shield



ADJUSTMENT OPTIONS

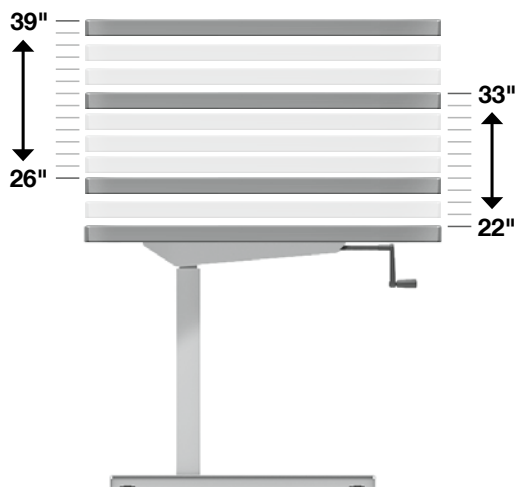
DESIGN INTENT:

Seven tables are available in a 22"-33" (BIFMA compliant) height range, or a 26"-39" alternative range that allows for a counter style working height. Adjustment ranges can be specified as facility-adjustable or user-adjustable. Seven tables are also available at a standard fixed height of 29.5".

Fixed Height: Fixed height tables are set at a standard height of 29.5".

Facility-adjustable: Notch adjustable bases provide an 11" or 13" range of height adjustability in 1" increments utilizing a dual-notch telescoping mechanism.

User-adjustable: Front crank lift mechanisms provide an 11" or 13" range of height adjustability with 150 lbs of lifting capacity atop the work surface.



ENVIRONMENTALLY PREFERRED MATERIALS

Designed and manufactured almost entirely of environmentally preferred materials, Seven contains a high level of recycled content and uses some of the industry's lowest-impact manufacturing processes. Seven products can also contribute to LEED certification credits and help customers meet their own corporate environmental standards.



For more information about Watson's environmental stewardship, or to read about Watson's award winning green program, please visit www.watsondesking.com/stewardship.

Adhesives

Low-VOC water-based adhesives

Wood Substrate

92% recycled industrial by-product

Laminate

GreenGuard Indoor Air Quality Certification with 20% recycled content

Tackable Substrate

Recycled fiber board

Textiles

100% recycled content



Worksurface Edge

These are synthetic edges made of an extruded 3mm thick ABS, with a durometer chosen for its flexibility, durability and self healing properties.

Bases

Cold-rolled steel, 89.7% recycled, 100% recyclable



MATERIALS & SPECIFICATIONS

DESK COMPONENTS

Seven Legs

Top support brackets are 12-gauge cold rolled sheet steel. Powder coated. Crank handles are die cast zinc alloy and powder coated. Vertical tube assembly 2" x 2" and 1.5" x 1.5" (.083") thick steel welded to top support and foot. Glides are screwed into metal inserts that are welded into foot. Adjustment mechanism utilizes beveled gear lift assemblies in each leg connected by extruded aluminum shafts. 12-gauge formed utility beam interconnects all legs. Powder coated.

Worksurfaces

Materials:

Worksurfaces that are edged with a synthetic material are 1.25" thick and are composed of horizontal grades of laminate both sides and are bonded to a 1.125" industrial grade particleboard core. Watson particleboard is recovered from Douglas Fir. The longer strands of the Douglas Fir provide superior deflection characteristics.

Worksurface dimensions are net sized by .5" overall to allow for vertical movement without interference of plugs, wires, brackets and panels.

Metal-to-Metal Connections:

Desk surfaces are fastened to the legs with steel machine screws threaded into metal inserts on leg assembly. Cast zinc bezel provides compression surface.

Built-in Cable Management:

Vertical: 16-gauge formed sheet metal vertical raceways are magnetically attached to the 2" x 2" vertical leg.

Edge

These are synthetic edges made of an extruded 3mm thick ABS, with a durometer chosen for its flexibility, durability and self healing properties.

ACCESSORIES

Dividing Screens

Dividing screens are desk mounted. Screen covering is 100% recycled polyester woven fabric. Tackable core material is comprised of .375" recycled fiber board. Horizontal trim rails are powdercoated 18-gauge formed steel. Mounting brackets are 12-gauge powder-coated steel.

Modesty Shields

The Steel Modesty Shield consists of powdercoated 22-gauge (.03") thick formed sheet steel. With acoustic dampening fabric (recyclable polypropylene) on backside. Mounting brackets are 18-gauge powdercoated steel.

WATSON TERMS & CONDITIONS

Terms of Sale

This Price List and these Terms of Sale supercede all previous price lists and terms. These prices and terms are subject to change without notice.

Prices

List prices include freight costs as specified below. No other charges are included in Watson's list prices unless otherwise specified in writing.

Terms of Payment

Terms of payment will be established based on the credit rating and credit information provided by and for specific customers. Orders are invoiced at time of shipment. Standard payment terms are 50/50; 50% due at time of order and 50% due at time of shipment. Approved credit levels may be extended to net thirty (30).

Past due accounts will be charged the lesser of 1.5% per month or the highest rate permitted by law plus all collection costs, including reasonable attorney's fees and expenses.

Taxes

The Customer shall pay all sales, use, excise and other taxes applicable to the sale. Resale and/or exemption certificates must be forwarded to Watson at the time of order.

Order Acceptance

All orders must be submitted in writing. Watson does not accept an order until the order is verified complete by a Watson Project Manager, which will include price information and anticipated arrival date. The Order Confirmation is the final expression of the contract between the Customer and Watson.

Order Changes and Cancellations

Purchase orders may not be changed or cancelled, in whole or in part, without prior written consent of Watson. Changes may effect delivery dates. Expenses incurred because of changes will be charged to Customer. In the event of cancellations, Customer will be liable for reasonable cancellation charges established by Watson. Orders for customized products, custom finishes and Customer's Own Material (COM) items, hereinafter defined, may not be cancelled.

Returns

The return of Products without a written authorization by Watson shall not be accepted. If Watson agrees to repurchase the product pursuant to a valid authorization, the Customer must return the Product freight prepaid to Watson. The returned product shall be subject to a 25% of list restocking charge. All returned Products must be unused and in original condition.

Watson will not accept returns on orders that include COM materials.

Landed Freight Program

Order Minimums

Order minimums have been determined to help us accurately compensate for our freight expenses on low-volume orders. Minimum order and freight charge rates for all territories* have been specified below by zone.

** Overseas and non-contiguous US shipments made to a prearranged departure port in any zone, will adhere to the defined order minimum and freight charges in that zone; carton packing charges may also apply to overseas shipments.*

ZONE 1 (Local)

Seattle, Bellevue, Tacoma, Kitsap County, and the surrounding Puget Sound area

- For all orders less than \$10,000 list, a freight charge of 5% list will be applied; fuel surcharges do not apply to these orders.

ZONE 2

WA, OR, and CA

- For all orders less than \$15,000 list, a freight charge of 5% list will be applied; fuel surcharges do not apply to these orders.

ZONE 3

Contiguous US and Canada outside of WA, OR, and CA

- For all orders less than \$15,000 list, a freight charge of 10% list will be applied; fuel surcharges do not apply to these orders.

Variable Fuel Surcharge

A Variable Fuel Surcharge will be applied to all orders over the established minimum order in each freight zone. The variable fuel surcharge (currently 3.6% of net) reflects fuel surcharge costs that our carriers charge, and will be applied to the order as follows: net price total of products multiplied by the variable fuel surcharge. Updated monthly, the Variable Fuel Surcharge rate is subject to change and should be confirmed at the time of quote.

To view the Variable Fuel Surcharge and zone map online, please visit www.watsondesking.com/terms.

Shipping Program

Watson Furniture Group employs an environmentally friendly shipping program that reduces costs and helps ensure furniture is delivered in the same condition as it left the factory. This careful handling may occasionally lengthen shipping times on LTL shipments.

Blanket wrap

This environmentally preferred process eliminates waste and reduces installation time associated with package removal and disposal.

Air-ride

Watson utilizes carriers whose trailers are equipped with air-ride suspension to minimize vibration and avoid damage in transit.

No cross docking

Once loaded on the truck, product will not be consolidated, moved, or off-loaded until the point of delivery.

At Watson's discretion and if it is determined in the best interest of customers, alternative shipping methods may be used. Special requests including special shipping methods, delivery outside normal hours (8 a.m. to 5 p.m. Monday through Friday), inside delivery, notification, etc. shall be subject to an additional charge to the customer.

Claims

Risk of loss passes to Customer upon Watson's delivery of the product to the carrier. Product shortages and damage must be noted on delivery receipts at the time of receipt by the Customer or Customer's agent. If the carrier damaged the Product while in transit, the Customer has sole obligation of seeking any recourse against the appropriate carrier. Claims against Watson for shortages and errors must be made within seven (7) days of the date of delivery.

Title

Title to the Product shall remain with Watson until the Product is fully paid for.

Packaging

Worksurfaces and storage components are sent blanket wrapped. Frames are sent in cartons. The Customer may specify cartoning. To specify cartoning for all items add 5% of total list price

WATSON TERMS & CONDITIONS (CONTINUED)

Storage

Watson may transfer Product to storage at the Customer's risk and expense if the Customer is unable to take delivery of product as scheduled. Upon such transfer to storage, the Customer assumes risk of loss. Watson will invoice the Customer on a monthly basis for storage fees and the Customer will make payments in accordance with Watson's standard payment terms.

Loss, Damage or Delay

Watson shall not be liable for any loss, damage or delay resulting from forces beyond its reasonable control including fire, flood, strike or other labor difficulty, act of God, inability to obtain necessary labor, materials, or manufacturing facilities from usual sources, failure of suppliers to meet their contractual obligations or due to any cause beyond its reasonable control.

In the event of any such delay, delivery will be postponed by such length of time as may be reasonably necessary to compensate for the delay.

Customer's Own Material (COM)

Customers may request fabrics, surface materials, and powdercoats that are not standard to Watson's finish offering according to the guidelines below.

Watson Customer Service will apprise customers of any possible impact on lead times resulting from the use of off-card materials and finishes.

Watson shall not be responsible for the appearance or performance of any COM material and customer shall hold Watson harmless for any damages or losses arising out of, or related to, the use of the COM on the Product.

PRODUCT REPAIR OR REPLACEMENT IS THE CUSTOMER'S EXCLUSIVE REMEDY FOR ANY AND ALL PRODUCT DEFECTS.

COM orders cannot be cancelled and Watson will not accept product returns.

Seven

Fabric

- All COM requests for special fabric must be tested and approved by Watson Furniture Group.
- A minimum sample of 3 yards must be submitted to Watson for testing.
- Watson will notify customer of test results within 5 business days and provide written approval and a COM request form.
- Upon approval, customer must provide production quantities of the approved fabric at least five days before production begins.
- No price adjustments will be made for customer-supplied fabric.

Laminates

- Watson must approve all COM requests for laminates not listed on finish card.
- Non-specialty laminates from WilsonArt that are not on our finish card will be available subject to a \$500 list upcharge for recycling excess materials.
- For requests concerning all other vendors and all specialty laminates, please contact Customer Service, which will determine manufacturability, schedule, and pricing.
- Evaluation of requests will take no longer than three business days.
- Watson will contact laminate vendors directly to determine availability and lead times.
- Upon approval and order acknowledgement, Watson will purchase COM laminates and arrange delivery to facilitate the production schedule.

Powder

- Customer must provide powder sample for testing.
- Upon approval, customer must provide production quantity powder three days in advance of scheduled beginning of production.
- No price adjustments will be made for customer supplied powder.

Frames

Approval of COM orders for Frames panels will be subject to an additional two week lead time.

Warranty

Watson warrants to the original Customer that the Products it manufactures are free of defects in craftsmanship and materials found during normal single shift (40 hour work week) usage of the products during the warranty period. Watson shall, upon prompt written notice, repair or replace, at its option and costs, the affected part or parts. All separate component parts not manufactured by Watson (keyboard mechanisms, power and data devices, etc.) shall be covered by the original manufacturer's warranty.

This warranty does not apply to:

- Damage caused by a carrier.
- Normal wear and tear.
- Defects caused by improper installation.
- COM or other third party materials applied to the products.
- Products subjected to improper use and conditions.
- Damage resulting from misuse, negligence, accident or alterations.

Warranty Period

Five Years: Motors and other electrical components.
Lifetime: All other components.

EXCEPT AS STATED ABOVE, WATSON MAKES NO EXPRESS OR IMPLIED WARRANTIES AS TO ANY PRODUCT AND IN PARTICULAR MAKES NO WARRANTY OF FITNESS FOR ANY PARTICULAR PRODUCT EXCEPT FOR USE AS STANDARD OFFICE FURNITURE. PRODUCT REPAIR OR REPLACEMENT IS THE CUSTOMER'S EXCLUSIVE REMEDY FOR ANY AND ALL PRODUCT DEFECTS.

The remedies provided above are the Customer's sole remedies for any failure of Watson to comply with its obligations regarding the workmanship of its products.

APRIL 2010

FINISHES

Visit www.watsondesking.com/finishes for finish color representations or to order sample chips.

FABRICS

ANCHORAGE PATTERN

- 9B** Amber
- 9A** Angora
- 6D** Asteroid
- 9C** Coffee Bean
- 9U** Cumin
- 9D** Deep Water
- 6X** Fossil
- 9N** Goldenrod
- 9E** Goose
- 9R** Graphite
- 90** Green Olive
- 6H** Henna
- 9M** Midnight
- 9L** Mulberry
- 6Z** Onyx
- 6Q** Quarry Blue
- 9I** Red Delicious
- 6T** Slate
- 9S** Straw
- 9W** Willow

DRIFT PATTERN

- ØR** Alabaster
- 1H** Chamois
- ØD** Dusty Miller
- ØI** Graphite
- 3K** Mocha
- 9P** Pebble
- 4T** Slate
- 7U** Sprout
- 3J** Storm

SPRITE PATTERN

- 4U** Butter
- 2V** Harvest
- 7K** Khaki
- 4K** Kiwi
- 2I** Linen
- 4D** Powder
- 4B** Sherbet
- 7Y** Sky
- 2W** Snow

90 EDGES (3mm ABS)

- BK** Black
- CH** Charcoal
- JT** Jute
- GY** Satin Gray
- SG** Slate
- WL** White Linen

POWDERCOAT

- BK** Black
- CH** Charcoal
- M2** Mica
- GY** Satin Gray
- SG** Slate
- WA** White Aluminum
- WL** White Linen

SMARTGRAIN LAMINATES

Smartgrain laminates feature the polish and lux of a real wood veneer, with a subtle, narrow grain structure and higher gloss level. This gloss level (Glossometer reading of 38 compared to readings of 100 for High Gloss laminates and 10 for Matte laminates) provides a dramatic appearance but specifiers should be aware of the potential for increased fingerprinting.



SMARTGRAIN LAMINATES (textured)

- JC** Amber Cherry*
- A1** Asian Night*
- A2** Asian Sand*
- B8** Blond Echo*
- C5** Colombian Walnut*
- MO** Mambo
- DA** Madagascar*
- QI** Monticello Maple*
- RI** Rio
- TX** Studio Teak*
- W1** Williamsburg Cherry*
- X1** Xanadu*

**Also available as a Standard Laminate, non-textured (see list on page 29).*

FINISHES (CONT)

STANDARD LAMINATES

AB Alabaster	IQ Gilded Marquetry	NN Natural Nebula	YW Wallaby
A4 Almond Leather	OJ Golden Oak	NJ Natural Pear	JB Western Bronze
AZ Amazon	G5 Granite	KX Natural Roca	JI Western Hills
AC Amber Cherry *	GN Graphite Nebula	NT Natural Tigris	JR Western Iron
AN Antique Brush	RY Green Legacy	LY Navy Legacy	XW Western Storm
KQ Antique Roca	G4 Green Soapstone	N1 Nepal Teak	JU Western Suede
WQ Antique White	GT Green Tigris	UJ Neutral Glace	JQ Western Tan
JN Asian Night *	QT Grey	NW New Age Oak	JW Western White
JS Asian Sand *	GG Grey Glace	NE Nickel Evolve	W4 White
UI Asian Sun	EG Grey Mesh	VJ Nirvana	XL White Leather
TI Atlantis	YN Grey Nebula	NR North Sea	EN White Nebula
OB Bannister Oak	GP Grey Pampas	OR Ochre Roletta	JH White Sand
BE Beige	H3 Harvest Maple	OS Oiled Soapstone	EU White Suede
BN Beige Nebula	HZ Haze	OL Olive Legacy	WG White Tigris
EI Beige Pampas	HG Heather Legacy	OX Oxide	WC Wild Cherry
BI Beigewood	HE Hollyberry	AP Pampas	JL Williamsburg Cherry *
YB Beryl Brush	H1 Hunter Green	OE Pearl Soapstone	MA Windsor Mahogany
IB Biltmore Cherry	HN Hunter Nebula	PJ Pebble	WI Windswept
BK Black	HU Huntington Maple	PR Pepperdust	WB Windswept Bronze
BJ Blackstar Granite	IN Indigo	PE Pewter	WP Windswept Pewter
EH Blond Echo *	IL Iron Legacy	PB Pewter Brush	WO Woolamai Brush
ZW Brazilwood	KA Karratha Brush	EP Pewter Mesh	DØ Xanadu *
BR Brittany Blue	KM Kensington Maple	PL Platinum	
BZ Bronze Legacy	KB Khaki Brown	PT Port	
BS Brune Slate	LB Lapis Blue	P4 Puma	
BC Burnished Chestnut	LU Larkspur	UY Putty	
UE Burnished Ember	LJ Light Beige	R1 Radium Evolve	
EM Café Crème	LR Limber Maple	RV River Cherry	
C6 Caldera Beige	LT Lithium Evolve	RU Rustic Slate	
ZN Canyon Zephyr	LZ Loden Zephyr	L3 Sable Soapstone	
GV Carbon Evolve	LO Lodestone	ST Saffron Tigris	
EJ Carbon Mesh	ZD Madagascar *	D1 Sand	
OQ Castle Oak	OM Manitoba Maple	L4 Sanibel Maple	
LD Cloud	UH Maroochy Brush	SV Savoy Cherry	
CN Cloud Nebula	DD Mission Adobe	DW Shadow	
ZL Cloud Zephyr	DL Mission Glaze	ZA Shadow Zephyr	
LQ Colombian Walnut *	DJ Mission Sage	M3 Shale Moonstone	
VR Copper Evolve	DN Mission Sand	EE Sheer Mesh	
EX Copper Mesh	DQ Mission Shadow	M4 Sierra Marble	
KR Coral Roca	XK Mission Smoke	S3 Silicon Evolve	
ZQ Crisp Zephyr	IX Mission Stone	SG Slate	
CT Curry Tigris	DU Mission Stucco	S0 Solar Oak	
DR Dakota Ridge	EZ Misted Zephyr	ZI Spiced Zephyr	
DZ Desert Zephyr	MW Montana Walnut	EK Steel Mesh	
DH Designer White	OH Monterey Haze	JO Stratos	
DG Dove Grey	MR Monterey Storm	DT Studio Teak *	
EO English Oak	MJ Monterey Sun	XE Sunstone	
ET Evening Tigris	MM Monticello Maple *	TH Tan Echo	
FQ Fashion Grey	OZ Morro Zephyr	TQ Tan Soapstone	
FH Featherstone	YD Mystique Dawn	QL Tawny Legacy	
QF Figured Mahogany	YU Mystique Dusk	KE Terra Roca	
LN Flame Soapstone	MQ Mystique Marine	TV Titanium Evolve	
F1 Fleece	YA Mystique Marsh	KU Tumbled Roca	
FP Fonthill Pear	YL Mystique Moonlight	TE Tungsten Evolve	
F2 Fresco	YO Mystique Mount	TW Tuscan Walnut	
FJ Frosty White **	YI Mystique Night	IZ Twilight Zephyr	
FM Fusion Maple	AO Natural Almond	VX Verdi Oxide	
VH Galvan	NL Natural Legacy	KV Villa Roca	

* Also available in Smartgrain finishes

** Case and edge colors match, but are called White Linen (WL)

NOTES

For Customer Service Inquiries, please contact:

800.426.1202

360.394.1322 *fax*

www.watsondesking.com