

BETA


Ergonomic Seating Solutions



SITMATIC®



Seat height



Backrest angle



Backrest height



Seat angle




Seat depth



Armrest height



Armrest width



Armrest angle



For use at computers, a correct ergonomic posture is achieved quickly and easily with Beta's extraordinary range of adjustments and options.

Beta, versatility and value in professional quality ergonomic seating.



The larger scale Super Beta with SynchroExec control serves well as a management chair.



Beta seating conforms to your continual changes in posture.



PostureBack™ control

The PostureBack control features a free floating, tension adjustable, rocking backrest that can be locked into eight different positions. The "anti-slap" function does not allow the backrest to be inadvertently released.




SingleTouch™ control

The SingleTouch control provides independent adjustment of seat and backrest angles in one convenient lever. SingleTouch is a good choice for dedicated task work.



SynchroExec™ control

The SynchroExec chair will rock in a synchronized free-float mode. The chair is lockable in any position and tension is adjustable for user weight. The backrest angle adjusts independently and features "anti-slap".



Easy ratchet back

No handwheels to twist! This ratchet back is one of the simplest and ergonomically friendly ways to adjust lumbar height. Click it into eleven positions over a generous 4" range.



AntiScuff™ base

Your chair looks good for years with the AntiScuff nubs protecting the chair base. The nubs also provide excellent traction when the base is used as a foot perch.




Strong steel core base

Our safe steel bases are shatter-proof and will withstand decades of use and abuse.



Ergonomically shaped seat

Cradle yourself with scientifically developed seat contours. Ensure unrestricted circulation with waterfall front.



Air lumbar bolster

For the ultimate in ergonomic comfort, this optional, adjustable, lumbar bolster can be inflated or deflated to support your lower back profile. The pressure bulb and release valve are discretely integrated into the backrest.



Guest Seating

062 BB
Beta guest



Task Seating

061 PB
Beta mid back with PostureBack control



061 ST +1A
Beta mid back with SingleTouch control and height and width adjustable arms



Task Seating

063 ST XL +1A
Beta high back with SingleTouch control, extended lumbar support and height and width adjustable arms



Management Seating

063 SX ES SS XL +1A
Beta high back with SynchroExec control, extended width seat, sliding seat depth adjustment, extended lumbar support and height & width adjustable arms



073 SX +1A
Super Beta with SynchroExec control and adjustable height and width arms




Executive Seating

073 SX HR UB +1A UA
Super Beta, SynchroExec control, headrest, upholstered backrest shell, height width and angle adjustable arms, upholstered arm caps



High Task Seating

065 ST
Beta medium stool with SingleTouch control



066 PB
Beta art stool with PostureBack control

Basic Chair Models

Includes black frame and standard casters



060 Beta low back



061 Beta mid back



062 BB Beta guest



063 Beta high back



073 Super Beta



064 Beta tall stool
Includes footring



065 Beta medium stool
Includes footring



066 Beta art stool
Includes footbar

Special Function Options

Select a control and as many options as required.



PostureBack control, rocking back; Add suffix PB



QuickBack adds visible lever; Add suffix QB



SingleTouch control, seat & back angle; Add suffix ST



Upholstered backrest shell, (not available in vinyl or leather); Add suffix UB




SynchroExec control, adds rocking motion, seat & back angle; Add suffix SX



Molded seat foam for maximum comfort and durability; Add suffix MS




Sliding seat, extends 2-5/8" for users with long legs; Add suffix SS



Footring for models 060, 061, 063, 073; Add suffix FR



Extended seat width, extra 1-1/2"; Add suffix ES (standard on 073)




Aluminum base; Add suffix AB
Chrome base; Add suffix CB



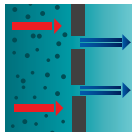
Extended seat height, extra 2" range to 060, 061, 063 or 073; Add suffix XC




Electro Static Dissipative; Add suffix AN



Extended lumbar; Add suffix XL (standard on 073) Air lumbar; Add suffix AL



Cleanroom Class 10; Add suffix CR



Adjustable head rest, Model 073 only; Add suffix HR



California Fire Code, Technical Bulletin 133; Add suffix CF

Caster Options




Braking safety caster, locks when unoccupied; Add suffix BC



Parquet floor caster, soft tread for wood or vinyl flooring; Add suffix PC



Braking parquet safety caster; Add suffix BP



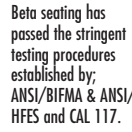
Glides; Add suffix GL



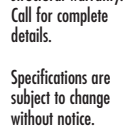
60mm casters, for enhanced mobility; Add suffix 6C



Zinc casters, 400-lb. users or rough floors; Add suffix ZC



Beta seating has passed the stringent testing procedures established by ANSI/BIFMA & ANSI/HFES and CAL 117.



Sitmatic seating is covered by our comprehensive lifetime structural warranty. Call for complete details.

Specifications are subject to change without notice.

Armrest Options



Hoop armrests; Add suffix +1



Reversible cantilever armrests; Add suffix +5



Fixed height, adjustable width "T" armrests; Add suffix +1T



Adjustable height & width "T" armrests; Add suffix +1A



Adjustable height, width & angle "T" armrests; Add suffix +2A



Adjustable height, width & angle armrests with wide Data caps; Add suffix +2D



Upholstered armrest caps; Add suffix UA



How to specify:


Start with the model number of the basic chair in the first column, (includes black frame and standard casters). Order a control and desired options by adding the suffix codes to the model number. To complete the order, specify your choice of fabric from over 180 standard Sitmatic fabrics or specify your own material, (COM). The chair shown below is just one example of the hundreds of possibilities.



Example of how to specify:
063 ST XL +1A

063-Beta tall back
ST- SingleTouch control
XL- Extended lumbar support
+1A-Adjustable height, & width armrests

Popular fabric choices



2182 Amethyst 2124 Sapphire 2216 Charcoal

For further information on our entire range of task, management, guest and public seating, please call our toll free number.

Sitmatic
9545 Brasher Street
Pico Rivera
California, 90660
Tel. 800.288.1492
562.699.1002
Fax 562.699.0998
E-Mail Info@Sitmatic.com
Website www.sitmatic.com