



Steelcase offers storage solutions that complement and support the ways people work. Our extensive research has shown that people desire more control over storing, staging, sharing and organizing information. We have used this understanding as the foundation for developing a comprehensive offering of solutions.





Universal Open Side Tower, Universal Fixed Pedestal, Universal 2-High Lateral File, Universal L-Shelf, Pathways Technology Wall and Ports, Universal Worksurfaces and Leap chair.



What do users intuitively want and need to work more effectively?

Considerations for planning storage

Our research shows that many factors should be taken into account when successfully planning storage. Work styles, capacity needs, floor space, aesthetics and many more considerations need to be carefully thought out to create a successful storage solution.

Personal work styles

People work in different ways that require a variety of storage solutions. Some, visual pilers, prefer to have items out in the open to remind them of what they need to do and where to find things. Others, clean desk filers, need a more organized, sparse approach before focusing. Steelcase storage solutions can accommodate personal preferences with the same portfolio of product offerings.

Information zones

People organize their work in stages or zones. We call these zones Triple A: active, anticipated and archived. Active work is what you are currently focusing on. Anticipated work is reference material for active work or what you plan to work on soon. Archived work is either stored past projects or reference information, usually archived out of sight. Work is moved continuously from one zone to the next, as projects progress and focus changes. Steelcase storage solutions support these zones and all of the ways people manage information.













More than a hiding place

Storage can do more than keep documents and files out of sight. The right storage solution can facilitate the efficient organization, retrieval, display and distribution of information.

Store more

The drive to reduce floor space requires better, increased use of vertical space. Steelcase storage maximizes vertical space comfortably and effectively.

FILE PEDESTALS

<p>12 Universal Fixed Pedestal</p> 	<p>12 Universal Mobile Pedestal</p> 	<p>23 Answer® Pedestal</p> 	<p>23 Avenir® Pedestal</p> 
<p>23 Context® Pedestal</p> 	<p>23 Montage® Pedestal</p> 	<p>23 Series 9000® Pedestal</p> 	<p>24 Unison™ Single Pedestal</p> 
<p>24 Unison™ Double Pedestal</p> 	<p>24 Unison™ Mobile Pedestal</p> 	<p>25 Unison™ Tall Pedestal</p> 	<p>27 Elective Elements® Pedestal</p> 
<p>27 Elective Elements® Wide Pedestal</p> 	<p>28 Elective Elements® Mobile Pedestal</p> 	<p>30 Relevant® Low-Boy Pedestal</p> 	<p>30 Relevant® Mid-Boy Pedestal</p> 
<p>34 Turnstone® Value Pedestal</p> 	<p>34 Turnstone® Under-Worksurface Pedestal</p> 	<p>35 Turnstone® Mobile Pedestal</p> 	<p>36 Turnstone® Smoke™ Mobile Pedestal</p> 
<p>36 Turnstone® Smoke Mobile File</p> 	<p>40 Metro® Detour™ Moped</p> 	<p>44 Vecta® Werdll™ Pedestal</p> 	

LATERAL FILES

13 Universal 2-High Lateral File



13 Universal Stacked Lateral File



13 Universal Stacked and Rotated Lateral File



20 900 Series Lateral File



21 800 Series Lateral File



22 200 Series Lateral File



23 Answer® Lateral File




23 Context® Lateral File



25 Unison™ Lateral File



28 Elective Elements® Lateral File



31 Relevant® Lateral File



35 Turnstone® Under-Worksurface Lateral File



36 Turnstone® 2100 Series Lateral File



TOWERS

14 Universal Open Side Tower



14 Universal Full Front Tower



14 Universal Workstation Vertical



15 Universal Vertical Drawer Tower



26 Unison™ Tower



35 Turnstone® Tower Too



VERTICAL FILES

21 900 Series Vertical File



21 800 Series Vertical File





22 1700 Series Vertical File



CABINETS





















<p>15 Universal Locker</p> 	<p>16 Universal Combination Cabinet</p> 	<p>16 Universal Storage Cabinet</p> 	<p>16 Universal Wardrobe Cabinet</p> 
<p>17 Universal Bookcase</p> 	<p>17 Universal Overfile Stack</p> 	<p>17 Universal Drawer Stack</p> 	<p>20 900 Series Overfile Cabinet</p> 
<p>21 800 Series Combination Cabinet</p> 	<p>22 730 Series Storage Cabinet</p> 	<p>26 Unison™ Vertical Cabinet</p> 	<p>28 Elective Elements® Vertical Cabinet</p> 
<p>29 Elective Elements® Bookcase</p> 	<p>32 Relevant® Wardrobe</p> 	<p>32 Relevant® Tall-Boy Cabinet</p> 	<p>33 Relevant® Vertical Cabinet</p> 
<p>33 Relevant® Bookcase</p> 	<p>41 Metro® Detour™ Station</p> 	<p>42 Metro® Teamwork® m/o Project Wall</p> 	<p>43 Vecta® Werndl™ Tokyo</p> 

<p>45 Vecta® Wilkhahn® Conrack</p> 	<p>45 Vecta® Exponents™</p> 
--	---

CARTS

<p>28 Elective Elements® Mobile Cart</p> 
<p>31 Relevant® Hatchback</p> 
<p>31 Relevant® Media Cart</p> 
<p>41 Metro® TeamWork® Universal Cart</p> 
<p>44 Vecta® Werndl™ Moby</p> 
<p>45 Vecta® Werndl™ Communicator</p> 

BINS AND SHELVES

<p>18 Universal Curved Front Bin</p> 	<p>18 Universal Overhead Bin</p> 	<p>18 Universal L-Shelf</p> 	<p>18 Universal Full-Height Shelf</p> 
<p>23 Answer® Overhead Bin</p> 	<p>23 Answer® Shelf</p> 	<p>23 Avenir® Overhead Bin</p> 	<p>23 Avenir® Shelf</p> 
<p>23 Context® Overhead Bin</p> 	<p>23 Context® Shelf</p> 	<p>23 Series 9000® Overhead Bin</p> 	<p>23 Series 9000® Shelf</p> 
<p>26 Unison™ Super Shelf</p> 	<p>29 Elective Elements® Organizer Shelf</p> 	<p>29 Elective Elements® Overhead Shelf</p> 	<p>29 Elective Elements® Overhead Cabinet</p> 
<p>33 Relevant® Overhead Storage</p> 	<p>33 Relevant® Amenity Shelf</p> 	<p>33 Relevant® Open Hutch</p> 	<p>44 Vecta® Werndl™ Freewall</p> 

STEELCASE

- Universal Storage
- Group Storage
- System Specific Storage
- Unison™
- Elective Elements®
- Relevant®

TURNSTONE

- Turnstone®

STEELCASE DESIGN PARTNERSHIP







- Metro®
- Vecta®

For more information regarding any of the storage products in this book, contact your authorized Steelcase dealer.




To simplify your search, the storage in this book has been divided into nine portfolios.

STEELCASE

-  **10-19 Universal Storage**
Comprehensive and versatile.
-  **20-22 Group Storage**
Variety of looks and styles.
-  **23 System Specific Storage**
Integrates with panel-based systems.
-  **24-26 Unison™**
Clean, simple, refined.
-  **27-29 Elective Elements®**
Choice, quality, elegance and beauty.
-  **30-33 Relevant®**
Unique, contemporary aesthetic and personality.


TURNSTONE

-  **34-37 Turnstone®**
Affordably priced, simply designed.

STEELCASE DESIGN PARTNERSHIP

-  **40-42 Metro®**
A legacy of well-crafted design.
-  **43-45 Vecta®**
Innovative and stylish.

Manage your information better with our most comprehensive and versatile storage system. Universal Storage is designed to seamlessly integrate and simplify the process of choosing compatible storage products, without compromising choice. Select from a virtually endless family of sizes, interiors and aesthetic options. And it's all changeable, so your storage can evolve with you.





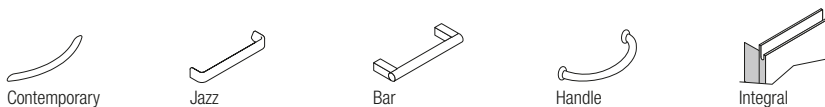
Versatility in planning and application:

- Designed to integrate with all Steelcase system solutions. Using different base heights, products will align with Pathways Technology Wall, Answer, Kick, Montage, Series 9000 and Avenir.
- A wide variety of case heights, widths and depths enhance planning flexibility and support efficient use of space.
- Stackable case construction allows some components to be rotated 180°. Add on to original units to increase storage capacity or reconfigure. Rotate unit to allow for two-sided access in a smaller footprint.
- Removable tops and bases provide the ability for many overall cabinet heights. Enhance the aesthetics through the use of wood, laminate or a glass insert skylight top.

Visual choice and alignment:

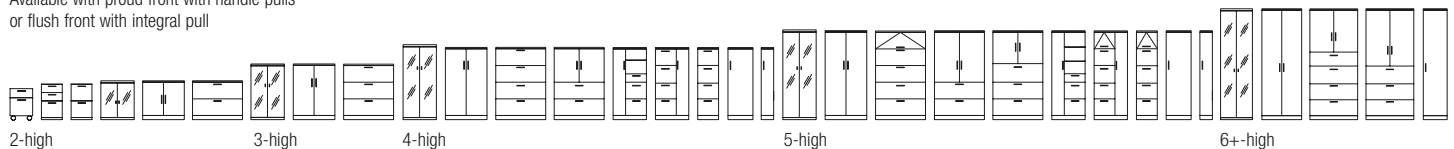
- Three front styles available on all product types. Fronts are interchangeable on all cases.
- Proud fronts (both steel and wood) offer four handle pull styles in four finishes. Handle pulls are common, industry standard dimension for ease of change.
- Flush fronts feature an integral pull that is the same as the current Steelcase Series 9000 or 900 Series pull style, for a clean looking visual that blends with many environments.
- All product types align dimensionally across tops, bases and fronts, providing a clean, consistent visual and simplifying application and product churn.

Pull styles:



Statement of Line:

Available with proud front with handle pulls or flush front with integral pull





Features:

- H: 25½", 27"
W: 15"
D: 18", 24", 30"
- Three front styles: flush steel, proud steel and proud wood
- Drawer fronts are removable and interchangeable
- Includes lock
- Optional individual drawer locks (on file/file configuration only)
- Optional conversion kit to freestanding (includes thin steel top and counterweight)
- Five pull styles: integral (flush only), contemporary, jazz, bar and handle (proud only)

Statement of Line:



Flush steel front



Proud steel or wood front



Features:

- H: 21", 27"
W: 15"
D: 18", 24"
- Three front styles: flush steel, proud steel and proud wood
- Drawer fronts are removable and interchangeable
- Five pull styles: integral (flush only), contemporary, jazz, bar and handle (proud only)
- Optional tops include 1" steel, laminate, wood and cushion with or without handle (cushion on 21"H pedestal only)
- Includes lock
- Individual drawer locks optional (on file/file configuration only)

Statement of Line:



Flush steel front



Proud steel or wood front





Features:

- H: 27"
W: 30", 36"
D: 18"
- Three front styles: flush steel, proud steel and proud wood
- Optional tops include wood, laminate, cable routing, security or no top
- Drawer fronts are removable and interchangeable
- Five pull styles: integral (flush only), contemporary, jazz, bar and handle (proud only)
- Optional bases include 3"H cable routing, 1½"H, 2"H, 2½"H and 4¼"H
- Includes lock
- Optional individual drawer locks



Statement of Line:

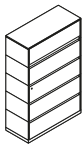


Flush steel front



Proud steel or wood front

Statement of Line:



Flush steel front



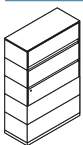
Proud steel or wood front

Features:

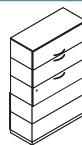
- H: 28", 40", 52", 65½"
W: 30", 36", 42"
D: 18", 24"
- Three front styles: flush steel, proud steel and proud wood
- Five pull styles: integral (flush only), contemporary, jazz, bar and handle (proud only)
- Optional tops include wood, laminate, security or no top
- Optional bases include 3"H cable routing, 1½"H, 2"H, 2½"H and 4¼"H
- Drawer fronts are removable and interchangeable
- Lift-up door with fixed shelf in top opening of 65½"H supports binder storage
- Includes lock
- Optional individual drawer locks



Statement of Line:



Flush steel front



Proud steel or wood front

Features:

- H: 40", 52", 65½"
W: 30", 36", 42"
D: 18", 24"
- Three front styles: flush steel, proud steel and proud wood
- Five pull styles: integral (flush only), contemporary, jazz, bar and handle (proud only)
- Optional tops include wood, laminate or no top
- Optional bases include 3"H cable routing, 1½"H, 2"H, 2½"H and 4¼"H
- Drawer fronts are removable and interchangeable
- Lift-up door with fixed shelf in top opening of 65½"H supports binder storage
- Includes two locks, one facing each direction
- Optional individual drawer locks

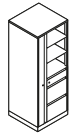




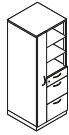
Features:

- H: 52", 65½"
W: 24"
D: 24", 30"
- Three front styles: flush steel, proud steel and proud wood
- Five pull styles: integral (flush only), contemporary, jazz, bar and handle (proud only)
- Drawer fronts are removable and interchangeable
- Shelves adjust in 2½" increments
- Optional glass shelves
- Optional tops include wood, laminate and glass skylight
- Optional bases include 3"H cable routing or 1½"H
- Includes two locks: one secures locker door, one secures all drawers

Statement of Line:



Flush steel front



Proud steel or wood front



Features:

- H: 52", 65½", 83½"
W: 18", 24"
D: 18", 24"
- Three front styles: flush steel, proud steel and proud wood
- Five pull styles: integral (flush only), contemporary, jazz, bar and handle (proud only)
- Wide variety of interior configurations available with combinations of adjustable shelves, rollout shelves and file frames
- Available with or without a coat space

Statement of Line:

- Optional tops include wood, laminate, cable routing and glass skylight
- Optional bases include 3"H cable routing or 1½"H
- Includes one lock to secure door



Flush steel front



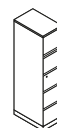
Proud steel or wood front




Features:

- H: 52", 65½"
W: 15"
D: 24", 30"
- Three front styles: flush steel, proud steel and proud wood
- Five pull styles: integral (flush only), contemporary, jazz, bar and handle (proud only)
- Optional tops include wood or laminate
- Optional bases include 3"H cable routing or 1½"H
- Drawer fronts are removable and interchangeable
- Lift-up door with fixed shelf in top opening of 65½"H supports binder storage
- Includes one lock
- Optional individual drawer locks (12"H drawers only)

Statement of Line:



Flush steel front



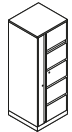
Proud steel or wood front



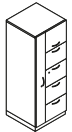
Features:

- H: 52", 65½"
W: 24"
D: 24", 30"
- Three front styles: flush steel, proud steel and proud wood
- Five pull styles: integral (flush only), contemporary, jazz, bar and handle (proud only)
- Removable and interchangeable drawer fronts
- Optional tops include wood or laminate
- Optional bases include 3"H cable routing or 1½"H
- Lift-up door with fixed shelf in top opening of 65½"H supports binder storage
- Includes two locks: one secures locker door, one secures all drawers and lift-up door

Statement of Line:



Flush steel front



Proud steel or wood front

Statement of Line:



Flush steel front



Proud steel or wood front

Features:

- H: 52", 65½"
W: 9"
D: 24", 30"
- Three front styles: flush steel, proud steel and proud wood
- Five pull styles: integral (flush only), contemporary, jazz, bar and handle (proud only)
- Optional tops include wood or laminate
- Optional bases include 3"H cable routing or 1½"H
- Coat rod interior

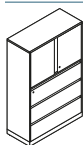




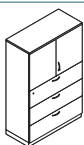
Features:

- H: 52", 65½", 83½"
W: 30", 36", 42"
D: 18", 24"
- Three front styles: flush steel, proud steel and proud wood
- Five pull styles: integral (flush only), contemporary, jazz, bar and handle (proud only)
- Available with single case or stacked construction
- Optional tops include wood, laminate, cable routing or no top
- Optional bases include 3"H cable routing, 1½"H, 2"H, 2½"H and 4¼"H
- Wide variety of interior configurations including adjustable shelves, rollout shelves and drawers
- Available with optional glass hinged doors or no doors
- Drawer fronts are removable and interchangeable
- Includes two locks: one secures doors, one secures all drawers
- Optional individual drawers locks

Statement of Line:



Flush steel front



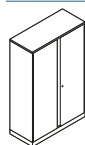
Proud steel or wood front



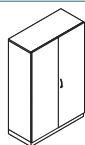
Features:

- H: 28", 40", 52", 65½", 83½"
W: 30", 36", 42"
D: 18", 24"
- Three front styles: flush steel, proud steel and proud wood
- Five pull styles: integral (flush only), contemporary, jazz, bar and handle (proud only)
- Includes lock
- Optional tops include wood, laminate, cable routing, security or no top
- Optional bases include 3"H cable routing, 1½"H, 2"H, 2½"H and 4¼"H
- Wide variety of interior configurations available, including adjustable shelves, rollout shelves and file frames

Statement of Line:



Flush steel front



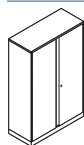
Proud steel or wood front



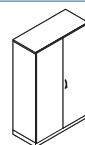
Features:

- H: 52", 65½", 83½"
W: 30", 36", 42"
D: 18", 24"
- Three front styles: flush steel, proud steel and proud wood
- Five pull styles: integral (flush only), contemporary, jazz, bar and handle (proud only)
- Optional tops include wood, laminate, cable routing or no top
- Optional bases include 3"H cable routing, 1½"H, 2"H, 2½"H and 4¼"H
- Wide variety of interior configurations available including coat rod interior or combination interior with coat hook and adjustable shelves

Statement of Line:



Flush steel front



Proud steel or wood front

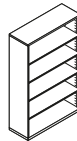


Features:

- H: 28", 40", 53½", 65½", 82"
W: 24", 30", 36", 42"
D: 15"
- Optional tops include wood, laminate, cable routing, security or no top
- Optional bases include 3"H cable routing or 3"H
- Optimized for binder storage on all shelves
- Shelves adjust in ¼" increments
- Optional sloped display shelves available
- Optional hinged glass doors available



Statement of Line:



Adjustable shelves



Display shelves

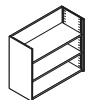
Statement of Line:



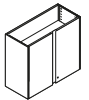
Flush steel front with lift-up door



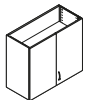
Proud steel or wood front with lift-up door



No door



Flush steel front hinged doors



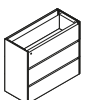
Proud steel or wood front hinged doors

Features:

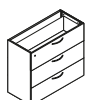
- H: 13½", 18", 24", 25½", 31½", 36", 37½", 43½"
W: 30", 36", 42"
D: 18", 24"
- Three front styles: flush steel, proud steel and proud wood
- Five pull styles: integral (flush only), contemporary, jazz, bar and handle (proud only)
- Stacks include no top or base and are attached to a base unit that has a top and base
- Available with lift-up door (13½"H only), hinged doors, glass hinged doors or no doors
- Variety of interiors available including fixed, adjustable and rollout shelves
- Hinged doors include lock



Statement of Line:



Flush steel front



Proud steel or wood front

Features:

- H: 12", 24", 36", 48"
W: 30", 36", 42"
D: 18", 24"
- Three front styles: flush steel, proud steel and proud wood
- Five pull styles: integral (flush only), contemporary, jazz, bar and handle (proud only)
- Stacks include no top or base and are attached to a base unit that has a top and base
- Includes 12" drawers
- Available with no lock, single lock or individual drawer locks

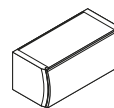





Features:

- H: 15"
W: 30", 36", 42", 45", 48"
D: 16½"
- Door available painted or wood veneer
- Back of bin is closed
- Curved front door with easy open/easy close mechanism
- Basic bracket provides 12" of off-module slide
- Unlimited off-module connection on Pathways Technology Wall or enhanced off-module Montage panels
- Upmount brackets available in two designs for use on Answer, Kick or Pathways Technology Wall panels
- Available with optional stationary shelf or display shelf
- Includes lock

Statement of Line:



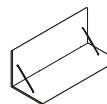
15"H



Features:

- H: 15"
W: 30", 36", 42", 45", 48"
D: 14¼"
- Back of shelf is finished
- Basic bracket provides 12" of off-module slide
- Available with optional stationary shelf or display shelf
- Unlimited off-module connection on Pathways Technology Wall or enhanced off-module Montage panels
- Upmount brackets available in two designs for use on Answer, Kick or Pathways Technology Wall panels

Statement of Line:



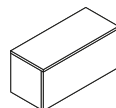
15"H



Features:

- H: 17½"
W: 24", 30", 36", 42", 48", 60", 72"
D: 15½"
- Door available painted or wood veneer
- Back of bin is open
- Available with or without lock
- Available with optional brackets for off-module connection on Pathways Technology Wall or enhanced off-module Montage panels

Statement of Line:



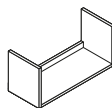
17½"H



Features:

- H: 16½"
W: 24", 30", 36", 42", 48", 60", 72"
D: 14¼"
- Back of shelf is open
- Available with optional brackets for off-module connection on Pathways Technology Wall or enhanced off-module Montage panels

Statement of Line:



16½"H



With a wide range of files, cabinets, and overheads, Steelcase can help you create the group storage solutions that support the way you like to work. Different looks and different styles, these storage products are designed to help you manage work and space.



900 Series Lateral File



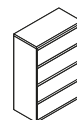
Features:

- H: 27", 28 $\frac{1}{4}$ ", 41 $\frac{1}{4}$ ", 52 $\frac{3}{8}$ ", 64 $\frac{1}{8}$ "
- W: 30", 36", 42"
- D: 18"
- Full width integral pull
- Optional tops include laminate or wood
- Available with drawers or with rollout shelves and receding doors
- Customized buildsups available with 6", 9", 12" and 15" openings
- 4H and 5H available with optional posting shelf
- Drawer fronts are removable
- Includes lock
- Optional individual drawer locks (12" drawers only)

Statement of Line:



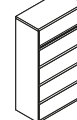
27"H



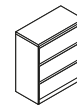
52 $\frac{3}{8}$ "H



28 $\frac{1}{4}$ "H



64 $\frac{1}{8}$ "H



41 $\frac{1}{4}$ "H

900 Series Overfile Cabinet



Features:

- H: 15 $\frac{3}{8}$ ", 28 $\frac{1}{4}$ "
- W: 30", 36", 42"
- D: 18"
- Available with or without sliding door with integral pulls
- Adjustable shelf adjusts on 1" increments
- Shelves are slotted to accept optional dividers
- Includes shelf depth modifiers to adjust shelf depth for letter- or legal-sized materials
- Optional lock

Statement of Line:



15 $\frac{3}{8}$ "H



28 $\frac{1}{4}$ "H

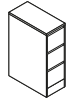




Statement of Line:



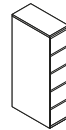
29 3/8"H



41 1/4"H



52 3/8"H



59 1/2"H

Features:

- H: 29 3/8", 41 1/4", 52 3/8", 59 1/2"
W: 14 7/8", 17 7/8"
D: 28 3/8" or 30" (2H only)
- Integral pull
- Customized buildups available with half-height and full-height drawer options
- Includes lock



Statement of Line:



27"H



28 3/4"H



41 1/4"H



52 3/8"H



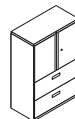
64 1/16"H

Features:

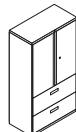
- H: 27", 28 3/4", 41 1/4", 52 3/8", 64 1/16"
W: 30", 36", 42"
D: 18"
- Chrome, painted or Avenir-style pulls
- Optional tops include laminate or wood
- Available with drawers, or with rollout shelves and receding doors
- Customized buildups available with 3", 6", 9", 12" and 15" openings
- 4H and 5H available with optional posting shelf
- Drawer fronts are removable
- Includes lock
- Optional individual drawer locks (12" drawers only)



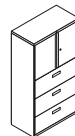
Statement of Line:



52 3/8"H



64 1/16"H



64 1/16"H

Features:

- H: 52 3/8", 64 1/16"
W: 30", 36", 42"
D: 18"
- Chrome, painted or Avenir-style pulls
- Shelves are fixed and include slots to accept optional dividers
- Drawer fronts are removable
- Includes two locks: one secures doors, one secures drawers



Statement of Line:



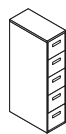
29 3/8"H



41 1/4"H



52 3/8"H




58 3/8"H

Features:

- H: 29 3/8", 41 1/4", 52 3/8", 58 3/8"
W: 14 7/8", 17 7/8"
D: 28 3/8" or 30" (2H only)
- Chrome or painted pulls
- Customized buildups available with half-height and full-height drawer options
- Includes lock
- Optional individual drawer locks (full-height drawers only)

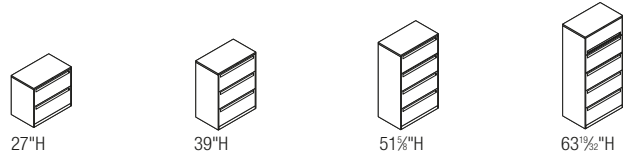




Features:

- H: 27", 39", 51 $\frac{1}{2}$ ", 63 $\frac{1}{2}$ "
W: 30", 36", 42"
D: 18"
- Integral pulls
- Drawer fronts are removable
- Includes lock

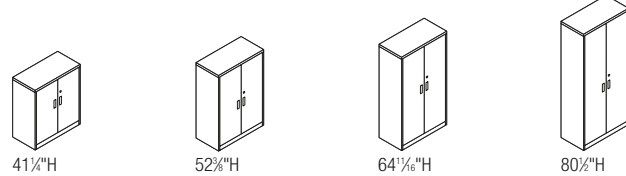
Statement of Line:



Features:

- H: 41 $\frac{1}{4}$ ", 52 $\frac{3}{8}$ ", 64 $\frac{1}{8}$ ", 80 $\frac{1}{2}$ "
W: 36"
D: 18", 24"
- Chrome, painted or Avenir-style pulls
- Available with adjustable shelves, coat rod or combination of both
- Includes lock

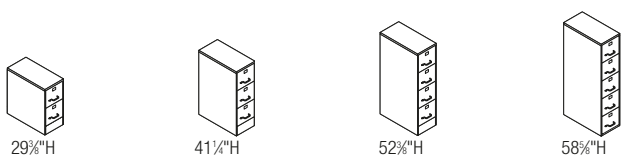
Statement of Line:



Features:

- H: 29 $\frac{3}{8}$ ", 41 $\frac{1}{4}$ ", 52 $\frac{3}{8}$ ", 58 $\frac{5}{8}$ "
W: 14 $\frac{3}{4}$ ", 17 $\frac{1}{8}$ "
D: 30" (2H only) or 28 $\frac{3}{8}$ "
- Curvilinear-style handle pull
- Optional half-height drawers
- Optional lock
- Optional individual drawer locks (full-height or half-height drawers)

Statement of Line:



Universal Storage is designed to integrate seamlessly with all Steelcase panel-based systems. Also available is a variety of pedestals, 2-high laterals and overhead storage components that are dimensionally compatible with specific panel solutions.

Pedestal



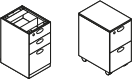
2-High Lateral



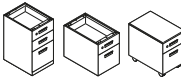
Overhead



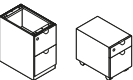
Answer



Avenir



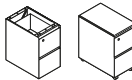
Context



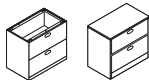
Montage



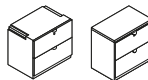
Series 9000



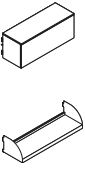
Answer



Context



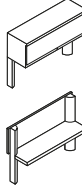
Answer



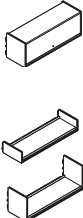
Avenir



Context



Series 9000



Unison features an ultra clean and simple, yet refined, aesthetic. It delivers a crisp, light-scale design to any space while providing aesthetic and price point options with multiple material choices. Unison storage blends with Pathways Technology Wall, Answer, Montage or Kick for planning ease.



Unison Pull Styles



Deco



Contemporary



Jazz

Unison Single/Double Pedestal



Features:

- H: 24 $\frac{3}{4}$ "
W: 16" (single), 30" (double)
D: 21 $\frac{1}{4}$ ", 27 $\frac{1}{4}$ "
- Proud front style in powder-coated wood or wood
- Includes lock
- Three pull styles: deco, contemporary and jazz
- Open units with adjustable height shelf
- Single-wide pedestal seat cushions available
- Power boxes can attach inside the open units
- Wood file drawer interiors with metal bottoms and wood box drawers

Statement of Line:



Single-wide box/box/file



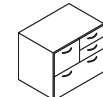
Single-wide file/file



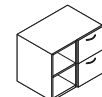
Single-wide with two open shelves



Double-wide box/box/file



Double-wide with box/box/file left and lateral file



Double-wide file/file

Unison Mobile Pedestal



Features:

- H: 24 $\frac{3}{4}$ " (b/b/f), 20" (b/f)
W: 16" (single)
D: 21 $\frac{1}{4}$ ", 27 $\frac{1}{4}$ "
- Proud front style in powder-coated wood or wood
- Includes lock
- Three pull styles: deco, contemporary and jazz
- Single-wide pedestal seat cushions available
- Wood file drawer interiors with metal bottoms and wood box drawers

Statement of Line:



20"H box/file



24"H box/box/file



24"H file/file

Statement of Line:



File/file/file



Box/box/file/file

Features:

- H: 37", 21¼", 27¼"
W: 16" (single)
D: 21¼", 27¼"
- Stationary and mobile
- Proud front style in powder-coated wood or wood
- Includes lock
- Three pull styles: deco, contemporary and jazz
- Wood file drawer interiors with metal bottoms and wood box drawers



Statement of Line:



File/file/file



Box/box/file/file



Open shelves with file/file



Open shelves



Open shelves and wood door



Open shelves with translucent glass door

Features:

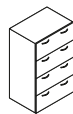
- Tall pedestals for use with Hedgerow tops – freestanding, stationary and mobile – f/f/f, b/b/f/f, o/f/f, o/o/o, or with wood or glass doors
- H: 37" (freestanding)
W: 16" (single)
D: 21¼"
- Stationary and mobile
- Proud front style in powder-coated wood or wood, glass door option
- Includes lock except on glass door
- Three pull styles: deco, contemporary and jazz
- Wood file drawer interiors with metal bottoms and wood box drawers
- Power boxes available on open units
- Hedgerow tops available



Statement of Line:



2-high



4-high

Features:

- H: 24¾" (2-high), 48¾" (4-high)
W: 30", 36"
D: 21¼", 24"
- Proud front style in powder-coated wood or wood
- Includes lock except on glass door
- Three pull styles: deco, contemporary and jazz
- Wood file drawer interiors with metal bottoms

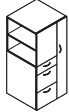





Features:

- H: 53", 60"
W: 24"
D: 24", 30"
- Proud front style in powder coated wood or wood
- Includes lock
- Three pull styles: deco, contemporary and jazz
- Wood drawer interiors, wood file drawers with metal bottoms
- Adjustable height shelf
- Hinge right or left
- Cable routing in open shelf
- Power boxes available on open units

Statement of Line:



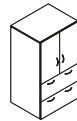
Adjustable shelf, box/file/file drawers and door



Features:

- H: 53", 60"
W: 30"
D: 24"
- Proud front style in powder coated wood or wood
- Includes lock
- Three pull styles: deco, contemporary and jazz
- Wood drawer interiors with metal bottoms
- Adjustable height shelf

Statement of Line:



Double doors with adjustable bookshelf and file/file drawers



Features:

- Open
H: 7½"
W: 36", 48", 60"
D: 15"
- Paper Management
H: 7½"
W: 36", 48", 60"
D: 15"
- Workstation
H: 7½"
W: 36", 48", 60"
D: 15"
- Attachment to structural and T-walls, 60"W not available to attach to T-wall
- Three pull styles: deco, contemporary and jazz
- Shelves painted steel or green tinted acrylic glass
- Includes lock in workstation version
- Cable routing in paper management and workstation versions
- Power boxes available with workstation version

Statement of Line:



Open



Paper Management Shelves




Workstation and Paper Management Shelves

Elective Elements storage offers choice, quality, elegance and beauty. These storage products can be used with a variety of panels including Series 9000, Elective Elements and Montage. A wide range of surface materials – fine wood veneers, laminates and combinations of both – are available to create distinctive, affordable design statements.



Elective Elements Pull Styles



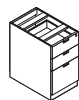
Elective Elements Pedestal



Statement of Line:



File/file



Box/box/file

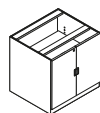
Features:

- H: 27"
W: 15", 18"
D: 19", 24", 29"
(wood or laminate),
20", 25", 30" (metal)
- Three front styles:
proud wood, proud
laminate and metal
- Central locking
included with
optional face lock
- Wood drawer
interiors except
metal pedestals
- Seven pull styles:
flush (flush front
only), contemporary,
lip, crescent,
traditional, bow,
rail (proud front only)
and integral (metal
pedestal only)

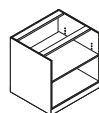


Elective Elements Wide Pedestal

Statement of Line:



With doors



Open

Features:

- H: 27"
W: 27½"
D: 19"
- Proud wood and
proud laminate
front styles
- Central locking
included with
optional face lock
- Wood drawer
interiors
- Adjustable height
shelf in open unit
- Seven pull styles:
flush (flush front
only), contemporary,
lip, crescent,
traditional, bow,
rail (proud front
only) and integral
(metal pedestal only)

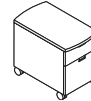




Features:

- Mobile
H: 22"
W: 15½"
D: 19"
- Versatile Mobile
H: 22¾"
W: 21"
D: 21"
- Smart Mobile
H: 26"
W: 31¾"
D: 31¾"
- Proud wood and proud laminate (mobile pedestal only) front styles
- Includes lock
- Wood drawer interiors
- Upholstered seat optional for mobile pedestal
- Seven pull styles: flush (flush front only), contemporary, lip, crescent, traditional, bow, rail (proud front only) and integral (metal pedestal only)

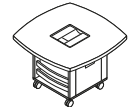
Statement of Line:



Mobile



Versatile mobile



Smart mobile




Features:

- H: 41¼"
W: 32"
D: 24"
- Proud wood front style
- Five edge profiles for the top: square, bullnose, double bullnose, notched or waterfall
- Wood drawer interiors
- Four shelves, two display shelves, one lateral file drawer
- Seven pull styles: flush (flush front only), contemporary, lip, crescent, traditional, bow, rail (proud front only) and integral (metal pedestal only)

Statement of Line:



Mobile Cart



Features:

- Under-worksurface
H: 27"
W: 30"
D: 19"
- Freestanding
H: 28½", 50½"
W: 30"
D: 25"
- Proud wood and proud laminate front styles
- Includes central locking
- Wood drawer interiors
- Square edge profile on freestanding units and 2-high
- Four optional edge profiles for 2-high unit: radius, double bullnose, notched or waterfall
- Seven pull styles: flush (flush front only), contemporary, lip, crescent, traditional, bow, rail (proud front only) and integral (metal pedestal only)

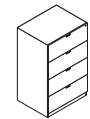
Statement of Line:




Under-worksurface



Freestanding 28½"H



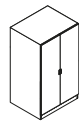
Freestanding 50½"H



Features:

- H: 50½", 68"
W: 30"
D: 25"
- Proud wood and proud laminate front styles
- Includes lock
- Wood drawer interiors
- Wardrobe includes coat rods
- Seven pull styles: flush (flush front only), contemporary, lip, crescent, traditional, bow, rail (proud front only) and integral (metal pedestal only)

Statement of Line:



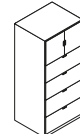
50½"H



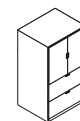
68"H



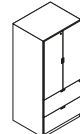
50½"H



68"H



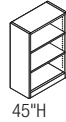
50½"H



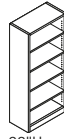
68"H



Statement of Line:



45"H



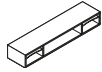
68"H

Features:

- H: 45", 68"
W: 30"
D: 15"
- Fixed and adjustable shelves
- 45" high unit can sit on top of credenzas



Statement of Line:



Organizer Shelf

Features:

- H: 9"
W: 30", 35", 36", 42", 45", 60", 75", 90"
D: 11½", 15"
- Attaches to Elective Elements, Montage panels and architectural walls with horizontal wall track
- Accommodates companion organizers



Statement of Line:



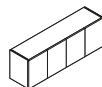
Overhead Shelf

Features:

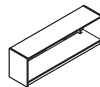
- H: 9¾"
W: 30", 35", 36", 42", 45", 60"
D: 14¼", 15¾"
- Attaches to Elective Elements, Series 9000, Montage panels and architectural walls with horizontal wall track
- Standard with 2 grommets



Statement of Line:



With doors



Open

Features:

- H: 19½"
W: 30", 35", 36", 42", 45", 60"
D: 15", 16½" (with doors), 15¼" (open)
- Proud wood and proud laminate front styles
- Includes lock
- Attaches to Elective Elements, Series 9000, Montage panels and architectural walls with horizontal wall track
- 125° hinged doors



Relevant storage features a unique, contemporary aesthetic and personality. A compact, integrated family of components helps you create work environments that enhance user control. Relevant storage features all wood, laminate or combination construction, dovetail drawer joinery and well-defined power and cabling routing.



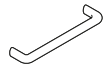
Relevant Pull Styles



Diner



Contemporary



Loft



Knob



Knob and Dish

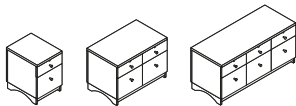
Relevant Low-/Mid-Boy Pedestal



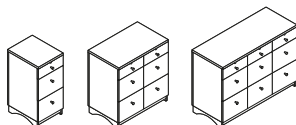
Features:

- H: 23" (under worksurface), 35½" (mid-boy)
W: 16" (single wide), 32" (double wide), 48" (three wide)
D: 20", 26"
- Proud wood and proud laminate front styles
- Five pull styles: diner, contemporary, loft, knob and knob and dish
- Includes lock
- Wood drawer interiors
- Wood or laminate bodies, wood tops and fronts
- Built-in cable routing

Statement of Line:



Low-boy



Mid-boy



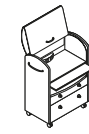


Features:

- Single wide
H: 43"
W: 16"
D: 21¼"
- Double wide
H: 43"
W: 32"
D: 21¼"
- Media Cart
H: 43"
W: 32"
D: 21¼"
- Proud wood and proud laminate front styles
- Five pull styles: diner, contemporary, loft, knob and knob and dish
- Wood drawer interiors
- Double-wide Hatchback with lockable hood
- Built-in cable routing
- Power box available
- Flip-down back door
- Tackboards or slatwall available
- Pull out worksurface



Statement of Line:



Double-wide Hatchback



Single-wide Hatchback




Media Cart



Features:

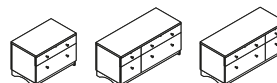
- Low-boy
H: 23"
W: 32", 48"
D: 20", 26"
- Mid-boy
H: 35½"
W: 32", 48"
D: 20", 26"
- 4-high
H: 54.4"
W: 32"
D: 24"
- Proud wood and proud laminate front styles
- Five pull styles: diner, contemporary, loft, knob and knob and dish
- Includes lock
- Wood drawer interiors
- Wood or laminate bodies, wood tops and fronts
- Tackboards/markerboards attach to sides and back of 4-high
- Built-in cable routing on fixed units



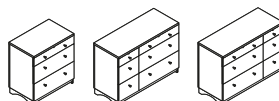
Statement of Line:



4-high



Low-boy



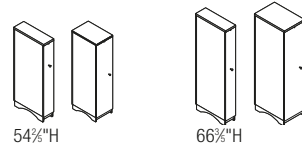
Mid-boy



Features:

- H: 54 $\frac{1}{2}$ " , 66 $\frac{1}{2}$ "
W: 8" , 16"
D: 24"
- Proud wood and proud laminate front styles
- Five pull styles: diner, contemporary, loft, knob and knob and dish
- Includes lock
- Wood case interiors
- Wood or laminate bodies, wood tops and fronts
- Right or left hinge
- Coat rods included
- Tackboards/markerboards attach to sides and back
- Built-in cable routing on fixed units

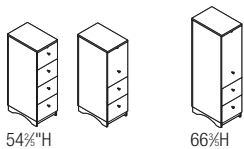
Statement of Line:



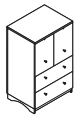
Features:

- H: 54 $\frac{1}{2}$ " , 66 $\frac{1}{2}$ "
W: 16"
D: 24"
- Proud wood or proud laminate front styles
- Five pull styles: diner, contemporary, loft, knob and knob and dish
- Includes lock
- Wood drawer interiors
- Wood or laminate bodies, wood tops and fronts
- Right or left hinge
- Tackboards/markerboards attach to sides and back
- Built-in cable routing on fixed units

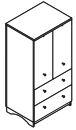
Statement of Line:



Statement of Line:



54 1/2"H



66"H

Features:

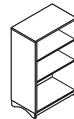
- H: 54 1/2", 66 3/4"
W: 32"
D: 24"
- Proud wood and proud laminate front styles
- Five pull styles: diner, contemporary, loft, knob and knob and dish
- Includes lock
- Wood drawer interiors
- Wood or laminate bodies, wood tops and fronts
- Tackboards/marker-boards attach to sides and back



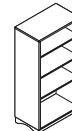
Features:

- H: 54 1/2", 66 3/4"
W: 32"
D: 19"
- Fixed and adjustable shelves
- Tackboards/marker-boards attach to sides and back

Statement of Line:



54 1/2"H



66 3/4"H



Statement of Line:



Open Hutch



Amenity Shelf



Overhead Storage



Wall-mounted

Features:

- Open Hutch
H: 23 1/2"
W: 42", 64"
D: 13 1/2"
- Amenity Shelf
H: 11 1/8"
W: 42", 64"
D: 13 1/2"
- Overhead Storage
H: 15"
W: 42", 64"
D: 13 1/2"
- Proud wood and proud laminate front styles on overhead storage
- Slatwall/tackboards attach to inner back of open hutch units
- Wall-mounted unit attaches to Pathways Technology Wall



Affordably priced, simply designed. Turnstone storage products don't just save space, they manage it. Designed as a stylish complement to many desk or systems products, these storage choices help organize your space.



Turnstone Value Pedestal



Features:

- H: 27"
W: 15"
D: 22", 28"
- Open top, worksurface supporting
- Handle pull
- Shallow depth drawer bodies
- Nylon slides on box drawer suspensions

Statement of Line:



22"D file/file



22"D box/box/file



28"D file/file



28"D box/box/file

Turnstone Under-Worksurface Pedestal



Features:

- H: 27"
W: 15"
D: 22", 28"
- Open top, worksurface supporting
- Handle pull
- Available with large perforated fronts

- Steel ball-bearing suspensions on all drawers
- Generous filing capacity

Statement of Line:



22"D file/file



22"D box/box/file



28"D file/file



28"D box/box/file



Statement of Line:



22 3/4"H with seat cushion



22 3/4"H with seat cushion and handle



21"H with steel top box/file



26 1/2"H with steel top file/file



26 1/2"H with steel top box/box/file

Features:

- Box/file
H: 21"
W: 15 1/4"
D: 22"
- File/file or box/box/file
H: 26 1/2"
W: 15 1/4"
D: 22"
- Steel or cushion top (with or without large handle pull)
- Available with large perforated fronts
- Handle pull
- Steel ball-bearing suspensions on all drawers



Statement of Line:



27"H

Features:

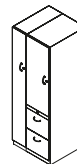
- H: 27"
W: 31", 36"
D: 18"
- Two-high lateral
- Open top, worksurface supporting
- Handle pull



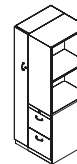
Features:

- H: 54" and 66"
W: 24"
D: 24"
- Handed right or left
- File/file or box/box/file
- Wardrobe specifiable with coat hook or shelf with rod
- Available with optional individual locks
- Optional dome top
- Handle pull
- Fixed shelves
- Open side shelf available in place of upper cabinet

Statement of Line:



Upper cabinet



Open side shelf





Features:

- Vinyl top
H: 23 $\frac{1}{4}$ "
W: 15 $\frac{1}{4}$ "
D: 22"
- Floating vinyl top
H: 28 $\frac{1}{2}$ "
W: 15 $\frac{1}{4}$ "
D: 22"
- Box/file
- Perforation available on drawer fronts and case bodies
- Handle pull

Statement of Line:



23 $\frac{1}{4}$ "H pedestal



28 $\frac{1}{2}$ "H pedestal with floating vinyl top



Features:

- Vinyl top
H: 23 $\frac{1}{4}$ "
W: 30 $\frac{1}{2}$ "
D: 18 $\frac{1}{4}$ "
- Floating vinyl top
H: 28 $\frac{1}{2}$ "
W: 30 $\frac{1}{2}$ "
D: 23 $\frac{1}{4}$ "
- Box/box/lateral
- Perforation available on drawer fronts and case bodies
- Handle pull
- Large 3" diameter casters standard

Statement of Line:



23 $\frac{1}{4}$ "H pedestal



28 $\frac{1}{2}$ "H pedestal with floating vinyl top



Features:

- H: 28 $\frac{1}{2}$ ", 40 $\frac{1}{2}$ ", 53 $\frac{1}{4}$ ", 65 $\frac{1}{4}$ " (2, 3, 4 or 5 drawer options)
W: 30", 36", 42"
D: 18"
- Integral pull

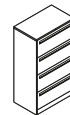
Statement of Line:



28 $\frac{1}{2}$ "H



40 $\frac{1}{2}$ "H



53 $\frac{1}{4}$ "H



65 $\frac{1}{4}$ "H







Metro storage reflects a legacy of well-crafted design. These products support individuals and teams in private offices, meeting spaces and the open plan. Mobile carts and pedestals move information between people and projects. Detour stations integrate open and secured storage with a stand-up height worksurface. Project Walls provide a user-adjustable information display and storage solution that leverages vertical space.



Metro Detour Moped

Features:

- H: 23"
W: 17"
D: 19"
- Open or closed mobile file storage
- Side panels are wood, plastic laminate or perforated metal
- Closed version has an integral locking lid that slides open and pivots down for complete access to files when nested below a worksurface
- Accommodates letter or legal files
- A lower personal drawer accommodates pens, paper clips and small items
- Casters
- Frame: nine metal finishes

Statement of Line:



Open version



Closed version



Open version



Closed version



Features:

- Barrel top
H: 42"
W: 47"
D: 30"
- Straight-back top
H: 42"
W: 42"
D: 29"
- Stand-up height worksurface with open or secured storage below
- Storage version available open (with adjustable shelving), closed with doors or with lateral file drawers
- Garage version includes one shelf with an opening below for nesting other Metro products
- Two top shapes available: barrel (non-sided for open environments) and straight-back (to be placed against a wall or back-to-back)
- All versions may be specified with front tilted display
- Casters optional on most storage versions
- Top, side and front panels: plastic laminate or wood
- Frame, shelves and display surfaces: nine metal finishes

Statement of Line:



Storage version open shelves



Storage version panel (back)



Storage version lateral file



Storage version doors



Garage version garage



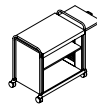
Garage version tilted display (back)



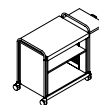
Features:

- H: 32"
W: 32 3/4"
D: 21 3/4"
- Worksurface: 29"H
- Universal carts available open or with doors
- Worksurface, pull-out surface and drawer front: plastic laminate or wood
- Frame, side panels and shelf: nine metal finishes

Statement of Line:



Open front with open back



Open front with back panel



Full-height doors



Partial-height doors





Features:

- H: 32"
W: 32½"
D: 21¼"
- Worksurface: 29"H
- File cart accommodates letter and legal files
- Worksurface, pull-out surface and drawer front: plastic laminate or wood
- Frame, side panels and shelf: nine metal finishes
- All carts feature casters and pull-out surface

Statement of Line:



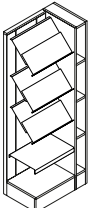
File cart



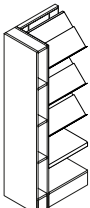
Features:

- H: 66", 84"
W: 24", 30" or 36"
D: 15"
- User-adjustable storage and information display solution that leverages vertical space
- Metal tilted display and storage shelves may be specified in any configuration
- Full-height vertical cubby holds books and binders
- Three widths and two heights available in right- or left-hand versions
- Multiple units may be placed side-to-side or front-to-back
- Project Wall: plastic laminate or wood
- Tilted display and storage shelves: nine metal finishes

Statement of Line:



Right



Left



Vecta provides storage solutions for executive offices, meeting and conference rooms, and team/project spaces. By offering innovative and stylish storage solutions, we not only enhance the beauty of the workspace, but also make it a high performing one.



Vecta Werndl Tokyo



Features:

- Multi-function shelving system
- Available in laminate, wood, glass, metal or plastic
- Optional sliding shelf doors available
- Optional casters available for added mobility
- Gangable
- Supports any type of media



Features:

- Mobile personal storage unit for teaming environments
- Garage available for docking
- Catering unit available
- Available in laminate and wood
- Available in tambour door or with pull out file fronts
- Space for all kinds of personal effects
- Available in three widths: 14.17", 22.05" and 29.92"



Features:

- Freestanding wall and shelving unit for teaming environments
- Ideal privacy and storage provider when used with Werndl Emerge freestanding desks or with any other freestanding desk solution
- Optional shelving in wood, laminate, paint or glass
- Optional single and two sided units
- Optional panel for accessorization and personalization
- Gangable
- Optional plasma monitor mount version



Features:

- Mobile and fixed units
- Radius and square edges
- Available in laminate, paint or wood veneer
- Handle on mobile units for easy movement
- Seven pull styles



Features:

- Freestanding and mobile media storage unit (monitor, lcd projector, etc.)
- Glides or casters available
- Telescopic shelf available for easy height adjustability
- Optional CPU holder
- Storage drawers available
- Pencil drawer available
- Media communicator available for plasma monitors and video conferencing units



Features:

- Elegant storage system in credenza units, cabinets, shelving units and mobile media carts
- Modular capability allows you to build your own system
- Available with glides or casters
- Filing and storage drawers available
- Available in wood veneer or coated anodized aluminum



Features:

- Designed to support the integration of technology in the boardroom and conference areas
- Credenzas, serving carts, presentation boards and media cabinet
- Available in wood, veneer or laminate
- All Vecta wood edge styles available
- Credenza unit available in two widths: 48" and 72"





For more information on the storage in this book, contact your authorized Steelcase dealer, or...

Steelcase
800.333.9939
www.steelcase.com

Turnstone
800.333.9939
www.turnstonefurniture.com

Metro
510.567.5200
www.metrofurniture.com

Vecta
972.641.2860
www.vecta.com



Call 800.333.9939 or
visit www.steelcase.com

Steelcase[®]

Do what you do better.[™]