



7300/7400 Seating Modular Lounge



Goes Great with Work.





*Windsor Cherry
Expo 960 Sky*

Create Your Own Space

Modular lounge seating allows design flexibility to create unique configurations, adapt to building layouts and maximize seating capacity. Choose from 12 seating/table components. Approach benches (7300 Series) from either side in open areas. Units with backs (7400 Series) provide full-comfort seating. Freestanding and ganging tables are available in various shapes and sizes. Specify ganging kits to connect all units and ensure stability.

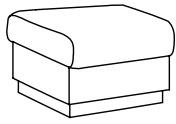


7302 Two-Seat Bench
7303 Three-Seat Bench

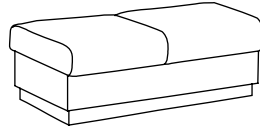
*Grey
Cobblestone 671 Burgundy*

7420 Coffee Table
7423 End Table

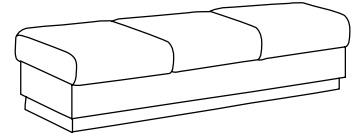
Modular Components




7301 One-Seat Bench
24"W x 28.5"D x 18.5"H




7302 Two-Seat Bench
49"W x 28.5"D x 18.5"H



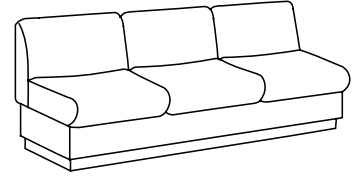
7303 Three-Seat Bench
74"W x 28.5"D x 18.5"H



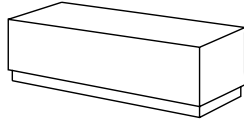
7401 Chair
25"W x 28.5"D x 30"H



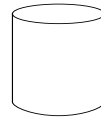
7402 Loveseat
50"W x 28.5"D x 30"H



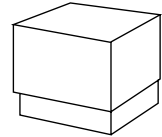
7403 Sofa
74"W x 28.5"D x 30"H



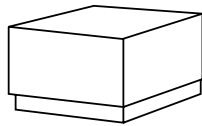
7420 Coffee Table
52"W x 20"D x 14"H



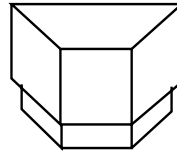
7421 Cylinder Table
19" Diameter x 14"H



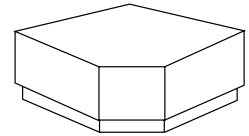
7423 End Table
25"W x 25"D x 14"H



7424 Connector Table
18"W x 25"D x 11.5"H



7425 45° Wedge Table
27"W x 25"D x 11.5"H



7426 90° Corner Table
38"W x 38"D x 11.5"H



7401WC
7425WC
Windsor Cherry
Replay WC790-004
Cobalt



7401FM
7402FM
7426FM
Natural Maple
Replay WC790-006 Granite

Built For Business

Modular Lounge's two-tier base design creates heavy-duty frames matched with reinforced joints for long-term use. High pressure laminate (HPL) sides and tabletops resist moisture, stains and scratches. Plinth base is recessed to reduce scuffs from heels and features a textured, black vinyl surface that resists scratches from cleaning equipment, shoes, etc.

Limited Lifetime Warranty.


Color Flexibility

All models are available in three standard high pressure laminates: Natural Maple, Windsor Cherry and Grey. Additional Wilsonart or customer's own laminates are available; see price list for details. Choose from an extensive selection of Standard and Quick Ship Upholsteries or customer's own material (COM).



Cylinder Table
7421FM *Natural Maple*

Standard Finishes



Grey



FM Natural Maple



WC Windsor Cherry



P.O. Box 2063, High Point, NC 27261
 800-447-3462 • Fax: 800-231-6784
www.hpfi.com



All HPFI seating available in 60+ upholstery options at industry-leading Quick Ship lead times. Ask your High Point Representative for details. Dimensions listed are width/depth/height overall. Reference current price list for complete descriptions. Specifications subject to change without notice.