

SHUFFLE

JSI





A wooden bowl is centered on a shelf within a dark wood cabinet. The lighting is soft, highlighting the texture of the wood.

MODULARITY THAT ENCOURAGES FLEXIBILITY

RECONFIGURABILITY THAT ADAPTS TO CHANGE

A white, modern-style chair is positioned at a dark wood desk. To the left, there are two white vases. To the right, a computer monitor is visible.

SELECTIONS THAT CREATE STYLE

SIZES THAT FIT ANY FOOTPRINT

A silver tray is placed on a dark wood desk. The tray is empty and reflects the ambient light.

PRICE THAT MAKES IT AFFORDABLE



SHUFFLE

WE ALL SHUFFLE PAPER WORK, SHUFFLE CARDS, AND OCCASIONALLY SHUFFLE OUR FEET, BUT SHUFFLE OUR FURNITURE? WITH SHUFFLE MODULAR CASEGOODS IT'S EASY TO ASSEMBLE AND RECONFIGURE OFFICE SPACES, AND ADD AND SUBTRACT FURNITURE COMPONENTS. START SIMPLE FOR SMALL OFFICES OR GO BIG FOR EXPANDED SOLUTIONS. SHUFFLE ALLOWS YOUR FURNITURE TO MOVE, GROW, AND CHANGE WITHOUT DAMAGE FOR GREAT LOOKING WORKSPACES. AVAILABLE IN CHERRY VENEER WITH SIX FINISH OPTIONS. TOPS FEATURE SEMI-OPEN PORE GRAIN WITH A 60° SHEEN.





SHARED WORKSPACE

FEATURING DUAL KEYHOLE DESK L UNITS WITH WALL-MOUNTED WOOD DOOR OVERHEAD STORAGE CABINETS, PAPER MANAGEMENT CUBES, STORAGE WARDROBE, AND DEBUT SEATING.

> NATURAL CHERRY ON CHERRY FINISH



EXECUTIVE L WORKSPACE

FEATURING BULLET DESK L UNIT WITH WALL-MOUNTED FROSTED GLASS OVERHEAD STORAGE CABINETS, STORAGE WARDROBE, AND TARA SEATING.

> NATURAL CHERRY ON CHERRY FINISH



EXECUTIVE U WORKSPACE

FEATURING RECTANGULAR DESK CORNER U UNIT WITH FROSTED GLASS OVERHEAD STORAGE CABINET, PAPER MANAGEMENT CUBE, STORAGE WARDROBE, RADIUS CORNER BOOKCASE, AND TARA SEATING.

> VINTAGE CHERRY ON CHERRY FINISH



DESK MODESTY PANELS

TAILOR WORKSPACES WITH A CHOICE OF FOUR DESK MODESTY OPTIONS: ARC WOOD, ARC SATIN NICKEL METAL LAMINATE, PERFORATED SATIN NICKEL METAL, OR PERFORATED BLACK METAL.

>VINTAGE CHERRY ON CHERRY FINISH





EXECUTIVE WORKSPACE

FEATURING BOW DESK WITH METAL SATIN NICKEL ARC MODESTY, WALL UNIT WITH KNEESPACE CREDENZA, CLEAR GLASS OVERHEAD STORAGE CABINET, PAPER MANAGEMENT CUBES, AND STORAGE WARDROBE, AND TARA SEATING.

>VINTAGE CHERRY ON CHERRY FINISH





OVERHEAD STORAGE

OVERHEAD STORAGE CABINETS ARE AVAILABLE WITH WOOD, CLEAR GLASS, OR FROSTED GLASS DOORS.

> NATURAL CHERRY ON CHERRY FINISH



CLUSTER WORKSPACE

FEATURING FOUR CORNER WING UNITS WITH FROSTED GLASS OVERHEAD STORAGE CABINETS, PAPER MANAGEMENT CUBES, AND TARA SEATING.

> NATURAL CHERRY ON CHERRY FINISH






CONFERENCE TOP SHAPES

CONFERENCE TABLES COME IN A RANGE OF SIZES AND MULTIPLE SHAPES THAT INCLUDE: ROUND, RACETRACK, RECTANGULAR, AND BOAT SHAPED.

> NATURAL CHERRY ON CHERRY FINISH



CONFERENCE AREA

FEATURING BOAT SHAPED CONFERENCE TABLE WITH HALF CYLINDER BASES, VIDEO CONSOLE, BOOKCASES, RADIUS CORNER BOOKCASES, AND TARA SEATING.

> NATURAL CHERRY ON CHERRY FINISH





CONFERENCE COMPONENTS

MATCHING CONFERENCE COMPONENTS MAKE SHUFFLE AND ENTIRE FACILITY SOLUTION. VIDEO CONSOLES ACCOMMODATE THE LATEST TECHNOLOGY AND FEATURE POCKET DOORS TO MAXIMIZE VIEWING. VISUAL BOARDS, READY TO STIMULATE IDEAS, COMPLETE ANY SETTING.

> NATURAL CHERRY ON CHERRY FINISH



CONFERENCE AREA

FEATURING ROUND CONFERENCE TABLE WITH CYLINDER BASE, STORAGE CABINET, VISUAL BOARD, AND DEBUT SEATING.

> NATURAL CHERRY ON CHERRY FINISH





SHUFFLE IS A MODULAR CASEGOODS COLLECTION READY TO CONFIGURE AND RECONFIGURE TO HOW YOU WORK BEST.

MODULAR DESK TOPS ARE AVAILABLE IN FOUR SHAPES: BOW, RECTANGULAR, BULLET, AND KEYHOLE.



MODULAR PEDESTALS ARE NON-HANDED, AVAILABLE IN 36", 30" AND 24" DEPTHS, AND FEATURE PEDESTAL LOCKING.



WITH SHUFFLE'S PRE-INSTALLED THREADED INSERTS AND SIMPLE CONNECTING HARDWARE IT'S EASY TO ASSEMBLE AND RECONFIGURE SHUFFLE MODULAR COMPONENTS.




ADD AND SUBTRACT FURNITURE COMPONENTS TO BUILD SMALL SIMPLE OFFICES OR EXPANDED WORKSPACE SOLUTIONS.





EDGES




RADIUS

DIAMOND

REEDED

TRIAD




CONCAVE

CROWN

TRANSITIONAL



HARDWARE




SLOTTED (SATIN NICKEL)

FLUENT (SATIN NICKEL)

RIVAL (SATIN NICKEL)

BASK (SATIN NICKEL)



SLOTTED (MATTE BLACK)

FLUENT (MATTE BLACK)



DETAILS

LOCKING

DESKS AND CREDENZAS FEATURE CENTRAL LOCKING. RETURNS AND SINGLE PEDESTAL UNITS FEATURE PEDESTAL LOCKING. ALL UNITS SHIP RANDOMLY KEYPED. REMOVABLE LOCK CORES ALLOW FOR EASY FIELD INSTALLABLE KEYPED ALIKE CHANGES AT NO UPCHARGE.

WOOD CENTER DRAWER

OPTIONAL CENTER DRAWERS WITH PENCIL TRAYS SHIP INSTALLED WHEN SPECIFIED.

FLAT EDGE COMPONENTS

FLAT EDGE COMPONENTS ALLOW CLEAN LINES AND MAKE BUILDING FLUSH FIT W/ UNITS A SNAP.

WIRE MANAGEMENT

MATTE BLACK GROMMETS ARE STANDARD ON CREDENZAS, RETURNS, BRIDGES, AND OVERHEADS AND NEATLY ROUTE CORDS AWAY FROM WORKSURFACES.

ARTICULATING KEYBOARD TRAY

OPTIONAL KEYBOARD TRAYS ARE DESIGNED TO INCORPORATE THE LATEST TECHNOLOGY AND ADD COMFORT TO TASK INTENSIVE WORKSTATIONS.

FILING

DRAWERS FEATURE DOVETAIL CONSTRUCTION, SANDED INTERIORS WITH CLEAR COAT, AND A TOP-OF-THE-LINE, BLACK, FULL EXTENSION, BALL BEARING SUSPENSION SYSTEM THAT CARRIES A LIFETIME WARRANTY.

OCCASIONAL TABLES

SOFA, MAGAZINE, AND END TABLES COMPLETE THE SHUFFLE COLLECTION AND ALLOW FOR COORDINATING LOUNGE ENVIRONMENTS FOR AN ENTIRE FACILITY SOLUTION.

FROSTED AND CLEAR GLASS ACCENTS OVERHEAD STORAGE CABINETS ARE AVAILABLE WITH FROSTED OR CLEAR GLASS DOORS FOR AN UPSCALE APPEARANCE.



YOUR CASEGOODS, SEATING, AND EVERYTHING ELSE COMPANY. > S H U F F L E

JSI

PO BOX 231
225 CLAY STREET
JASPER, INDIANA 47547

800-457-4511
FAX 812-936-9979
WWW.JSIFURNITURE.COM

A DIVISION OF JASPER SEATING COMPANY, INC. FORM NO. J-SH1006HP10

