

Terms and Conditions

Casegoods Warranty

JSI warrants to the original purchaser that each piece of furniture will be free from defects in workmanship given normal use for a period of 12 years of single shift service. Drawer suspensions carry a lifetime warranty. JSI will, at its option, repair or replace any defective merchandise within the terms of the warranty.

JSI makes no expressed or implied warranties as to any product and, in particular, makes no warranty of merchantability or of fitness for any particular purpose.

This warranty does not cover:

- Natural variations in color, grain, or texture of wood and covering materials over which JSI has no control.
- Damage caused by an installation or transportation company.
- Damage created by loading file drawers with anything other than hanging folders.
- Any accident, user modifications, misuse or product neglect.

Natural Variations In Wood

Every tree has unique and defining characteristics, like fingerprints. These characteristics include differences in color, grain configurations and texture. When specifying natural or light finishes, these natural markings are not masked and are easily detected. Maple and cherry species have a high degree or uneven distribution of grain. With this in mind, we hope you enjoy and appreciate the beauty of each tree's fingerprints. In addition, lighter finishes may discolor and darken when exposed to ultraviolet rays. Products cannot be replaced due to these natural variations.

Finish Options

Cherry

AUC Autumn Cherry
 BRC Brighton Cherry
 CCC Classic Cherry
 ECC Ember Cherry
 LCC Legacy Cherry
 MMC Mystic Mahogany
 NCC Natural Cherry
 VCC Vintage Cherry

Walnut

DWW Davenport Walnut
 MMW Mystic Mahogany
 RWW Royal Walnut
 TWW Traditional Walnut
 VWW Vintage Walnut
 WMW Windsor Mahogany

Maple

CMM Caramel Maple NMM Natural Maple

Please note our name changes:

Light Cherry = Legacy Cherry

Medium Mahogany = Mystic Mahogany

Dark Walnut = Davenport Walnut

Matching Finishes

Due to the natural characteristics of wood, environmental effects, and material upgrades, we cannot guarantee exact finish matches on existing furniture previously ordered from JSI. If an exact match to existing furniture is required, it must be specified so that the proper procedures can be followed to ensure an acceptable finish. We will accept no liability for the finish if this procedure is not followed. We reserve the right to make changes in a finish formula if we believe the change will improve the quality or appearance of our furniture.

Special Finishes

Add a one time charge of \$226 list per order for any non-standard wood finish. Written approval is required to proceed with custom finish orders.

We reserve the right to decline any request for a custom finish if we feel that we will be unable to match it due to limitations of the wood species or of the sample provided to us.

Because of the natural variations of wood, minor differences in color may occur.

Samples

Samples of standard wood finishes, paint, metal, glass and standard laminates are available upon request. To place an order, visit www.jsifurniture.com, contact your JSI sales rep or contact JSI literature fulfillment via fax 812-771-4652.

Orders

Please reference the "To order, specify" section listed on each price list page when writing an order. Indicate ship to address if different from bill to address. All orders should be mailed, or faxed to:

JSI
 PO Box 231
 Jasper, IN 47547
 Fax: 812-936-9979

Detailed specification sheets are available for each series, consult the Customer Service Department. JSI reserves the right to make changes in dimensions, style, or specifications if we believe these changes will improve an item's quality or appearance.

Product Modifications

We willingly accept customers' modifications to standard products. See frequent requested modifications by series at the start of each series under "Product Options". If there is a modification you desire that is not listed in this section, please call the Customer Service Department for special quotes, minimum quantities and reasonable lead times.

Order Changes

All changes to an order must be made in writing and are subject to our ability to conform. Administrative and/or labor charges may be incurred by the dealer depending upon the production stage of the order. Once final production has begun, no changes can be accepted.

Acknowledgements

All orders will be acknowledged promptly showing how the order was entered, shipping time, and other pertinent information. Please examine this acknowledgment carefully and notify us immediately of any discrepancies. Acknowledged ship dates are contingent upon adverse conditions, however, every effort is made to ship as acknowledged.

Terms and Conditions

Cancellations

All cancellations must be made in writing. Administrative and/or labor charges may be incurred by the dealer depending upon the production stage of the order. Orders cannot be canceled after the finishing process has begun without incurring substantial restocking charges. Cancellations cannot be accepted once final production has begun.

Pricing

All prices shown are list and include delivery to one destination. Prices are subject to change without notice. Possession of this price list does not constitute an offer to sell. Orders can be received only from authorized JSI dealers.

Delivery

Prepaid freight to the 48 contingent states. All other shipments prepaid to port of exit **ONLY**. JSI reserves the right to select the appropriate carrier. Special requests including, but not limited to, inside delivery and installation are not included in prices shown. Any charges arising from failure to meet shipment, rerouting while in transit, or carrier storage charges are the responsibility of the customer. **Orders of less than \$1,000 net will be assessed a handling charge of \$55 net per order (waived for items shipped via UPS).**

Freight Damage

All shipments are delivered to the carrier in good condition and our liability ceases thereafter. **If shipment arrives short or damaged, you should file claim immediately with the carrier.** In the event of concealed damage, notify carrier and request an immediate inspection. Keep all cartons and packing material. Failure to file claim within 15 days after receipt of merchandise constitutes acceptance and a waiver of any such claims. Please inspect merchandise immediately upon receipt, otherwise there is no recourse.

Quickship

Items indicated with a Quickship symbol **QUICKSHIP** are available in 10 business days upon receipt of credit approved order. Please reference the Quickship model numbers in price list for ordering information. The Charleston Series, JSI's instock program, ships in 48 hours (Windsor Mahogany finish only), upon receipt of a credit approved order. Quantities of Charleston are limited to availability at time of order. Please verify availability on single item quantities of 25 or more. Non-quickship products will be entered at standard lead times.

Returns and Repairs

No merchandise may be returned to JSI without a signed Return Goods Authorization form (RGA) issued by our Customer Service Department. Liability for defective merchandise shall be limited to replacement or repair. We will not issue credit allowances for any repairs without our prior consent. Under no circumstances can we accept COD (Cash On Delivery) returns. Any such shipment will be refused.

Replacement Parts

Prices for replacement parts can be obtained by calling our Customer Service Department. Please have the model number available when ordering replacement parts.

Order Check List

JSI products are manufactured to order and provide a multitude of options to address your individual customer needs. As you process your order do not forget to include all the necessary information to allow the order entry process to be completed. Please see the order checklist at the beginning of every series.

JSI customer service edits every order for complete information. If details are not included with the purchase order, customer service will contact you to answer these questions. If information is not completed in a timely manner it will delay the entry process and could effect your product delivery date. To avoid delay in order entry and potential delay in delivery of your order, please double check the line items to insure all selections have been completed.

To insure complete JSI details on your purchase order, electronic catalogs and specification tools have been developed to aid in the process. These electronic tools include:

20-20 GIZA Studio and **20-20 CAP Studio** software offers state-of-the-art design, specification, photo-realistic rendering and three-dimensional visualization capabilities for configurable products in the commercial interior design markets. 20-20 GIZA Studio and 20-20 CAP Studio are available for all JSI Casegood and Seating products, in 2D and 3D graphics and the Specifier Catalog.

ProjectMatrix, Inc offers a full software solution for the contract furniture industry. Their software can help you create space plans to specifications for ease of specifying our JSI Casegood and Seating product lines.

GSAdvantage is a Federal Government electronic catalog site offered to assist GSA customers in specifying and pricing JSI product. Listed at this site are all contract items and prices under GSA Contract # GS-28F-0030U.

Our JSI web site www.jsifurniture.com provides many tools to assist in the design and order selection. Included in the site are downloadable images, brochures, contact information, price lists, sales representative locations, literature order form, warranty and environmental information.

Care and Maintenance:

Laminate Surfaces, T-Mold, Bumper, PVC Edges and Urethane

Clean with a mild soap solution and rinse with clean water. Wipe the entire surface and follow with a clean, dry soft cloth. When a wood edge exists, follow instructions shown below.

Wood Edges and Veneer Surfaces

Clean all surfaces frequently with water dampened soft cloth, moving the cloth with the grain direction. Immediately remove any liquids that come in contact with wood surfaces with a blotting action to absorb liquid. Buff dry. Lift objects to move them, never pull them across the finished surface. For an additional safeguard, use a protective surface pad. This will ensure a lasting finish by protecting your furniture from possible damage caused by pens, cups and sharp objects.

Avoid exposure of furniture to extremes of heat and cold, or to wide humidity variances. Avoid exposure of furniture to strong sunlight. Avoid exposure of furniture to harsh solvents such as nail polish remover, acetates, etc., as it will cause finish deterioration. If using a protective glass top, place spacer pads under the glass top to allow the wood to breath.

Powder Coat and Nickel Surfaces

Clean with a mild soap solution and rinse with clean, clear water. Wipe the entire surface and follow with a clean, dry cloth to buff dry.

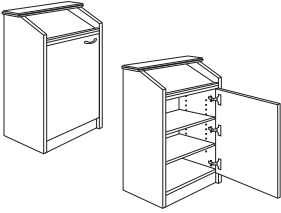
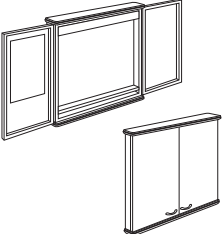


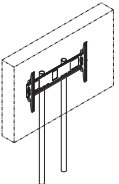
Maintenance of Mechanical Parts

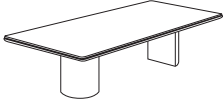
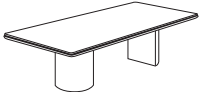


Clean any lint or debris from the moving parts of the base mechanisms. Do not apply lubricant. Mechanisms have been designed and tested to not require lubrication under normal conditions.



Product Specifications

- Veneer:** All exterior surfaces are finest selected plain-sliced book-matched Cherry veneer chosen for superior clarity and exact consistency.
- Top Construction:** Tops are 3-ply balanced construction, 1 3/16" thick with a black bumper edge.
- Chassis:** The chassis consists of Cherry book-matched veneer. Mortise and tennon construction. Breakfront center modesty panel on desks. Leveling glides are set in solid hardwood to prevent glide tear-out.
- Drawers:** Drawers are assembled using four corner, dovetailed box and 1/4" thick drawer bottom panels construction with exterior front attached separately. Sides and backs are 9-ply, 7/16" thick unidirectional hardwood. Interiors are sanded and finished with clear catalyzed varnish to protect against shrinking, swelling or warping, and to provide a clean, smooth feel and appearance.
- Drawer Suspension:** High quality black drawer suspensions carry a lifetime warranty. File and box drawers have 100% full extension with over-travel. Slides feature steel ball bearings for longer wear and positive, cushioned in/out stops.
- Finish:** JSI's multi-step finish process includes a high quality translucent stain and clear catalyzed conversion varnish top coat which enhances and protects the natural characteristic beauty of the veneer and hardwoods. This finish combines durability and consistency with the ease of being field repairable. Tops are semi-open grain and feature a satin finish.

Description	① Model	D	W	H	CTN WT	CU FT	List Price
 <p>Conference Lectern</p>	SW2622LEC · two adjustable shelves · four concealed, non-locking casters · non-locking	23	27	48	250		\$2,213
 <p>Visual Board</p>	SW4848VB QSW4848VB <i>QS</i> · corkboard and paper pad on left side · marker board in center · two markers and eraser included · available with optional pull down projection screen, specify and add \$502 list · non-locking	3 1/2	48	48	125	8	\$2,285
 <p>Buffet Credenza</p>	SW2472BSC · four door credenza · four box drawers above doors · non-locking · adjustable shelf in storage cabinet	24	72	36	280	43	\$4,025
 <p>Buffet Credenza - Flat Screen Support</p>	SW2472BSCT · four door credenza · four box drawers above doors · non-locking · adjustable shelf in storage cabinet · flat screen mounting grommets in top · back panel includes cord exit grommets	24	72	36	280	43	\$4,337
 <p>Flat Screen Mounting Frame</p>	FSTV · round 2" tube frame with cable management to inside of credenza · mounting bracket for TV provided (see page 66) · available in black (B) or silver (S) · TV not included · coordinates with SW2472BSCT	2	14	55	35	4	\$1,033

Description	① Model	D	W	H	CTN WT	CU FT	List Price
 <p>Rectangular Conference Table</p>	SW4296CTH · ships KD in two cartons	42	96	30			\$3,634
	Consists of: SW4296TT Table Top QSW4296TT <i>QS</i> · one piece top				235	15	\$2,502
	SW20HRB Half Round Base (2) QSW20HRB <i>QS</i> · price reflects two bases · price includes one SW0638PS stretcher panel				60 ea.	12 ea.	\$1,132
 <p>Rectangular Conference Table</p>	SW3672CTH · ships KD in two cartons	36	72	30			\$3,170
	Consists of: SW3672TT Table Top QSW3672TT <i>QS</i> · one piece top				135	10	\$2,102
	SW18HRB Half Round Base (2) QSW18HRB <i>QS</i> · price reflects two bases				50 ea.	12 ea.	\$1,068
 <p>Round Conference Table</p>	SW48CTD · ships KD in two cartons	48	48	30			\$1,725
	Consists of: SW48TT Table Top QSW48TT <i>QS</i>				135	9	\$1,077
	SW20RB Round Base QSW20RB <i>QS</i>				60	12	\$648
 <p>Round Conference Table</p>	SW42CTD · ships KD in two cartons	42	42	30			\$1,619
	Consists of: SW42TT Table Top SW20RB Round Base				115	7	\$971
					60	12	\$648

To Order, Specify:

- ① Model number
- ② Finish
- ③ Pull color: Black (BL) or Satin Nickel (SN)
- ④ Power and data options (see page 67)
- ⑤ Other product options (see page 66)

② Finish Options:


- | | | | |
|-----|-----------------|-----|-----------------|
| AUC | Autumn Cherry | LCC | Legacy Cherry |
| BRC | Brighton Cherry | MMC | Mystic Mahogany |
| CCC | Classic Cherry | NCC | Natural Cherry |
| ECC | Ember Cherry | VCC | Vintage Cherry |


Edge Profile:





- Product Specifications
page 23
- Power and Data Options
pages 67-68
- Product Modifications
page 66

For assistance in specifying,
call JSI Customer Service at
800-457-4511 or access
GIZA and CAP electronic
catalogs.

Description	① Model	W	L	Seat Capacity	Top Pieces	Bases Required	CTN WT	CU FT	List Price
Rectangular Tops  *Note: SW48120 and SW42120 require (3) panel bases and necessary stretchers.	SW54264TT	54	264	22	3	4	460	52	\$8,471
	SW54240TT	54	240	20	3	4	430	50	\$7,702
	SW54216TT	54	216	18	3	4	400	43	\$6,932
	SW54192TT	54	192	16	2	3	370	38	\$6,161
	SW48264TT	48	264	22	3	4	450	47	\$7,529
	SW48240TT	48	240	20	3	4	420	43	\$6,845
	SW48216TT	48	216	18	3	4	390	38	\$6,161
	SW48192TT	48	192	16	2	3	360	33	\$5,476
	SW48168TT	48	168	14	2	3	330	30	\$4,788
	SW48144TT	48	144	12	2	3	300	28	\$4,108
	SW48120TT*	48	120	8	2	2	270	22	\$3,423
	SW42120TT*	42	120	8	2	2	255	19	\$2,996
	SW42108TT	42	108	8	2	2	245	17	\$2,697
SW4296TT	42	96	8	1	2	235	15	\$2,502	
SW3672TT	36	72	6	1	2	135	10	\$2,102	

Description	① Model	W	L	Seat Capacity	Top Pieces	Bases Required	CTN WT	CU FT	List Price
Racetrack Tops  *Note: SW48120 and SW42120 require (3) panel bases and necessary stretchers.	SW54264RT	54	264	22	3	4	450	52	\$10,064
	SW54240RT	54	240	20	3	4	420	50	\$9,112
	SW54216RT	54	216	18	3	4	390	43	\$8,200
	SW54192RT	54	192	16	2	3	360	38	\$7,412
	SW48264RT	48	264	22	3	4	440	47	\$8,908
	SW48240RT	48	240	20	3	4	410	43	\$8,099
	SW48216RT	48	216	18	3	4	380	38	\$7,289
	SW48192RT	48	192	16	2	3	350	33	\$6,479
	SW48168RT	48	168	14	2	3	320	30	\$5,670
	SW48144RT	48	144	12	2	3	290	28	\$4,860
	SW48120RT*	48	120	8	2	2	260	22	\$4,051
	SW42120RT*	42	120	8	2	2	245	19	\$3,545
	SW42108RT	42	108	8	2	2	235	19	\$3,201
SW4296RT	42	96	8	1	2	225	15	\$2,837	
SW3672RT	36	72	6	1	2	125	10	\$2,464	

Description	① Model	W	L	Seat Capacity	Top Pieces	Bases Required	CTN WT	CU FT	List Price
Boat Shape Tops 	SW54264BT	54	264	22	3	4	450	52	\$10,021
	SW54240BT	54	240	20	3	4	420	50	\$9,112
	SW54216BT	54	216	18	3	4	390	43	\$8,200
	SW54192BT	54	192	16	2	3	360	38	\$7,289
· boat shape top end dimension is 6" less than center dimension *Note: SW48120 and SW42120 require (3) panel bases and necessary stretchers.	SW48264BT	48	264	22	3	4	440	47	\$8,908
	SW48240BT	48	240	20	3	4	410	43	\$8,099
	SW48216BT	48	216	18	3	4	380	38	\$7,289
	SW48192BT	48	192	16	2	3	350	33	\$6,479
	SW48168BT	48	168	14	2	3	320	30	\$5,670
	SW48144BT	48	144	12	2	3	290	28	\$4,860
	SW48120BT*	48	120	8	2	2	260	22	\$4,051
	SW42120BT*	42	120	8	2	2	245	19	\$3,545
SW42108BT	42	108	8	2	2	235	17	\$3,201	
SW4296BT	42	96	8	1	2	225	15	\$2,837	
SW3672BT	36	72	6	1	2	125	10	\$2,464	

Round Tops	Model	W	L	Seat Capacity	Top Pieces	Bases Required	CTN WT	CU FT	List Price
	SW60TT	60	N/A	6	1	1	175	14	\$2,204
	SW54TT	54	N/A	6	1	1	155	11	\$1,615
	SW48TT	48	N/A	4	1	1	135	9	\$1,077
	SW42TT	42	N/A	4	1	1	115	7	\$971
	SW36TT	36	N/A	3	1	1	85	6	\$848
	SW30TT	30	N/A	3	1	1	75	4	\$770

To Order, Specify:

- ① Model number
- ② Finish
- ③ Power and data options (see page 67)
- ④ Other product options (see page 66)


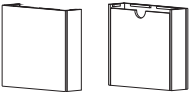


② Finish Options:



AUC	Autumn Cherry	LCC	Legacy Cherry
BRC	Brighton Cherry	MMC	Mystic Mahogany
CCC	Classic Cherry	NCC	Natural Cherry
ECC	Ember Cherry	VCC	Vintage Cherry

Edge Profile:


For assistance in specifying, call JSI Customer Service at 800-457-4511 or access GIZA and CAP electronic catalogs.

- Product Specifications page 23
- Power and Data Options pages 67-68
- Product Modifications page 66

Description	Model	D	W	H	CTN WT	CU FT	List Price
Panel Base 	SW3028PB · 54" top capacity width	2 5/16	30	28 1/2	62	5	\$395
	SW2428PB · 42" and 48" top capacity width	2 5/16	24	28 1/2	65	4	\$382
Rectangle Base 	SW3028PBA · 54" top capacity width · access panel	7 5/8	30	28 1/2	73	6	\$835
	SW2428PBA · 42" and 48" top capacity width · access panel	7 5/8	24	28 1/2	65	5	\$825
Round Base 	SW24RB · 54" and 60" top capacity width	24	N/A	28 1/2	70	12	\$760
	SW24RBA · 54" and 60" top capacity width · access panel	24	N/A	28 1/2	71	12	\$961
	SW20RB · 42" and 48" top capacity width	20	N/A	28 1/2	60	12	\$648
	SW20RBA · 42" and 48" top capacity width · access panel	20	N/A	28 1/2	61	12	\$919
	SW18RB · 30" and 36" top capacity width	18	N/A	28 1/2	50	9	\$597
	SW18RBA · 30" and 36" top capacity width · access panel	18	N/A	28 1/2	51	9	\$868
Half Round Base 	SW24HRB · 54" top capacity width	12	24	28 1/2	80	12	\$622
	SW20HRB · 42" and 48" top capacity width	10	20	28 1/2	70	9	\$566
	SW18HRB · 36" top capacity width	9	18	28 1/2	60	7	\$534

Description	① Model	D	W	H	CTN WT	CU FT	List Price
Square Base 	SW24SB · 54" and 60" top capacity width	24	24	28 ½	70	12	\$622
	SW24SBA · 54" and 60" top capacity width · access panel	24	24	28 ½	70	12	\$893
	SW18SB · 30", 36", 42", and 48" top capacity width	18	18	28 ½	50	9	\$566
	SW18SBA · 30", 36", 42", and 48" top capacity width · access panel	18	18	28 ½	50	9	\$837
Cross Base 	SW24XB · 48", 54", and 60" top capacity width	24	24	28 ½	80	12	\$691
	SW18XB · 36" and 42" top capacity width	18	18	28 ½	50	9	\$622

SWIRVE

To Order, Specify:

- ① Model number
- ② Finish
- ③ Power and data options (see page 67)
- ④ Other product options (see page 66)

② Finish Options:

AUC	Autumn Cherry	LCC	Legacy Cherry
BRC	Brighton Cherry	MMC	Mystic Mahogany
CCC	Classic Cherry	NCC	Natural Cherry
ECC	Ember Cherry	VCC	Vintage Cherry

Product Specifications
page 23

Power and Data Options
pages 67-68

Product Modifications
page 66

For assistance in specifying,
call JSI Customer Service at
800-457-4511 or access
GIZA and CAP electronic
catalogs.

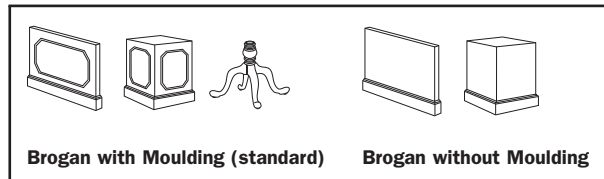
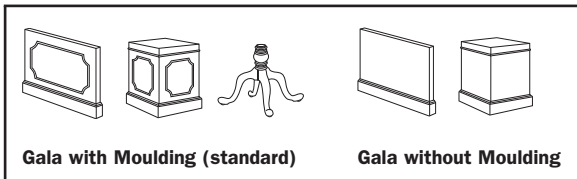
Conference Collections Product Options

Contemporary - Vision, Finale, Swirve, Shuffle, and Broadway

- Laminate Top: No additional upcharge
- Grommet: \$63 per grommet upcharge
- Sheen: 15% upcharge
- Special Finish: \$226 upcharge
- Change Veneer Species: 40% upcharge (Walnut, Cherry or Maple)

Traditional - Brogan, Gala, and Lancelot

- Laminate Top: No additional upcharge
- Grommet: \$63 per grommet upcharge
- Sheen: 15% upcharge
- Special Finish: \$226 upcharge
- Change Veneer Species: 40% upcharge (Walnut, Cherry or Maple)
- Antique Pewter Pulls: No additional upcharge (Gala and Brogan **ONLY**)
- Without Moulding: No additional upcharge (Gala and Brogan **ONLY**)



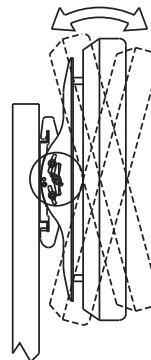
Flat Screen Mount - Universal Bracket (standard with FSTV)

Peerless® ST650 universal tilting flat screen mount is supplied with the FSTV Flat Screen Mounting Frame.



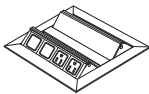
- For use with 32"-50" screens
- Maximum weight 175 lbs. (79kg)
- Tilt 15° forward and -5° backward angles
- Mounting pattern allows up to 6" of vertical adjustment

NOTE: To verify TV interface to universal bracket

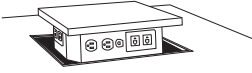
1. Access website - www.peerlessmounts.com
2. Locate "Mount Finder™" on home page side navigation bar
3. Enter make and/or model of your flat screen
4. Verify model: ST650 is listed as available model

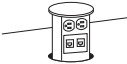


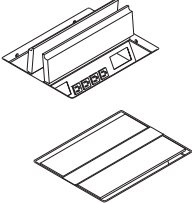
NOTE: Power and Data units should not be installed crossing the seam of a multi piece top.

Description	① Model	D	W	H	KS	CTN WT	CU FT	List Price
 <p>Mini Grommet Power and Data Tilt Up</p>	<p>EC10</p> <ul style="list-style-type: none"> · fluid one touch tilt up access · one power receptacle - 120 volt; 15 amp with one voice/data port adapter to accept most jack manufacturers · 72" power cord with molded plug · drop in field installation required · cut out provided in top at specified location (see page 68) · UL listed component 	4 ¼	5 ½			6		\$484
 <p>Mini Power Tilt Up</p>	<p>EC11</p> <ul style="list-style-type: none"> · fluid one touch tilt up access · two power receptacles - 120 volt; 15 amp · 72" power cord with molded plug · drop in field installation required · cut out provided in top at specified location (see page 68) · UL listed component 	4 ¼	5 ½			6		\$508
 <p>Dual Power and Data Tilt Up</p>	<p>EC13</p> <ul style="list-style-type: none"> · fluid one touch tilt up access · back to back tilt sections · two power receptacles - 120 volt; 15 amp with two voice/data port adapters to accept most jack manufacturers in each section · two 72" power cord with molded plug · drop in field installation required · cut out provided in top at specified location (see page 68) · UL listed component 	8	8 ¾			16		\$1,027

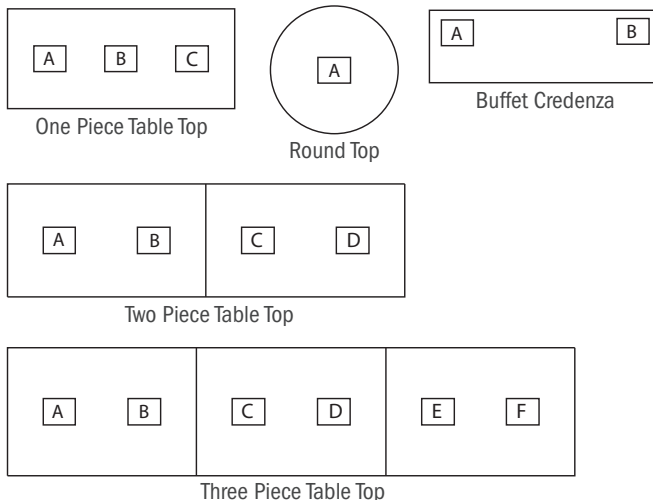
NOTE: Power and Data units should not be installed crossing the seam of a multi piece top.

Description	① Model	D	W	H	KS	CTN WT	CU FT	List Price
 <p>Quad Power and Data Pop Up</p>	<p>EC1</p> <ul style="list-style-type: none"> used on square top configuration spring loaded - touch release pop up two power receptacles - 120 volt; 15 amp and one telecom plate cut out on each side 72" power cord with molded plug field installation required cut out provided in top at specified location (see below) must be located above 24" round or square base black metal housing construction brushed stainless steel trim available, specify and add \$517 list CSA certified component 	11 5/8	11 5/8			27		\$1,737

 <p>Power and Data Pop Up</p>	<p>EC2</p> <ul style="list-style-type: none"> used on square or round top configuration spring loaded - touch release pop up two power receptacles - 120 volt; 15 amp and one telecom plate cut out on both sides 72" power cord with molded plug field installation required cut out provided in top at specified location (see below) must be located above 18", 20", 24" round or 18" or 24" square base black metal housing construction brushed stainless steel trim available, specify and add \$414 list CSA certified component 	5	5			12		\$1,263
--	--	---	---	--	--	----	--	---------

 <p>Power and Data 14" Trough</p>	<p>EC14</p> <ul style="list-style-type: none"> two tilt up full width veneer drops open slot for cord access while doors are closed eight power receptacles - 120 volt; 15 amp with eight telecom plate cut outs one 72" power cord with molded plug drop in field installation required table cut out provided in top at specified location (see below) black metal housing construction with black trim detail silver trim detail available, specify - no upcharge CSA certified component 	12	14			16		\$1,958
--	--	----	----	--	--	----	--	---------

Data plates for EC1, EC2, and EC14 provided with units:

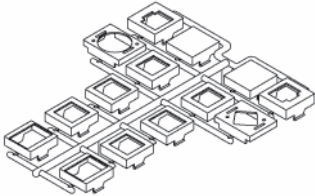


- Verify fit of jack in adapter before ordering large quantities as manufacturer designs may change without notice
- **POWER AND DATA UNITS SHOULD NOT BE INSTALLED CROSSING THE SEAM OF A MULTI PIECE TOP**
- Specify location when ordering conference tops or buffet credenza
- Standard power and data units are indicated from the side of conference tops and user side of buffet credenza

NOTE: Power and Data units should not be installed crossing the seam of a multi piece top.

Data adapter kits ship with each power and data unit.

Adapter plates are marked on the back with letter designators to indicate the data jack manufacturer, series and style. Websites are listed below for quick reference to verify data jack series or style.



NOTE: Verify fit of data jack in adapter before ordering large quantities as manufacturer designs may change without notice.

Adapter	Manufacturer	Website
AA	Uniprise / Systimax / Avaya	www.uniprisesolutions.com
BB	Tyco SL and 110 Connect Series Modular Jacks	www.ampconnect.com
BB	Siemon Keystone Style	www.siemon.com
BB	Allen Tel Versa Tap Series	www.allentel.com
BB	Leviton Quick Port® Series	www.leviton.com
BB	Nordx Keystone Style	www.nordx.com
CC	Tyco SL Coupler Series	www.ampconnect.com
CC	Krone 6000 Series	www.adc.com
CC	Hubbell Xcelerator™ Keystone Series	www.hubbell.com
DD	Blank (no coupler/jack)	
EE	Ortronics TracJack Series	www.ortronics.com
FF	Panduit Mini-Com Series	www.panduit.com
GG	Microphone jack/3-pin XLR, solder type only	
HH	Video Monitor jack/DB-15, panel mount solder style	

Data plate for EC1, EC2 & EC14 provided with units and adapter kits.

