

ENCORE




**TO ORDER, SPECIFY:**

1. MODEL NUMBER
2. FINISH
3. FABRIC PATTERN NAME AND COLOR
4. METAL COLOR (BLACK OR SILVER)
5. OPTIONAL CASTERS (NO UPCHARGE)

WOOD SPECIES: MAPLE IN 13 FINISHES. SEE PAGE 215.

**ARM OPTIONS**

AVAILABLE WITH FULLY UPHOLSTERED, UPHOLSTERED WITH WOOD CAP OR METAL WITH WOOD CAP. ARM ACCENTS AVAILABLE IN SILVER OR BLACK.



FULLY UPHOLSTERED




UPHOLSTERED WITH WOOD CAP



METAL WITH WOOD CAP

**LEG OPTIONS**


AVAILABLE WITH ADJUSTABLE HEIGHT DISK LEGS, FIXED HEIGHT COLUMN LEGS OR CASTERS FOR EASY MOBILITY.



DISK SILVER



DISK BLACK



CASTERS



COLUMN SILVER



COLUMN BLACK

**TABLET OPTIONS**

FOLDING TABLET ARM FEATURES A TILT AND STOW MECHANISM THAT ALLOWS FOLD DOWN STORAGE WHEN NOT IN USE. ROTATING TABLET ARM PIVOTS 360° AND IS DESIGNED FOR USE ON ARMLESS AND BENCH MODELS. ROTATING TABLET ARM IS AVAILABLE IN SILVER OR BLACK. TABLETS MAY BE SPECIFIED AS RIGHT OR LEFT.



FOLDING TABLET ARM (PIVOTS IN AND OUT)



FOLDING TABLET ARM (IN STOWED POSITION)



ROTATING TABLET ARM (PIVOTS 360°)

**POWER**

OPTIONAL TILT-OUT POWER CENTERS MAY BE SPECIFIED ON ARMLESS LOUNGE AND BENCH UNITS. AVAILABLE IN SILVER OR BLACK. ADD \$470 LIST.



MINI-POWER TILT-OUT

**FREESTANDING TABLE LEG OPTIONS**


AVAILABLE WITH DISK OR COLUMN METAL LEGS TO COORDINATE WITH SEATING.



DISK SILVER



DISK BLACK



COLUMN SILVER



COLUMN BLACK

**LINKING TABLES**

FEATURE A FLAT EDGE WITH VENEER OR LAMINATE TOPS AND ATTACH BETWEEN LOUNGE OR BENCH UNITS.




SILVER



BLACK

**LINKING BRACKET**

EACH ENCORE MODULAR COMPONENT INCLUDES A LINKING BRACKET FOR MAKING QUICK AND EASY CONNECTIONS BETWEEN COMPONENTS.



LINKING BRACKET

ENCORE



MODEL	DESCRIPTION	COM YRD.	COL SQ. FT.	PRICING B/COM	C	D/COL	E	F	G	L	M
-------	-------------	----------	-------------	---------------	---	-------	---	---	---	---	---

**TABLET ARM SEATING**  
(TABLET SIZE: 19.25 x 10.75)



<b>EN9251</b>	FOLDING TABLET	6.25	125	\$1744	\$1823	\$1940	\$2096	\$2268	\$2455	\$2690	\$2924
DIMENSIONS: W 36.5 D 29 H 32 SW 23.5 SD 20.5 SH 18 AH 26 CARTONED WEIGHT 85 CUBIC FEET 21											



<b>EN9201T-R</b>	ROTATING RIGHT TABLET	3	60	\$941	\$979	\$1035	\$1110	\$1193	\$1283	\$1395	\$1508
<b>EN9201T-L</b>	ROTATING LEFT TABLET	3	60	\$941	\$979	\$1035	\$1110	\$1193	\$1283	\$1395	\$1508
DIMENSIONS: W 30.5 D 29 H 32 SW 23.5 SD 20.5 SH 18 AH 24.5 CARTONED WEIGHT 55 CUBIC FEET 18											

MODEL	DESCRIPTION	COM YRD.	COL SQ. FT.	B/COM	C	D/COL	E	F	G	L	M
-------	-------------	----------	-------------	-------	---	-------	---	---	---	---	---









<b>EN9201U</b>	CLUB CHAIR	6	120	\$1484	\$1559	\$1672	\$1822	\$1987	\$2167	\$2392	\$2617
DIMENSIONS: W 35.5 D 29 H 32 SW 23.5 SD 20.5 SH 18 AH 26 CARTONED WEIGHT 80 CUBIC FEET 21											

<b>EN9202U</b>	TWO-SEAT	9	180	\$2312	\$2425	\$2594	\$2819	\$3066	\$3336	\$3674	\$4011
DIMENSIONS: W 59.25 D 29 H 32 SW 47.25 SD 20.5 SH 18 AH 26 CARTONED WEIGHT 130 CUBIC FEET 35											

<b>EN9203U</b>	THREE-SEAT	12	240	\$3138	\$3288	\$3513	\$3813	\$4143	\$4503	\$4953	\$5403
DIMENSIONS: W 83 D 29 H 32 SW 70.75 SD 20.5 SH 18 AH 26 CARTONED WEIGHT 180 CUBIC FEET 49											



MODEL	DESCRIPTION	COM YRD.	COL SQ. FT.	PRICING B/COM	C	D/COL	E	F	G	L	M
<b>UPHOLSTERED / WOOD ARM SEATING</b>											
											
<b>EN9201UW</b>	CLUB CHAIR	6	120	\$1588	\$1663	\$1776	\$1926	\$2091	\$2271	\$2496	\$2721
DIMENSIONS: W 36.5 D 30 H 32 SW 23.5 SD 20.5 SH 18 AH 24.5 CARTONED WEIGHT 80 CUBIC FEET 21											
<b>EN9202UW</b>	TWO-SEAT	9	180	\$2413	\$2526	\$2695	\$2920	\$3167	\$3437	\$3775	\$4112
DIMENSIONS: W 60.25 D 30 H 32 SW 47.25 SD 20.5 SH 18 AH 24.5 CARTONED WEIGHT 130 CUBIC FEET 35											
<b>EN9203UW</b>	THREE-SEAT	12	240	\$3241	\$3391	\$3616	\$3916	\$4246	\$4606	\$5056	\$5506
DIMENSIONS: W 84 D 30 H 32 SW 70.75 SD 20.5 SH 18 AH 24.5 CARTONED WEIGHT 180 CUBIC FEET 49											

MODEL	DESCRIPTION	COM YRD.	COL SQ. FT.	PRICING B/COM	C	D/COL	E	F	G	L	M
<b>METAL / WOOD ARM SEATING</b>											
											
<b>EN9201W</b>	CLUB CHAIR	3	60	\$1181	\$1219	\$1275	\$1350	\$1433	\$1523	\$1635	\$1748
DIMENSIONS: W 36.5 D 30 H 32 SW 23.5 SD 20.5 SH 18 AH 24.5 CARTONED WEIGHT 64 CUBIC FEET 21											
<b>EN9202W</b>	TWO-SEAT	6	120	\$2008	\$2083	\$2196	\$2346	\$2511	\$2691	\$2916	\$3141
DIMENSIONS: W 60.25 D 30 H 32 SW 47.25 SD 20.5 SH 18 AH 24.5 CARTONED WEIGHT 114 CUBIC FEET 35											
<b>EN9203W</b>	THREE-SEAT	9	180	\$2835	\$2948	\$3117	\$3342	\$3589	\$3859	\$4197	\$4534
DIMENSIONS: W 84 D 30 H 32 SW 70.75 SD 20.5 SH 18 AH 24.5 CARTONED WEIGHT 164 CUBIC FEET 49											

# ENCORE MODULAR



MODEL	DESCRIPTION	COM YRD.	COL SQ. FT.	PRICING								
				B/COM	C	D/COL	E	F	G	L	M	

## MODULAR SINGLE SEAT UNITS



<b>EN9210</b>	ARMLESS	3	60	\$829	\$867	\$923	\$998	\$1081	\$1171	\$1283	\$1396
DIMENSIONS: W 23.5 D 29 H 32 SW 23.5 SD 20.5 SH 18 CARTONED WEIGHT 50 CUBIC FEET 14											



<b>EN9211</b>	ARMLESS 45° INSIDE SEAT	3.25	65	\$791	\$832	\$893	\$974	\$1064	\$1161	\$1283	\$1405
<b>EN9212</b>	ARMLESS 45° OUTSIDE SEAT	3.25	65	\$791	\$832	\$893	\$974	\$1064	\$1161	\$1283	\$1405
DIMENSIONS: W 26.5 D 29 H 32 SW 23.5 SD 20.5 SH 18 CARTONED WEIGHT 44 CUBIC FEET 14											



<b>EN9213</b>	ARMLESS 22.5° INSIDE SEAT	3.25	65	\$883	\$924	\$985	\$1066	\$1156	\$1253	\$1375	\$1497
<b>EN9214</b>	ARMLESS 22.5° OUTSIDE SEAT	3.25	65	\$883	\$924	\$985	\$1066	\$1156	\$1253	\$1375	\$1497
DIMENSIONS: W 26.5 D 29 H 32 SW 23.5 SD 20.5 SH 18 CARTONED WEIGHT 44 CUBIC FEET 14											



MODEL	DESCRIPTION	COM YRD.	COL SQ. FT.	PRICING B/COM	C	D/COL	E	F	G	L	M
-------	-------------	----------	-------------	---------------	---	-------	---	---	---	---	---

MODULAR BENCHES



<b>EN9710</b>	SQUARE SINGLE SEAT BENCH	2	40	\$538	\$563	\$601	\$651	\$706	\$766	\$841	\$916
DIMENSIONS: W 23.5 D 25.5 H 17 CARTONED WEIGHT 43 CUBIC FEET 8											



<b>EN9711</b>	45" SINGLE SEAT BENCH	2	40	\$561	\$586	\$624	\$674	\$729	\$789	\$864	\$939
DIMENSIONS: W 27 D 25.5 H 17 CARTONED WEIGHT 41 CUBIC FEET 8											



<b>EN9713</b>	22.5" SINGLE SEAT BENCH	2	40	\$602	\$627	\$665	\$715	\$770	\$830	\$905	\$980
DIMENSIONS: W 26.5 D 25.5 H 17 CARTONED WEIGHT 41 CUBIC FEET 8											

MODEL	DESCRIPTION	COM YRD.	COL SQ. FT.	PRICING B/COM	C	D/COL	E	F	G	L	M
-------	-------------	----------	-------------	---------------	---	-------	---	---	---	---	---



<b>EN45B</b>	45" BASE TABLE	1.625	33	\$644	\$665	\$695	\$736	\$781	\$829	\$890	\$951
DIMENSIONS: W 26.5 D 25.5 H 16 CARTONED WEIGHT 46 CUBIC FEET 8											



<b>EN22B</b>	22.5" BASE TABLE	1.625	33	\$662	\$683	\$713	\$754	\$799	\$847	\$908	\$969
DIMENSIONS: W 26.5 D 27 H 16 CARTONED WEIGHT 46 CUBIC FEET 8											



<b>EN90B</b>	SQUARE BASE TABLE	1.625	33	\$694	\$715	\$745	\$786	\$831	\$879	\$940	\$1001
DIMENSIONS: W 23.5 D 25.5 H 16 CARTONED WEIGHT 46 CUBIC FEET 8											

SEE PAGE 138 FOR PRODUCT OPTIONS AND ORDERING INFORMATION.

# ENCORE MODULAR



MODEL	DESCRIPTION	COM YRD.	COL SQ. FT.	PRICING		D/COL	E	F	G	L	M
				B/COM	C						

### FULLY UPHOLSTERED MODULAR ARMS



<b>EN9220U-L</b>	LEFT END ARM	1.625	33	\$329	\$350	\$380	\$421	\$466	\$514	\$575	\$636
<b>EN9220U-R</b>	RIGHT END ARM	1.625	33	\$329	\$350	\$380	\$421	\$466	\$514	\$575	\$636
<b>EN9221U-C</b>	CENTER ARM	1.625	33	\$329	\$350	\$380	\$421	\$466	\$514	\$575	\$636

DIMENSIONS: W|6 D|23 H|25.5 CARTONED WEIGHT|15 CUBIC FEET|3

### UPHOLSTERED/WOOD MODULAR ARMS



<b>EN9220UW-L</b>	LEFT END ARM	1.5	30	\$382	\$401	\$429	\$467	\$508	\$553	\$609	\$666
<b>EN9220UW-R</b>	RIGHT END ARM	1.5	30	\$382	\$401	\$429	\$467	\$508	\$553	\$609	\$666
<b>EN9221UW-C</b>	CENTER ARM	1.5	30	\$382	\$401	\$429	\$467	\$508	\$553	\$609	\$666

DIMENSIONS: W|7 D|23 H|24.5 CARTONED WEIGHT|15 CUBIC FEET|3

MODEL	DESCRIPTION	PRICING
-------	-------------	---------

### METAL/WOOD MODULAR ARM



<b>EN9220W</b>	LEFT OR RIGHT END ARM	\$171
----------------	-----------------------	-------

DIMENSIONS: W|7 D|23 H|24.5 CARTONED WEIGHT|7 CUBIC FEET|2

### ROTATING TABLET ARMS



<b>EN9230T-R</b>	ROTATING RIGHT TABLET ARM	\$187
------------------	---------------------------	-------

DIMENSIONS: W|13 D|13 H|24.5 CARTONED WEIGHT|5 CUBIC FEET|2



<b>EN9230T-L</b>	ROTATING LEFT TABLET ARM	\$187
------------------	--------------------------	-------

DIMENSIONS: W|13 D|13 H|24.5 CARTONED WEIGHT|5 CUBIC FEET|2

SEE PAGE 138 FOR PRODUCT OPTIONS AND ORDERING INFORMATION.



MODEL	DESCRIPTION	PRICING
-------	-------------	---------

WOOD MODULAR LINKING TABLES



<b>EN22</b>	22.5° INSIDE/OUTSIDE TABLE	\$492
DIMENSIONS: W 26 D 23.25 H 17 CARTONED WEIGHT 15 CUBIC FEET 3		



<b>EN45</b>	45° INSIDE/OUTSIDE TABLE	\$486
DIMENSIONS: W 25 D 22 H 17 CARTONED WEIGHT 15 CUBIC FEET 3		



<b>EN90</b>	SQUARE TABLE	\$503
DIMENSIONS: W 25 D 23.5 H 17 CARTONED WEIGHT 20 CUBIC FEET 2		



<b>EN90CT</b>	CORNER TABLE	\$633
DIMENSIONS: W 46.5 D 25 H 13.5 CARTONED WEIGHT 25 CUBIC FEET 4		

ENCORE



MODEL	DESCRIPTION	COM YRD.	COL SQ. FT.	PRICING B/COM	C	D/COL	E	F	G	L	M
-------	-------------	----------	-------------	---------------	---	-------	---	---	---	---	---

UPHOLSTERED TABLES



<b>EN2142B</b>	OVAL MAGAZINE TABLE	1.75	35	\$997	\$1019	\$1052	\$1096	\$1144	\$1197	\$1262	\$1328
DIMENSIONS: W 42.5 D 21.5 H 17		CARTONED WEIGHT 56		CUBIC FEET 10							



<b>EN36RB</b>	ROUND MAGAZINE TABLE	3	60	\$945	\$983	\$1039	\$1114	\$1197	\$1287	\$1399	\$1512
DIMENSIONS: W 36.5 D 36.5 H 17		CARTONED WEIGHT 75		CUBIC FEET 14							



<b>EN30RB</b>	ROUND MAGAZINE TABLE	2	40	\$923	\$948	\$986	\$1036	\$1091	\$1151	\$1226	\$1301
DIMENSIONS: W 30.5 D 30.5 H 17		CARTONED WEIGHT 58		CUBIC FEET 11							



<b>EN3030-17B</b>	SQUARE MAGAZINE TABLE	3	60	\$861	\$899	\$955	\$1030	\$1113	\$1203	\$1315	\$1428
DIMENSIONS: W 30.75 D 30.75 H 17		CARTONED WEIGHT 78		CUBIC FEET 11							



<b>EN2424-17B</b>	SQUARE MAGAZINE TABLE	2	40	\$784	\$809	\$847	\$897	\$952	\$1012	\$1087	\$1162
DIMENSIONS: W 24.75 D 24.75 H 17		CARTONED WEIGHT 58		CUBIC FEET 8							



<b>EN2424-22B</b>	SQUARE END TABLE	2.125	43	\$789	\$816	\$856	\$909	\$967	\$1031	\$1111	\$1191
DIMENSIONS: W 24.75 D 24.75 H 22		CARTONED WEIGHT 65		CUBIC FEET 10							

SEE PAGE 138 FOR PRODUCT OPTIONS AND ORDERING INFORMATION.



MODEL DESCRIPTION PRICING

WOOD/METAL TABLES



**EN3030-17** SQUARE MAGAZINE TABLE \$669  
 DIMENSIONS: W|30.75 D|30.75 H|17 CARTONED WEIGHT|25 CUBIC FEET|3



**EN2424-22** SQUARE END TABLE \$595  
 DIMENSIONS: W|24.75 D|24.75 H|22.25 CARTONED WEIGHT|20 CUBIC FEET|3



**EN2424-17** SQUARE MAGAZINE TABLE \$579  
 DIMENSIONS: W|24.75 D|24.75 H|17 CARTONED WEIGHT|20 CUBIC FEET|3



**EN2142** OVAL MAGAZINE TABLE \$810  
 DIMENSIONS: W|42.5 D|21.5 H|17 CARTONED WEIGHT|25 CUBIC FEET|3



**EN36R** ROUND MAGAZINE TABLE \$751  
 DIMENSIONS: W|36.5 D|36.5 H|17 CARTONED WEIGHT|28 CUBIC FEET|4



**EN30R** ROUND MAGAZINE TABLE \$732  
 DIMENSIONS: W|30.5 D|30.5 H|17 CARTONED WEIGHT|25 CUBIC FEET|3



**EN2448** RECTANGULAR MAGAZINE TABLE \$708  
 DIMENSIONS: W|48.5 D|24.5 H|17 CARTONED WEIGHT|30 CUBIC FEET|4



**EN3030-22** SQUARE END TABLE \$686  
 DIMENSIONS: W|30.75 D|30.75 H|22.25 CARTONED WEIGHT|25 CUBIC FEET|3

SEE PAGE 138 FOR PRODUCT OPTIONS AND ORDERING INFORMATION.

**SPECIFICATIONS FOR COMMUNITY  
ENCORE MODULAR LOUNGE COLLECTION  
MODELS: EN9210 - EN9211 - EN9212 - EN9213 - EN9214**

**Wood Species:** Kiln Dried Maple

**Construction:** Plywood construction with spiral grooved solid wood dowels, glue and screws. Some assembly required.

**Finish:** Each chair has an even coat of a no-wipe stain, followed by a coat of sealer. A light sanding is given and then oven dried for 30 minutes. Another coat of catalyzed sealer is applied and oven dried for another 30 minutes. Another light sanding process is performed to assure a smooth finish. Then the product is sprayed with a 45 sheen catalyzed lacquer and oven dried for an additional 30 minutes. Then there is a 30 minute cool down period before final inspection.

**Hardware:** Rubber cushion nickel plated glides are shipped separately. Pre-drilled legs for easy assembly.

**Upholstery:** Each seat consists of a 7 ½" thick high density polyurethane padding on the back and 8 ½" thick high density polyurethane padding on the seat. All upholstery materials pass the California Fire Retardant Code, Class 1, Commercial Standard 191-53, Technical Bulletin #117.

**Dimensions:**

	EN9210	EN9211	EN9212	EN9213	EN9214
Width	23.5"	26.5"	26.5"	26.5"	26.5"
Depth	29"	29"	29"	29"	29"
Height	32"	32"	32"	32"	32"
Seat Width	23.5"	23.5"	23.5"	23.5"	23.5"
Seat Depth	20.5"	20.5"	20.5"	20.5"	20.5"
Seat Height	18"	18"	18"	18"	18"

**SPECIFICATIONS FOR COMMUNITY  
ENCORE LOUNGE COLLECTION  
MODELS: EN9201U - EN9202U - EN9203U / EN9201T-R, T-L /  
EN9201UW - EN9202UW - EN9203UW / EN9201W - EN9202W - EN9203W**

**Wood Species:** Kiln Dried Maple

**Construction:** Plywood construction with spiral grooved solid wood dowels, glue and screws.  
Some assembly required.

**Finish:** Each chair has an even coat of a no-wipe stain, followed by a coat of sealer. A light sanding is given and then oven dried for 30 minutes. Another coat of catalyzed sealer is applied and oven dried for another 30 minutes. Another light sanding process is performed to assure a smooth finish. Then the product is sprayed with a 45 sheen catalyzed lacquer and oven dried for an additional 30 minutes. Then there is a 30 minute cool down period before final inspection.

**Hardware:** Rubber cushion nickel plated glides are shipped separately. Pre-drilled legs for easy assembly.

**Upholstery:** Each seat consists of a 7 ½" thick high density polyurethane padding on the back and 8 ½" thick high density polyurethane padding on the seat. All upholstery materials pass the California Fire Retardant Code, Class 1, Commercial Standard 191-53, Technical Bulletin #117.

**Dimensions:**

	EN9201U	EN9202U	EN9203U	EN9201T-R, T-L	EN9201UW, EN9201W	EN9202UW, EN9202W	EN9203UW, EN9203W
Width	35.5"	59.25"	83"	30.5"	36.5"	60.25"	84"
Depth	29"	29"	29"	29"	30"	30"	30"
Height	32"	32"	32"	32"	32"	32"	32"
Seat Width	23.5"	47.25"	70.75"	23.5"	23.5"	47.25"	70.75"
Seat Depth	20.5"	20.5"	20.5"	20.5"	20.5"	20.5"	20.5"
Seat Height	18"	18"	18"	18"	18"	18"	18"
Arm Height	26"	26"	26"	24.5"	24.5"	24.5"	24.5"

**SPECIFICATIONS FOR COMMUNITY  
ENCORE MODULAR ARM COLLECTION**  
**MODELS: EN9220U-R - EN9220U-L - EN9221U-C - EN9220UW-R -  
EN9220UW-L - EN9221UW-C - EN9220W**

**Wood Species:** Kiln Dried Maple

**Construction:** Plywood construction with spiral grooved solid wood dowels, glue and screws. Some assembly required.

**Finish:** Each chair has an even coat of a no-wipe stain, followed by a coat of sealer. A light sanding is given and then oven dried for 30 minutes. Another coat of catalyzed sealer is applied and oven dried for another 30 minutes. Another light sanding process is performed to assure a smooth finish. Then the product is sprayed with a 45 sheen catalyzed lacquer and oven dried for an additional 30 minutes. Then there is a 30 minute cool down period before final inspection.

**Upholstery:** Each seat consists of a 7 ½" thick high density polyurethane padding on the back and 8 ½" thick high density polyurethane padding on the seat. All upholstery materials pass the California Fire Retardant Code, Class 1, Commercial Standard 191-53, Technical Bulletin #117.

**Dimensions:**

	EN9220U-R,L	EN9221U-C	EN9220UW-R,L	EN9221UW-C	EN9220W
<b>Width</b>	6"	6"	7"	7"	7"
<b>Depth</b>	23"	23"	23"	23"	23"
<b>Height</b>	25.5"	25.5"	24.5"	24.5"	24.5"

**SPECIFICATIONS FOR COMMUNITY  
ENCORE LOUNGE TABLE COLLECTION  
MODELS: EN22 – EN45 – EN90 – EN90CT**

**Wood Species:** Maple Veneer

**Construction:** Each table top ships with legs unattached. Tops have four predrilled holes for easy assembly. Plates are welded to metal legs for added stability.

**Finish:** Each chair has an even coat of a no-wipe stain, followed by a coat of sealer. A light sanding is given and then oven dried for 30 minutes. Another coat of catalyzed sealer is applied and oven dried for another 30 minutes. Another light sanding process is performed to assure a smooth finish. Then the product is sprayed with a 45 sheen catalyzed lacquer and oven dried for an additional 30 minutes. Then there is a 30 minute cool down period before final inspection.

**Dimensions:**

	EN22	EN45	EN90	EN90CT
Width	26"	25"	25"	46.5"
Depth	23.25"	22"	23.5"	25"
Height	17"	17"	17"	13.5"

## WOOD/METAL FINISH OFFERING

### FINISHES ON OAK (STANDARD LAMINATE MATCH AVAILABLE FOR THESE FINISHES)



### FINISHES ON MAPLE/BEECH (STANDARD LAMINATE MATCH AVAILABLE FOR THESE FINISHES)



### METAL CHAIR FRAME FINISHES



## TERMS AND CONDITIONS

### WARRANTY

COMMUNITY WARRANTS TO THE ORIGINAL PURCHASER THAT EACH PIECE OF FURNITURE WILL BE FREE FROM DEFECTS IN WORKMANSHIP GIVEN NORMAL USE FOR FIVE YEARS. PRODUCTS USED IN MULTIPLE SHIFT APPLICATIONS INCLUDING BUT NOT LIMITED TO RESTAURANTS, CASINOS, NIGHTCLUBS, ETC. ARE WARRANTED FOR TWO YEARS. CASTERS ARE WARRANTED TO BE FREE FROM DEFECTS IN MATERIALS AND WORKMANSHIP FOR A PERIOD OF FIVE YEARS AND TEXTILES FOR TWO YEARS (WITH THE EXCEPTION OF COM/COL TEXTILES). COMMUNITY, AT ITS OPTION, WILL REPAIR OR REPLACE ANY DEFECTIVE FURNITURE WITHIN THE TERMS OF THE WARRANTY. THIS WARRANTY DOES NOT APPLY TO DAMAGE RESULTING FROM ACCIDENT, ALTERATION, OR MISUSE. GOODS OTHER THAN FURNITURE ARE SOLD BY COMMUNITY TO CUSTOMER WITHOUT WARRANTY.

### PRICING

ALL PRICES ARE LIST AND FOB FACTORY. THIS CATALOG SUPERSEDES ALL PRICES PREVIOUSLY QUOTED AND IS SUBJECT TO CHANGE. POSSESSION OF THIS PRICE LIST DOES NOT CONSTITUTE AN OFFER TO SELL. ORDERS CAN ONLY BE RECEIVED FROM AUTHORIZED COMMUNITY DEALERS.


### ACCEPTANCE, MODIFICATION, ASSIGNMENT

BY PLACING THIS ORDER FOR FURNITURE, MATERIAL OR OTHER PRODUCTS (SOMETIMES COLLECTIVELY REFERRED TO AS "GOODS"), CUSTOMER (AS IDENTIFIED ON THE REVERSE SIDE HEREOF OR THE INVOICE) AGREES TO THESE TERMS AND CONDITIONS WHICH SHALL PREVAIL OVER INCONSISTENT PROVISIONS IN ANY OTHER FORM OR DOCUMENT OF CUSTOMER. NO CHANGE OR MODIFICATION SHALL BE APPLICABLE UNLESS SET FORTH IN WRITING AND SIGNED BY COMPANY. NEITHER THIS ORDER NOR ANY INTEREST THEREIN SHALL BE ASSIGNED BY CUSTOMER EXCEPT WITH THE PRIOR WRITTEN CONSENT OF COMPANY.

### PAYMENT

CUSTOMER AGREES TO PAY DEPOSIT OR DOWN PAYMENT AS REQUIRED BY COMPANY. CUSTOMER AGREES TO PAY TO COMPANY THE AMOUNT INDICATED ON THE INVOICE, 1% 15 DAYS, NET 30 DAYS FROM DATE OF INVOICE (U.S. FUNDS ONLY), FOR GOODS ORDERED. INTEREST WILL BE CHARGED AFTER 30 DAYS FROM THE DATE OF INVOICE AT THE RATE OF ONE AND A HALF PERCENT (1.5%) PER MONTH. INTERNATIONAL SALES WILL REQUIRE ADDITIONAL PAYMENT ARRANGEMENTS. NO GOODS SHALL BE SOLD ON CONSIGNMENT OR CONDITIONAL SALES BASIS. PAYMENT FOR THE GOODS DELIVERED HEREUNDER SHALL CONSTITUTE ACCEPTANCE THEREOF.

### DELIVERY

THE SPECIFIC TERMS OF DELIVERY ARE AS STATED ON THE REVERSE SIDE HEREOF OR ON THE INVOICE. GOODS WHICH ARE DELIVERED IN ADVANCE OF SCHEDULE ARE DELIVERED AT THE RISK OF CUSTOMER. THE COMPANY IS NOT LIABLE FOR DELAYS OR FAILURE TO SHIP DUE TO FIRE, STRIKE, ACT OF GOD, THE PUBLIC ENEMY OR OTHER CAUSES BEYOND THE CONTROL OF THE COMPANY. SPECIAL REQUESTS INCLUDING, BUT NOT LIMITED TO, INSIDE DELIVERY, INSTALLATION, AND CALL BEFORE DELIVERY ARE NOT INCLUDED IN THE PRICE. ANY CHARGES ARISING FROM FAILURE TO MEET SHIPMENT, REROUTING WHILE IN TRANSIT, OR CARRIER STORAGE CHARGES ARE THE RESPONSIBILITY OF THE CUSTOMER. WITH RESPECT TO COMMUNITY, ALL SALES ARE F.O.B. FACTORY. COMMUNITY WILL SELECT THE CARRIER UNLESS OTHERWISE SPECIFIED ON THE ORDER. FREIGHT CHARGES FOR COMMUNITY SHIPMENTS WILL APPEAR ON COMMUNITY INVOICE OR FROM CARRIER IF SHIPMENT IS SENT FREIGHT COLLECT. CERTAIN CHAIRS FROM COMMUNITY ARE UPS SHIPPABLE AND ARE NOTED AS SUCH BY THE FOLLOWING SYMBOL: . THERE WILL BE A \$10 LIST PER CHAIR CHARGE FOR UPS PACKAGING. ANY ADDITIONAL COSTS INCURRED PACKAGING THE GOODS AS A RESULT OF REQUEST BY CUSTOMER WILL BE AT CUSTOMER'S COST. IF THE GOODS ARE NOT ACCOMPANIED BY A BILL OF LADING, COMPANY'S INVOICE SHALL BE CONCLUSIVE.

### CLAIMS

ALL SHIPMENTS ARE DELIVERED TO THE CARRIER IN GOOD CONDITION AND COMPANY'S LIABILITY CEASES AFTER ACCEPTANCE BY CARRIER. IF SHIPMENT ARRIVES SHORT OR DAMAGED, THE CUSTOMER MUST FILE A CLAIM IMMEDIATELY WITH THE CARRIER. IN THE EVENT OF CONCEALED DAMAGE, NOTIFY CARRIER AND REQUEST AN IMMEDIATE INSPECTION. KEEP ALL CARTONS AND PACKING MATERIAL. FAILURE TO FILE CLAIM WITHIN 15 DAYS AFTER RECEIPT OF GOODS CONSTITUTES ACCEPTANCE AND A WAIVER OF ANY SUCH CLAIMS.

### ATTORNEYS' FEES

CUSTOMER SHALL BE RESPONSIBLE FOR ALL EXPENSES AND COSTS IN CONNECTION WITH THE ENFORCEMENT BY COMPANY OF THESE TERMS AND CONDITIONS AND THE COSTS OF COLLECTION (INCLUDING THE FEES OF ANY COLLECTION AGENCIES TO WHOM THE CUSTOMER'S ACCOUNT MAY BE REFERRED), PLUS REASONABLE ATTORNEYS' FEES (WHICH ATTORNEYS' FEES SHALL NOT BE LESS THAN 25% OF THE AMOUNT DUE, UNLESS A LOWER AMOUNT IS SPECIFIED BY APPLICABLE LAW).

**DISCLAIMER OF WARRANTIES**

THE EXPRESS WARRANTIES BELOW ARE THE COMPANY'S SOLE WARRANTIES OF ITS GOODS, THERE ARE NO UNDERSTANDINGS, AGREEMENTS, REPRESENTATIONS, OR WARRANTIES, EXPRESS OR IMPLIED (INCLUDING ANY REGARDING THE MERCHANTABILITY OR FITNESS FOR A PARTICULAR PURPOSE), NOT SPECIFIED HEREIN, RESPECTING THE GOODS. EXCEPT FOR THOSE OBLIGATIONS OF THE COMPANY IDENTIFIED IN THESE TERMS AND CONDITIONS, ALL RISKS RELATED TO THE QUALITY AND PERFORMANCE OF THE GOODS AND RESPONSIBILITY FOR REPAIR OR SERVICE COSTS RESTS SOLELY ON THE CUSTOMER. COMPANY RESERVES THE RIGHT TO LIMIT THE APPLICABLE WARRANTY TO THE GOODS DEPENDING UPON THE DIVISION OR CATALOGUE THROUGH WHICH SAID GOODS WERE SOLD. SOME STATES DO NOT ALLOW LIMITATIONS ON IMPLIED WARRANTIES, LIMITATIONS ON HOW LONG AN IMPLIED WARRANTY LASTS, OR THE EXCLUSION OR LIMITATION OF INCIDENTAL OR CONSEQUENTIAL DAMAGES, SO THE ABOVE LIMITATIONS MAY NOT APPLY TO ALL CUSTOMERS. THIS WARRANTY GIVES THE CUSTOMER SPECIFIC LEGAL RIGHTS, AND EACH CUSTOMER MAY ALSO HAVE OTHER RIGHTS WHICH VARY FROM STATE TO STATE.

**CANCELLATION**

ALL CANCELLATIONS MUST BE MADE IN WRITING. ADMINISTRATIVE AND/OR LABOR CHARGES MAY BE INCURRED BY THE CUSTOMER DEPENDING UPON THE PRODUCTION STAGE OF THE ORDER. ORDERS SPECIFYING SPECIAL FINISH CANNOT BE CANCELLED ONCE FINISHING HAS BEGUN. CANCELLATIONS CANNOT BE ACCEPTED ONCE FINAL PRODUCTION HAS BEGUN.

**ORDER CHANGES**

ALL CHANGES TO AN ORDER MUST BE MADE IN WRITING AND ARE SUBJECT TO COMPANY'S ABILITY TO CONFORM. ADMINISTRATIVE AND/OR LABOR CHARGES MAY BE INCURRED BY THE CUSTOMER DEPENDING UPON THE PRODUCTION STAGE OF THE ORDER. ONCE FINAL PRODUCTION HAS BEGUN, NO CHANGES CAN BE ACCEPTED.

**REMEDIES**

THE REMEDIES HEREIN RESERVED SHALL BE CUMULATIVE AND ADDITIONAL TO ANY OTHER OR FURTHER REMEDIES PROVIDED IN LAW OR EQUITY. NO WAIVER OF A BREACH OF ANY PROVISION OF THESE TERMS AND CONDITIONS SHALL CONSTITUTE WAIVER OF ANY OTHER BREACH OR OF SUCH PROVISION.

**INSOLVENCY**

COMPANY MAY FORTHWITH CANCEL THIS ORDER IN THE EVENT OF THE HAPPENING OF ANY OF THE FOLLOWING OR ANY OTHER COMPARABLE EVENT: INSOLVENCY OF THE CUSTOMER, THE FILING OF A VOLUNTARY PETITION IN BANKRUPTCY, THE FILING OF ANY INVOLUNTARY PETITION TO HAVE CUSTOMER DECLARED BANKRUPT PROVIDED IT IS NOT VACATED WITHIN THIRTY (30) DAYS FROM THE DATE OF FILING, THE APPOINTMENT OF A RECEIVER OR TRUSTEE FOR CUSTOMER PROVIDED SUCH APPOINTMENT IS NOT VACATED WITHIN THIRTY (30) DAYS FROM THE DATE OF SUCH APPOINTMENT, OR THE EXECUTION BY CUSTOMER OF AN ASSIGNMENT FOR THE BENEFIT OF CREDITORS.

**LIMITED LIABILITY**

THE COMPANY SHALL NOT UNDER ANY CIRCUMSTANCES BE LIABLE TO THE CUSTOMER, OWNER OF THE GOODS OR ANY THIRD PARTY FOR SPECIAL, INDIRECT, INCIDENTAL, OR CONSEQUENTIAL DAMAGES, INCLUDING, WITHOUT LIMITATION, LOSS OF PROFITS OR REVENUES, LOSS OR DAMAGE TO OTHER PROPERTY OR EQUIPMENT, COST OF CAPITAL OR OF PURCHASED OR REPLACEMENT GOODS, OR EXPENSE, DELAY OR INCONVENIENCE CAUSED BY OR ARISING FROM THE PURCHASE, SALE, USE, REPAIR OR INABILITY TO USE THE GOODS OR BY ANY PERFORMANCE OR NON-PERFORMANCE UNDER, OR BREACH OF THESE TERMS AND CONDITIONS. THE COMPANY'S SOLE LIABILITY FOR ANY DEFECTIVE GOODS SHALL BE ITS REPAIR OR ITS REPLACEMENT PURSUANT TO THE EXPRESS WARRANTIES SET FORTH ABOVE, OR IF AMENDED, AS APPLICABLE AT THE TIME OF MANUFACTURE OR REPAIR OF THE GOODS. SOME STATES DO NOT ALLOW THE EXCLUSION OR LIMITATION OF INCIDENTAL OR CONSEQUENTIAL DAMAGES, SO THE ABOVE LIMITATIONS OR EXCLUSION MAY NOT APPLY TO ALL CUSTOMERS. ANY ACTION RESULTING FROM ANY BREACH ON THE PART OF COMPANY AS TO THE GOODS OR SERVICES DELIVERED HEREUNDER MUST BE COMMENCED WITHIN ONE YEAR AFTER THE CAUSE OF ACTION HAS OCCURRED.

**SECURITY AGREEMENT**

THE COMPANY MAY REQUIRE AND CUSTOMER SHALL GRANT A SECURITY INTEREST IN GOODS SOLD PURSUANT TO ANY CREDIT THE COMPANY MAY EXTEND TO THE CUSTOMER.

## TERMS AND CONDITIONS

### ALLOWANCES

REASONABLE TOUCH-UP AND DELUXING IS THE DEALER'S RESPONSIBILITY. THE COMPANY WILL NOT MAKE ALLOWANCES FOR TRIP OR DELIVERY CHARGES, BUT WILL ONLY MAKE ALLOWANCE FOR ACTUAL WORK PERFORMED TO CORRECT MANUFACTURING DEFECTS. ALLOWANCES MAY BE AUTHORIZED ONLY BY A COMPANY OFFICER.

### REPAIRS

INSPECTION OF GOODS UPON ARRIVAL IS MANDATORY AND ALL DEFECTS MUST BE CALLED TO THE COMPANY'S ATTENTION UPON ARRIVAL AT THE CUSTOMER'S "SHIP TO" DESTINATION. IT IS THE RESPONSIBILITY OF THE FIELD SALES REPRESENTATIVES TO INSPECT ANY DEFECTIVE MERCHANDISE AND MAKE SUGGESTIONS AND RECOMMENDATIONS AS TO THE PROPER DISPOSITION. FIELD PERSONNEL CANNOT OBLIGATE OR BIND THE COMPANY BY DEFINITE AGREEMENT, WITHOUT FINAL AUTHORIZATION BY A COMPANY OFFICER. COMPANY WILL NOT ACCEPT AUTOMATIC CHARGE BACKS WHICH DO NOT HAVE PRIOR AUTHORIZATION. TO INITIATE ANY TYPE OF CLAIM OR REQUEST FOR PARTS, IT IS IMPERATIVE TO HAVE THE MODEL NUMBER OR FABRIC NUMBER, WHICH MAY BE LOCATED ON THE TAG ATTACHED TO THE FRAME OF THE UNIT.

### RETURNS

RETURNS WILL BE ACCEPTED ON ANY STANDARD CATALOG MODEL WOOD AND METAL FINISHED GOODS WITH A 45% RESTOCKING FEE. UPHOLSTERED GOODS NOT INCLUDED. ANY OTHER RETURN INQUIRIES MUST BE MADE IN WRITING TO YOUR CUSTOMER SERVICE REPRESENTATIVE.

### REPLACEMENT PARTS

PRICES FOR REPLACEMENT PARTS CAN BE OBTAINED BY CALLING OUR CUSTOMER SERVICE DEPARTMENT. PLEASE HAVE THE MODEL NUMBER AVAILABLE WHEN ORDERING REPLACEMENT PARTS.

### GOVERNING LAW

ALL DISPUTES BETWEEN THE PARTIES, WHETHER OR NOT ARISING OUT OF THESE TERMS AND CONDITIONS, WILL BE GOVERNED BY THE LAWS OF THE STATE OF INDIANA. CUSTOMER AGREES TO SUBMIT TO THE JURISDICTION OF AND AGREES ALL LAWSUITS RELATING TO ANY DISPUTES BETWEEN THE CUSTOMER AND THE COMPANY WILL BE BROUGHT ONLY IN A STATE COURT LOCATED IN DUBOIS COUNTY, INDIANA OR THE UNITED STATES DISTRICT COURT FOR THE SOUTHERN DISTRICT OF INDIANA. THE CUSTOMER HEREBY WAIVES THE RIGHT TO A TRIAL BY JURY IN ANY ACTION, PROCEEDING, CLAIM, OR COUNTERCLAIM WHETHER IN CONTRACT OR TORT, AT LAW OR IN EQUITY, ARISING OUT OF OR RELATING IN ANY WAY TO THESE TERMS AND CONDITIONS AND ALL OTHER DISPUTES BETWEEN THE PARTIES.

### MITIGATION

IF THE COMPANY REPOSSESSES THE GOODS PRIOR TO PAYMENT BY THE CUSTOMER OF ALL AMOUNTS DUE HEREUNDER, THE COMPANY MAY SELL THE GOODS, AS IS, WHERE IS, FREE AND CLEAR OF ALL RIGHTS OF THE CUSTOMER AT EITHER PUBLIC OR PRIVATE SALE, AND APPLY THE NET PROCEEDS (AFTER DEDUCTING EXPENSES OF REPOSSESSION AND SALE) TO THE OBLIGATION OF CUSTOMER HEREUNDER. THE CUSTOMER SHALL REMAIN LIABLE FOR ANY DEFICIENCY. THE COMPANY MAY DISPOSE OF THE GOODS IN ANY COMMERCIALY REASONABLE PLACE AND MANNER AND THE CUSTOMER WAIVES ANY NOTICE OF TIME, PLACE AND MANNER OF SALE.

### INTEGRATION

THIS ORDER FOR GOODS, INCLUDING THESE TERMS AND CONDITIONS, ALONG WITH ANY CREDIT APPLICATION, INVOICE, STATEMENT, DEALER CONTRACT, ACKNOWLEDGEMENT, BILL OF LADING (AND ANY EXHIBITS, ADDENDA OR AMENDMENTS THERETO) OF WHICH THIS ORDER MAY BE A PART, CONSTITUTES THE SOLE AND COMPLETE AGREEMENT BETWEEN THE COMPANY AND THE CUSTOMER WITH RESPECT TO THE PURCHASE OF THE GOODS.

### DIMENSIONS, SPECIFICATIONS AND FINISHES

ALL DIMENSIONS ARE APPROXIMATE AND MAY VARY DUE TO THE UPHOLSTERY TECHNIQUE OF EACH CRAFTSMAN. IF EXACT DIMENSIONS ARE REQUIRED, IT IS NECESSARY FOR THE CUSTOMER TO STATE SUCH SPECIFICATIONS WITH THE ORDER. DETAILED SPECIFICATION SHEETS ARE AVAILABLE FOR EACH SERIES OF GOODS, AND CUSTOMER SHOULD CONSULT THE COMPANY'S CUSTOMER SERVICE DEPARTMENT FOR THESE SPECIFICATION SHEETS. COMPANY RESERVES THE RIGHT TO MAKE CHANGES IN DIMENSIONS, STYLE, OR SPECIFICATIONS IF COMPANY BELIEVES THESE CHANGES WILL IMPROVE THE GOODS' QUALITY OR APPEARANCE. COMPANY RESERVES THE RIGHT TO SUBSTITUTE HARDWOODS DUE TO AVAILABILITY AT PRODUCTION. DUE TO THE NATURAL CHARACTERISTICS OF WOOD, ENVIRONMENTAL EFFECTS, AND MATERIAL UPGRADES, THE COMPANY CANNOT GUARANTEE EXACT FINISH MATCHES ON EXISTING GOODS PREVIOUSLY ORDERED FROM COMPANY. IF AN EXACT MATCH TO CUSTOMER'S EXISTING GOODS ARE REQUIRED, IT MUST BE SPECIFIED SO THAT THE PROPER PROCEDURES CAN BE FOLLOWED TO ENSURE AN ACCEPTABLE FINISH. COMPANY WILL ACCEPT NO LIABILITY FOR THE FINISH IF THIS PROCEDURE IS NOT FOLLOWED. COMPANY RESERVES THE RIGHT TO MAKE CHANGES IN A FINISH FORMULA IF COMPANY BELIEVES THE CHANGE WILL IMPROVE THE QUALITY OR APPEARANCE OF COMPANY'S GOODS.

## ACKNOWLEDGEMENT

ALL ORDERS WILL BE ACKNOWLEDGED PROMPTLY, SHOWING HOW THE ORDER WAS ENTERED, THE APPROXIMATE SHIPPING TIME AND OTHER PERTINENT INFORMATION. IT IS THE CUSTOMER'S OBLIGATION TO EXAMINE THIS ACKNOWLEDGEMENT CAREFULLY AND NOTIFY COMPANY IMMEDIATELY OF ANY DISCREPANCIES. EVERY REASONABLE EFFORT IS MADE TO SHIP AS ACKNOWLEDGED, HOWEVER, THE ACKNOWLEDGED SHIP DATE IS APPROXIMATE. COMPANY WILL GENERALLY SHIP WITHIN FIVE (5) WORKING DAYS OF THE ACKNOWLEDGED SHIP DATE. IF A FIRM SHIP DATE IS NECESSARY, CUSTOMER MUST INFORM COMPANY AT TIME OF ORDER AND COMPANY WILL MAKE ALL REASONABLE EFFORTS TO MEET EACH CUSTOMER'S REQUEST. ACKNOWLEDGED SHIPPING DATES ARE CONTINGENT UPON THE FORCE MAJEURE CONDITIONS CONTAINED IN THESE TERMS AND CONDITIONS.

## COMPANY'S PERFORMANCE OF ITS OBLIGATIONS

THE PRODUCTION AND DELIVERY OF THE GOODS TO THE EXTENT DELAYED OR HINDERED OR PREVENTED FROM THE PERFORMANCE BY REASON OF NATURAL DISASTERS, ACTS OF GOD, STRIKES, LOCKOUTS, LABOR TROUBLES, INABILITY TO PROCURE MATERIALS, CASUALTIES, FAILURE OF POWER, RESTRICTIVE GOVERNMENTAL LAWS OR REGULATIONS, RIOTS, INSURRECTION, ACTS OF TERRORISM, WAR OR OTHER REASON OF A LIKE NATURE NOT THE FAULT OF THE COMPANY SHALL EXCUSE, FOR THE PERIOD OF THE DELAY, THE COMPANY'S PERFORMANCE AND THE PERIOD FOR THE PERFORMANCE SHALL BE EXTENDED FOR A PERIOD EQUIVALENT TO THE PERIOD OF SUCH DELAY.

## CARE AND MAINTENANCE

TO MAINTAIN YOUR COMMUNITY PRODUCT FOR YEARS OF USE, PLEASE FOLLOW THESE CARE GUIDELINES: **WOOD FINISHES:** DURING THE FIRST YEAR, COAT WOOD WITH A HARD WAX PASTE EVERY 3 TO 4 MONTHS. AFTER FIRST YEAR, APPLICATIONS CAN BE LESS FREQUENT. TO CLEAN, USE A LIQUID WAX POLISH. DO NOT USE HOUSEHOLD ABRASIVE SOLVENTS. TO REPAIR SCRATCHES, USE A WAX REPAIR STICK. SURFACE WATER SPILLS SHOULD BE WIPED UP IMMEDIATELY. **METAL FINISHES:** WIPE SMOOTH POWDERCOAT FINISHES AND TEXTURED METALS WITH A DAMP CLOTH. FOR STUBBORN STAINS AND GREASE MARKS, USE SOAP AND WATER. BRUSH TEXTURED METALS WITH A SOFT DRY BRUSH TO REMOVE DIRT. **TEXTILES:** CLEANABILITY WILL VARY BASED ON FABRIC TYPE. FOR BEST RESULTS, A PROFESSIONAL SERVICE IS RECOMMENDED. DIRT AND CRUMBS MAY BE GENTLY BRUSHED OR VACUUMED OFF. SPILL SHOULD BE WIPED UP IMMEDIATELY WITH A CLOTH. IF UPHOLSTERY HAS BEEN PROTECTED WITH SCOTCH-GARD OR ZEPHEL, THE COATING SHOULD REAPPLIED YEARLY. VINYL TEXTILES CAN BE CLEANED WITH WARM SOAPY WATER AND THEN WIPED DOWN WITH A WARM DAMP CLOTH. **LAMINATE FINISHES:** APPLY A SELF-CLEANING WAX. TO REMOVE STAINS, WIPE SURFACE WITH A DAMP CLOTH USING SOAP WATER. REMOVE STUBBORN STAINS WITH A BAKING SODA PASTE, LEAVING ON FOR ONE MINUTE AND THEN BLOTTING AWAY. DO NOT USE ABRASIVE CLEANERS. ACID BASED SPILLED PRODUCTS SHOULD BE IMMEDIATELY WIPED UP AND THEN RINSED WITH WARM WATER.

## QS 10 DAY QUICKSHIP PROGRAM

COMMUNITY OFFERS A 10 DAY QUICKSHIP PROGRAM FOR FAST PACED PROJECTS. ALL QUICKSHIP PRODUCTS ARE READY TO SHIP IN 10 BUSINESS DAYS. QUICKSHIP PROGRAM PRODUCTS MUST BE PURCHASED FROM AN AUTHORIZED QUICKSHIP DEALER. QUICKSHIP IS AVAILABLE ON ALL FEDERAL, STATE, AND LOCAL GOVERNMENT CONTRACTS. ITEMS AVAILABLE ON THE PROGRAM ARE ONLY AVAILABLE IN NATURAL OAK ON OAK FINISH. MODELS INCLUDED ARE MARKED WITH **QS** THROUGHOUT THIS CATALOG. FOR EASY REFERENCE REFER TO THESE PRODUCT PAGES FOR QUICKSHIP MODELS.

ADDISON	37
AMERICANA	39
CLASS ACT	52-53
LINCOLN LIBRARY TABLES	176
STOCKTON SCIENCE TABLES	210



## GSA CONTRACT PROGRAM

COMMUNITY OFFERS A VARIETY OF PRODUCTS ON GSA CONTRACT NUMBER GS-28F-0030U. PLEASE CONSULT THE JASPER GROUP GSA SUPPLEMENT CATALOG THAT INCLUDES AVAILABLE GSA COMMUNITY PRODUCTS WITH GSA TERMS AND PRICING.

## ORDERING INFORMATION

### ORDERS

PLEASE REFERENCE THE "TO ORDER SPECIFY" LISTED BELOW WHEN WRITING YOUR ORDER. PLEASE INDICATE SHIP TO ADDRESS IF DIFFERENT FROM BILL TO ADDRESS. ALL ORDERS SHOULD BE MAILED OR FAXED TO:

COMMUNITY  
P.O. BOX 231  
JASPER, INDIANA 47547-0231  
FAX 812-482-1548

### TERMS

1% 15 NET 30



#### TO ORDER WOOD CHAIRS, BENCHES, AND LOUNGE SEATING, SPECIFY:

1. MODEL NUMBER
2. FINISH
3. WOOD SPECIES (IF MORE THAN ONE)
4. FABRIC PATTERN NAME, COLOR AND NUMBER (IF APPLICABLE)
5. OPTIONS (IF APPLICABLE)



#### TO ORDER METAL CHAIRS, SPECIFY:

1. MODEL NUMBER
2. METAL FINISH
3. FABRIC PATTERN NAME, COLOR AND NUMBER (IF APPLICABLE)
4. WOOD FINISH (IF APPLICABLE)
5. OPTIONS (IF APPLICABLE)



#### TO ORDER WOOD LOUNGE AND WOOD TABLES, SPECIFY:

1. MODEL NUMBER
2. EDGE DESIGNATOR
3. WOOD OR LAMINATE TOP
4. WOOD SPECIES (IF APPLICABLE)
5. FINISH
6. COLOR LAMINATE TOP (IF APPLICABLE, ADD \$129 LIST)



#### TO ORDER MENU TABLE TOPS, SPECIFY:

1. MODEL NUMBER
2. EDGE DESIGNATOR
3. LAMINATE PATTERN, COLOR AND NUMBER
4. FOR EDGE H, I OR J, SPECIFY O FOR OAK, M FOR MAPLE AND FINISH

#### TO ORDER MENU TABLE BASES, SPECIFY:

1. MODEL NUMBER
2. WOOD FINISH (IF APPLICABLE)



#### TO ORDER SCHOOL CASEGOODS, SPECIFY:

1. MODEL NUMBER
2. FINISH

## CUSTOM OPTIONS

### WOOD AND METAL LASER CUT BACKS

MANY OF OUR SEATING MODELS ARE AVAILABLE WITH CUSTOM WOOD ENGRAVING OR LASER CUT BACKS. UNIVERSITY SEALS, LOGOS, UNIQUE DESIGNS, OR ANY TYPE OF GRAPHIC CAN BE DESIGNED INTO THE SEATING BACK FOR A CUSTOM CREATION. CONSULT COMMUNITY CUSTOMER SERVICE FOR PRICING AND ARTWORK SPECIFICATIONS.



#### WOOD LASER ENGRAVING GENERAL PRICING

\* MUST ORDER PLAIN BACK WHEN CHOOSING THIS OPTION

\$35 LIST PER CHAIR

\$65 LIST PER CHAIR

CALL FOR PRICING

FOR ARTWORK 4" X 4" OR LESS

FOR ARTWORK LARGER THAN 4" X 4"

FOR ARTWORK LARGER THAN 6" X 6"

FOR ORDERS FEWER THAN 50 PIECES, ADD \$100 LIST PER DESIGN, PER ORDER. THIS PRICING REFLECTS ETCHING (LEAVING THE WOOD DARK). IF ADDITIONAL PAINTED COLORS ARE ADDED TO ARTWORK PLEASE CALL CUSTOMER SERVICE FOR PRICING.



LEATHER ENGRAVING ALSO AVAILABLE. PLEASE CALL CUSTOMER SERVICE FOR PRICING AND SAMPLES.



#### METAL LASER CUTOUT GENERAL PRICING

\* MUST ORDER PLAIN BACK WHEN CHOOSING THIS OPTION

\$11 LIST PER CHAIR PLUS \$155 LIST SETUP FEE

FOR ORDERS FEWER THAN 50 PIECES, ADD \$100 LIST PER ORDER.



#### WOOD LASER CUTOUT GENERAL PRICING

\* MUST ORDER PLAIN BACK WHEN CHOOSING THIS OPTION

\$35 LIST PER CHAIR

\$65 LIST PER CHAIR

CALL FOR PRICING

FOR ARTWORK 4" X 4" OR LESS

FOR ARTWORK LARGER THAN 4" X 4"

FOR ARTWORK LARGER THAN 6" X 6"

FOR ORDERS FEWER THAN 50 PIECES, ADD \$100 LIST PER DESIGN, PER ORDER.

CUSTOM BACK CUTOUTS AVAILABLE. ONE-TIME SET UP FEE \$65 LIST FOR BASIC DESIGN.



## CUSTOM OPTIONS

### MODIFICATIONS

COMMUNITY WILLINGLY ACCEPTS CUSTOMER MODIFICATIONS TO STANDARD PRODUCTS. PLEASE CALL THE CUSTOMER SERVICE DEPARTMENT AT 800-622-5661 FOR SPECIAL QUOTES AND PRODUCT LEAD TIMES.



#### LEG PROTECTORS

CLEAR PLASTIC LEG PROTECTOR SLEEVE AVAILABLE. ADD \$11 LIST FOR SET OF 4 PER CHAIR. RECOMMENDED FOR THE FOLLOWING SERIES:

ACCOLADE  
ALDEN  
AMERICANA  
AMERICANA II  
AVALON  
BOSTON  
BROCKTON  
HANOVER  
MELROSE  
MILESTONE  
MURPHY  
NELSON  
STERLING  
SUTTON

#### GLIDES

METAL GLIDES STANDARD. RUBBER CUSHION NYLON GLIDES FOR WOOD OR TILE FLOORS ARE AVAILABLE UPON REQUEST AT TIME OF ORDER WITH NO UPCHARGE. ADDITIONAL NYLON AND METAL GLIDES SOLD SEPARATELY FOR POST ORDER FIELD INSTALLATION. ADD \$3 LIST FOR SET OF FOUR.

#### CASTERS

CASTERS MAY BE SPECIFIED AS AN OPTION ON **SOME** COMMUNITY CHAIR MODELS. PLEASE CONTACT CUSTOMER SERVICE FOR CASTER/CHAIR COMPATIBILITY. ADD \$75 LIST PER CHAIR FOR 4 CASTERS OR \$37 LIST FOR FRONT LEG CASTERS.

#### SELF-CENTERING PLATE

SELF-CENTERING SWIVEL PLATE MECHANISM AVAILABLE ON SWIVEL STOOLS UPON REQUEST. NO UPCHARGE.



#### LINKING BRACKET

OPTIONAL LINKING BRACKET AVAILABLE. SPECIFY AS AN OPTION WHEN ORDERING. ADD \$20 LIST PER CHAIR.

## FINISH INFORMATION

### NATURAL WOOD FINISHES

EVERY TREE HAS UNIQUE AND DEFINING CHARACTERISTICS, SIMILAR TO FINGERPRINTS. THESE CHARACTERISTICS INCLUDE DIFFERENCES IN COLOR, GRAIN CONFIGURATIONS, AND TEXTURE. WHEN SPECIFYING NATURAL OR LIGHT FINISHES, THESE NATURAL MARKINGS ARE NOT MASKED AND ARE EASILY DETECTED. WITH THIS IN MIND, WE HOPE YOU ENJOY AND APPRECIATE THE BEAUTY OF EACH TREE'S FINGERPRINTS.

DUE TO THE NATURAL CHARACTERISTICS OF WOOD, ENVIRONMENTAL EFFECTS, AND MATERIAL UPGRADES, WE CANNOT GUARANTEE EXACT FINISH MATCHES ON EXISTING FURNITURE PREVIOUSLY ORDERED FROM COMMUNITY. IF AN EXACT MATCH TO EXISTING FURNITURE IS REQUIRED, IT MUST BE SPECIFIED SO THAT THE PROPER PROCEDURES CAN BE FOLLOWED TO ENSURE AN ACCEPTABLE FINISH. COMMUNITY WILL ACCEPT NO LIABILITY FOR THE FINISH IF THIS PROCEDURE IS NOT FOLLOWED.

WE RESERVE THE RIGHT TO MAKE CHANGES IN A FINISH FORMULA IF WE BELIEVE THE CHANGE WILL IMPROVE THE QUALITY OR APPEARANCE OF OUR FURNITURE.

WOOD FINISHES ARE REPRESENTED IN THE WOOD FINISH SWATCH SECTION ON PAGE 215. FOR INDIVIDUAL SAMPLES OF THE OAK, MAPLE OR COLOR STAIN OPTIONS, CONTACT COMMUNITY CUSTOMER SERVICE.

### FINISH OPTIONS

SEE PAGE 215 FOR A COLOR REFERENCE SAMPLE OF ALL FINISHES.

#### ON OAK

NOO	NATURAL OAK
GOO	GOLDEN OAK
MOO	MEDIUM OAK
MCO	MEDIUM CHERRY
LCO	LIGHT CHERRY
MWO	MEDIUM WALNUT
MMO	MEDIUM MAHOGANY
DMO	DARK MAHOGANY
EBO	EBONY COLOR STAIN
EMO	EMERALD COLOR STAIN
GRO	GRAPE COLOR STAIN
LEO	LEMON COLOR STAIN
RUO	RUBY COLOR STAIN
SKO	SKY COLOR STAIN

#### ON MAPLE/BEECH

NMM	NATURAL MAPLE
AMM	AMBER MAPLE
MCM	MEDIUM CHERRY
LCM	LIGHT CHERRY
MWM	MEDIUM WALNUT
MMM	MEDIUM MAHOGANY
DMM	DARK MAHOGANY
EBM	EBONY COLOR STAIN
EMM	EMERALD COLOR STAIN
GRM	GRAPE COLOR STAIN
LEM	LEMON COLOR STAIN
RUM	RUBY COLOR STAIN
SKM	SKY COLOR STAIN

### SPECIAL FINISHES

ADD A CHARGE OF \$226 LIST PER ORDER FOR ANY NON-STANDARD WOOD FINISH. COMMUNITY RESERVES THE RIGHT TO DECLINE ANY REQUEST FOR A CUSTOM FINISH IF WE FEEL THAT WE WILL BE UNABLE TO MATCH IT DUE TO LIMITATIONS OF THE WOOD SPECIES OR OF THE SAMPLE PROVIDED TO US. BECAUSE OF THE NATURAL VARIATIONS OF WOOD, MINOR DIFFERENCES IN COLOR MAY OCCUR.

## FABRIC INFORMATION

### STANDARD TEXTILE OFFERING

OUR STANDARD TEXTILE OFFERING IS LOCATED ON PAGE 216-226 OF THIS CATALOG.

### ADDITIONAL TEXTILE PROGRAMS

IN ADDITION TO OUR STANDARD OFFERING, THE ENTIRE MAHARAM, MOMENTUM, CF STINSON, MAYER FABRICS, AND ARCCOM COLLECTIONS ARE AVAILABLE. PLEASE SPECIFY IF COMMUNITY IS TO ORDER THE FABRIC. SAMPLES ARE AVAILABLE. CONTACT COMMUNITY CUSTOMER SERVICE. ALL RESTRICTIONS APPLY.

### COM/COL TEXTILES

COM PRICING IS THE SAME AS GRADE B PRICING. COL PRICING IS THE SAME AS GRADE D PRICING. ALL YARDAGE REQUIREMENTS LISTED IN THE PRICE LIST ARE BASED UPON 54" PLAIN MATERIAL. ADDITIONAL YARDAGE WILL BE REQUIRED FOR REPEATS OR FABRIC LESS THAN 54" WIDE. THE FABRIC TABLE BELOW WILL GIVE YOU APPROXIMATE ADDITIONAL YARDAGE REQUIREMENTS. ALL STRIPES WILL BE APPLIED VERTICALLY UNLESS SPECIFIED OTHERWISE. PATTERNED FABRICS WILL BE APPLIED AT OUR DISCRETION UNLESS SPECIAL INSTRUCTIONS ARE INCLUDED WITH THE ORDER. THE COM/COL YARDAGE REQUIREMENT LISTED IS FOR ONE CHAIR. YARDAGE REQUIREMENTS MAY BE REDUCED WHEN ORDERING MULTIPLE QUANTITIES. PLEASE CALL COMMUNITY CUSTOMER SERVICE FOR YARDAGE REQUIREMENTS ON MULTIPLE QUANTITIES. WE CANNOT ASSUME RESPONSIBILITY FOR THE RECEIPT OF DEFECTIVE COM/COL OR FOR THE TAILORING QUALITY OF SOME FABRIC. SOME FABRICS, DUE TO THEIR BULKINESS OR THINNESS MAY NOT TAILOR WELL

FABRIC WIDTH	PLAIN FABRIC	NAPPED FABRIC	2-10" REPEAT	11-19" REPEAT	20-25" REPEAT	26-30" REPEAT
54"	0%	15%	15%	20%	25%	30%
51-53"	15	25	25	30	35	40
48-50"	30	35	40	45	50	55
45-47"	45	50	55	60	65	70
36-44"	60	65	70	75	80	85

### ALL COM/COL ORDERS MUST INCLUDE THE FOLLOWING INFORMATION:

1. SUPPLIER'S NAME, FABRIC NAME AND COLOR
2. SAMPLE OF THE FABRIC ATTACHED TO THE ORDER
3. MODEL NUMBER OF THE ITEM ON WHICH FABRIC IS TO BE APPLIED
4. SPECIAL APPLICATION INSTRUCTIONS (ALL STRIPES WILL BE APPLIED VERTICALLY UNLESS SPECIFIED)

### SHIP PREPAID COM/COL MATERIAL TO:

COMMUNITY  
 ATTN: UPHOLSTERY COM/COL  
 932 MILL STREET  
 JASPER, INDIANA 47546


### LABEL COM/COL WITH THE FOLLOWING:

1. DEALER NAME AND PURCHASE ORDER NUMBER
2. FABRIC PATTERN NAME AND COLOR


### APPLICATION OF COM FABRIC

COM FABRIC IS CUT UP THE ROLL UNLESS OTHERWISE SPECIFIED BY CUSTOMER.

UP THE ROLL (STANDARD)



RAILROADED



## FABRIC INFORMATION

### CUT YARDAGE

COMMUNITY CAN ORDER TEXTILE CUT YARDAGE FROM MANY TEXTILE COMPANIES. REFER TO THE FOLLOWING TABLE FOR PRICES. PRICING FOR ORDERS WITH TEXTILES \$84 PER YARD OR UNDER ONLY. FOR PRICING ON TEXTILES OVER \$84, PLEASE CONTACT CUSTOMER SERVICE.

FABRIC GRADE	B	C	D	E	F	G	L	M
LIST PRICE/YARD	\$30	\$46	\$70	\$103	\$139	\$178	\$226	\$275
LEATHER GRADE	L							
LIST PRICE/SQUARE FOOT	\$14							

### FIRE RETARDENCY

ALL COMMUNITY PRODUCTS ARE MANUFACTURED TO COMPLY WITH CALIFORNIA BUREAU OF HOME FURNISHINGS TECHNICAL BULLETIN 117 AS A MINIMUM STANDARD. COMPLIANCE WITH MORE STRINGENT CODES REQUIRES SPECIAL MANUFACTURING CONSIDERATIONS AND UPCHARGES.

### CALIFORNIA TECHNICAL BULLETIN 133

COMMUNITY USES A BARRIER MATERIAL BETWEEN THE FOAM CUSHIONING AND THE UPHOLSTERY COVER IN ORDER TO COMPLY WITH CALIFORNIA TB 133. THE STANDARD UPCHARGE ON PRODUCTS SPECIFIED TO COMPLY WITH TB 133 IS \$42 LIST PER YARD OF FABRIC. SOME PRODUCT DESIGNS AND FABRICS CANNOT BE COMBINED TO COMPLY WITH CALIFORNIA TB 133. BECAUSE OF THIS, WE RESERVE THE RIGHT TO REJECT ANY REQUEST FOR AN UPHOLSTERY COVER, INCLUDING COM, OR PRODUCT STYLE THAT WE FEEL MAY COMPROMISE THE INTEGRITY OR SAFETY OF A PRODUCT SPECIFIED TO COMPLY WITH TB 133. COMMUNITY HAS TESTED REPRESENTATIVE STYLES FOR COMPLIANCE OF CALIFORNIA TB 133. IF YOU REQUIRE LABORATORY CERTIFICATION THAT A SPECIFIC PRODUCT AND UPHOLSTERY COMBINATION WILL PASS TB 133, THE FOL-  
LOWING CHARGES WILL APPLY: TESTING, VIDEO, AND TRANSPORTATION CHARGES, \$412 NET PLUS COST OF SAMPLE (ALLOW AN ADDITIONAL SIX WEEKS OVER THE STANDARD LEAD TIME FOR TESTING. FOR PRODUCTS NOT REQUIRING CERTIFICATION, OUR STANDARD LEAD TIME WILL APPLY).