

## Terms and Conditions

### Casegoods Warranty

JSI warrants to the original purchaser that each piece of furniture will be free from defects in workmanship given normal use for a period of 12 years of single shift service. Drawer suspensions carry a lifetime warranty. JSI will, at its option, repair or replace any defective merchandise within the terms of the warranty.

JSI makes no expressed or implied warranties as to any product and, in particular, makes no warranty of merchantability or of fitness for any particular purpose.

#### This warranty does not cover:

- Natural variations in color, grain, or texture of wood and covering materials over which JSI has no control.
- Damage caused by an installation or transportation company.
- Damage created by loading file drawers with anything other than hanging folders.
- Any accident, user modifications, misuse or product neglect.

### Natural Variations In Wood

Every tree has unique and defining characteristics, like fingerprints. These characteristics include differences in color, grain configurations and texture. When specifying natural or light finishes, these natural markings are not masked and are easily detected. Maple and cherry species have a high degree or uneven distribution of grain. With this in mind, we hope you enjoy and appreciate the beauty of each tree's fingerprints. In addition, lighter finishes may discolor and darken when exposed to ultraviolet rays. Products cannot be replaced due to these natural variations.

#### Finish Options

##### Cherry

AUC Autumn Cherry  
 BRC Brighton Cherry  
 CCC Classic Cherry  
 ECC Ember Cherry  
 LCC Legacy Cherry  
 MMC Mystic Mahogany  
 NCC Natural Cherry  
 VCC Vintage Cherry

##### Walnut

DWW Davenport Walnut  
 MMW Mystic Mahogany  
 RWW Royal Walnut  
 TWW Traditional Walnut  
 VWW Vintage Walnut  
 WMW Windsor Mahogany

##### Maple

CMM Caramel Maple                      NMM Natural Maple

**Please note our name changes:**

**Light Cherry = Legacy Cherry**

**Medium Mahogany = Mystic Mahogany**

**Dark Walnut = Davenport Walnut**

#### Matching Finishes

Due to the natural characteristics of wood, environmental effects, and material upgrades, we cannot guarantee exact finish matches on existing furniture previously ordered from JSI. If an exact match to existing furniture is required, it must be specified so that the proper procedures can be followed to ensure an acceptable finish. We will accept no liability for the finish if this procedure is not followed. We reserve the right to make changes in a finish formula if we believe the change will improve the quality or appearance of our furniture.

#### Special Finishes

Add a one time charge of \$226 list per order for any non-standard wood finish. Written approval is required to proceed with custom finish orders.

We reserve the right to decline any request for a custom finish if we feel that we will be unable to match it due to limitations of the wood species or of the sample provided to us.

Because of the natural variations of wood, minor differences in color may occur.

### Samples

Samples of standard wood finishes, paint, metal, glass and standard laminates are available upon request. To place an order, visit [www.jsifurniture.com](http://www.jsifurniture.com), contact your JSI sales rep or contact JSI literature fulfillment via fax 812-771-4652.

### Orders

Please reference the "To order, specify" section listed on each price list page when writing an order. Indicate ship to address if different from bill to address. All orders should be mailed, or faxed to:

JSI  
 PO Box 231  
 Jasper, IN 47547  
 Fax: 812-936-9979

Detailed specification sheets are available for each series, consult the Customer Service Department. JSI reserves the right to make changes in dimensions, style, or specifications if we believe these changes will improve an item's quality or appearance.

### Product Modifications

We willingly accept customers' modifications to standard products. See frequent requested modifications by series at the start of each series under "Product Options". If there is a modification you desire that is not listed in this section, please call the Customer Service Department for special quotes, minimum quantities and reasonable lead times.

### Order Changes

All changes to an order must be made in writing and are subject to our ability to conform. Administrative and/or labor charges may be incurred by the dealer depending upon the production stage of the order. Once final production has begun, no changes can be accepted.

### Acknowledgements

All orders will be acknowledged promptly showing how the order was entered, shipping time, and other pertinent information. Please examine this acknowledgment carefully and notify us immediately of any discrepancies. Acknowledged ship dates are contingent upon adverse conditions, however, every effort is made to ship as acknowledged.

## Terms and Conditions

### Cancellations

All cancellations must be made in writing. Administrative and/or labor charges may be incurred by the dealer depending upon the production stage of the order. Orders cannot be canceled after the finishing process has begun without incurring substantial restocking charges. Cancellations cannot be accepted once final production has begun.

### Pricing

All prices shown are list and include delivery to one destination. Prices are subject to change without notice. Possession of this price list does not constitute an offer to sell. Orders can be received only from authorized JSI dealers.

### Delivery

Prepaid freight to the 48 contingent states. All other shipments prepaid to port of exit **ONLY**. JSI reserves the right to select the appropriate carrier. Special requests including, but not limited to, inside delivery and installation are not included in prices shown. Any charges arising from failure to meet shipment, rerouting while in transit, or carrier storage charges are the responsibility of the customer. **Orders of less than \$1,000 net will be assessed a handling charge of \$55 net per order (waived for items shipped via UPS).**

### Freight Damage

All shipments are delivered to the carrier in good condition and our liability ceases thereafter. **If shipment arrives short or damaged, you should file claim immediately with the carrier.** In the event of concealed damage, notify carrier and request an immediate inspection. Keep all cartons and packing material. Failure to file claim within 15 days after receipt of merchandise constitutes acceptance and a waiver of any such claims. Please inspect merchandise immediately upon receipt, otherwise there is no recourse.

### Quickship

Items indicated with a Quickship symbol **QUICKSHIP** are available in 10 business days upon receipt of credit approved order. Please reference the Quickship model numbers in price list for ordering information. The Charleston Series, JSI's instock program, ships in 48 hours (Windsor Mahogany finish only), upon receipt of a credit approved order. Quantities of Charleston are limited to availability at time of order. Please verify availability on single item quantities of 25 or more. Non-quickship products will be entered at standard lead times.

### Returns and Repairs

No merchandise may be returned to JSI without a signed Return Goods Authorization form (RGA) issued by our Customer Service Department. Liability for defective merchandise shall be limited to replacement or repair. We will not issue credit allowances for any repairs without our prior consent. Under no circumstances can we accept COD (Cash On Delivery) returns. Any such shipment will be refused.

### Replacement Parts

Prices for replacement parts can be obtained by calling our Customer Service Department. Please have the model number available when ordering replacement parts.

## Order Check List

JSI products are manufactured to order and provide a multitude of options to address your individual customer needs. As you process your order do not forget to include all the necessary information to allow the order entry process to be completed. Please see the order checklist at the beginning of every series.

JSI customer service edits every order for complete information. If details are not included with the purchase order, customer service will contact you to answer these questions. If information is not completed in a timely manner it will delay the entry process and could effect your product delivery date. To avoid delay in order entry and potential delay in delivery of your order, please double check the line items to insure all selections have been completed.

To insure complete JSI details on your purchase order, electronic catalogs and specification tools have been developed to aid in the process. These electronic tools include:

**20-20 GIZA Studio** and **20-20 CAP Studio** software offers state-of-the-art design, specification, photo-realistic rendering and three-dimensional visualization capabilities for configurable products in the commercial interior design markets. 20-20 GIZA Studio and 20-20 CAP Studio are available for all JSI Casegood and Seating products, in 2D and 3D graphics and the Specifier Catalog.

**ProjectMatrix, Inc** offers a full software solution for the contract furniture industry. Their software can help you create space plans to specifications for ease of specifying our JSI Casegood and Seating product lines.

**GSAdvantage** is a Federal Government electronic catalog site offered to assist GSA customers in specifying and pricing JSI product. Listed at this site are all contract items and prices under GSA Contract # GS-28F-0030U.

Our JSI web site [www.jsifurniture.com](http://www.jsifurniture.com) provides many tools to assist in the design and order selection. Included in the site are downloadable images, brochures, contact information, price lists, sales representative locations, literature order form, warranty and environmental information.

## Care and Maintenance:

### Laminate Surfaces, T-Mold, Bumper, PVC Edges and Urethane

Clean with a mild soap solution and rinse with clean water. Wipe the entire surface and follow with a clean, dry soft cloth. When a wood edge exists, follow instructions shown below.

### Wood Edges and Veneer Surfaces

Clean all surfaces frequently with water dampened soft cloth, moving the cloth with the grain direction. Immediately remove any liquids that come in contact with wood surfaces with a blotting action to absorb liquid. Buff dry. Lift objects to move them, never pull them across the finished surface. For an additional safeguard, use a protective surface pad. This will ensure a lasting finish by protecting your furniture from possible damage caused by pens, cups and sharp objects.

Avoid exposure of furniture to extremes of heat and cold, or to wide humidity variances. Avoid exposure of furniture to strong sunlight. Avoid exposure of furniture to harsh solvents such as nail polish remover, acetates, etc., as it will cause finish deterioration. If using a protective glass top, place spacer pads under the glass top to allow the wood to breath.

### Powder Coat and Nickel Surfaces

Clean with a mild soap solution and rinse with clean, clear water. Wipe the entire surface and follow with a clean, dry cloth to buff dry.

### Maintenance of Mechanical Parts

Clean any lint or debris from the moving parts of the base mechanisms. Do not apply lubricant. Mechanisms have been designed and tested to not require lubrication under normal conditions.



**Product Specifications**

- Veneer:** All exterior surfaces are finest selected plain-sliced book-matched Cherry veneer chosen for superior clarity and exact consistency.
- Top Construction:** Tops are 3-ply balanced construction, 1 3/16" thick with a black bumper edge.
- Chassis:** The chassis consists of Cherry book-matched veneer. Mortise and tennon construction. Breakfront center modesty panel on desks. Leveling glides are set in solid hardwood to prevent glide tear-out.
- End Panels:** Outside end panels are 13/16" thick with a Cherry edge veneer on the front and back.

- Pedestals:** Pedestals are mortise and tennon construction reinforced with screws for increased stability.
- Drawers:** Drawers are assembled using four corner, dovetailed box and 1/4" thick drawer bottom panels construction with exterior front attached separately. Sides and backs are 9-ply, 7/16" thick unidirectional hardwood. Interiors are sanded and finished with clear catalyzed varnish to protect against shrinking, swelling or warping, and to provide a clean, smooth feel and appearance.
- Drawer Suspension:** High quality black drawer suspensions carry a lifetime warranty. File and box drawers have 100% full extension with over-travel. Slides feature steel ball bearings for longer wear and positive, cushioned in/out stops.
- File Systems:** All file drawers are constructed with a custom designed filing system in place.
- Locking:** All desks, credenzas, returns and mobile pedestals feature pedestal locking and lateral files feature central locking to provide maximum security and flexibility. Units are shipped randomly keyed as standard (L and U units keyed alike). Keyed alike units available at no upcharge with removable cores for in-field re-keying.
- Finish:** JSI's multi-step finish process includes a high quality translucent stain and clear catalyzed conversion varnish top coat which enhances and protects the natural characteristic beauty of the veneer and hardwoods. This finish combines durability and consistency with the ease of being field repairable. Tops are semi-open grain and feature a satin finish.

SWIRVE

## Swirve Order Check List:

**Specify:**

- 1. Complete model number
- 2. Finish color
  - A. Wood Finish
  - B. Metal Finish
- 3. Pull color
- 4. \*Modesty panel options (where applicable)
- 5. Product options
- 6. Accessories
- 7. Power and data (Requires drawing of location)
- 8. Sidemark information  
(i.e. Key offices alike, Mike's Office)
- 9. Ship to address - (Contact name & phone number)
- 10. Special delivery instructions (i.e. Call before delivery, deliver to job site)

**Examples:**

1. SW3672DD | VCC | SN  
(product) | (finish) | (pull color)

**Tackboard:** Vendor | Pattern | Color  
INTERFACE | BAILEY | SHERMAN PEWTER

**2. A. Wood Finish**

AUC	Autumn Cherry	LCC	Legacy Cherry
BRC	Brighton Cherry	MMC	Mystic Mahogany
CCC	Classic Cherry	NCC	Natural Cherry
ECC	Ember Cherry	VCC	Vintage Cherry



**B. Metal Finish - Column Base: Black or Silver**  
(Bullet, Keyhole and P-top)

**3. Pull Colors:**

- (BL) Black
- (SN) Satin Nickel

**\*4. Optional Wood Modesty Panels:**

Bullet, Keyhole and P-Top Modesty Panel Options:  
(replaces column base)



**Right Full Modesty Panel**



**Left Full Modesty Panel**



**Right 3/4 Modesty Panel**



**Left 3/4 Modesty Panel**

**5. Product Options:**

- High Pressure Laminate Top: No additional upcharge  
**(For standard matching wood grain laminates only)**
- Writing Shelves on Pedestal: \$170 upcharge  
**(per pedestal)**
- Grommet: \$60 per grommet upcharge  
**(drawing for location and dimensions must be provided)**
- Sheen Modification: 15% upcharge **(For Top Only)**
- Special Finish: \$226 upcharge
- Change Veneer Species: 40% upcharge  
**(For oak, maple or walnut only)**
- Change Drawer Configuration (keeping same depth and width):  
5% upcharge  
(changing from box/box/file to file/file or from file/file to box/box/file)

**All prices are list**


**6. Accessories: (See page 306)**

<b>AK1</b> 	<b>MT1</b> 	<b>AK2</b> 	<b>AK3</b> 	<b>MT2</b> 
<b>AK4</b> 	<b>MT4</b> 	<b>12WC</b> <b>24WC</b> <b>36WC</b> 		

Requires wood finish

**7. Power and Data: Available in Black or Silver**  
(See page 308)

<b>EC3</b> 	<b>EC10</b> 	<b>EC11</b> 
----------------	-----------------	-----------------



(Standard Location)

**NOTE:** Any specials or modifications must be accompanied by quote and approved drawing.

**\*= Optional items may incur upcharge.**

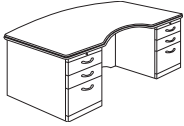
**Interior Drawer Dimensions**

Model Number	Description	Drawer		Drawer Type	Drawer Dimensions			File Drawer Capabilities
		Left	Right		Inside Depth	Inside Width	Inside Height	
<b>SW4272BD</b>	Bow Top Desk	Box/Box/File	Box/Box/File	Box	21	14 <sup>7</sup> / <sub>8</sub>	4 <sup>1</sup> / <sub>2</sub>	Legal filing front-to-back
				File	21	14 <sup>7</sup> / <sub>8</sub>	9 <sup>1</sup> / <sub>2</sub>	Legal or letter filing side-to-side
<b>SW3672BD</b>	Bow Top Desk	Box/Box/File	Box/Box/File	Box	21	14 <sup>7</sup> / <sub>8</sub>	4 <sup>1</sup> / <sub>2</sub>	Legal filing front-to-back
				File	21	14 <sup>7</sup> / <sub>8</sub>	9 <sup>1</sup> / <sub>2</sub>	Legal or letter filing side-to-side
<b>SW3366BD</b>	Bow Top Desk	Box/Box/File	Box/Box/File	Box	21	11 <sup>7</sup> / <sub>8</sub>	4 <sup>1</sup> / <sub>2</sub>	Letter filing front-to-back
<b>SW3360BD</b>	Bow Top Desk	Box/Box/File	Box/Box/File	File	21	11 <sup>7</sup> / <sub>8</sub>	9 <sup>1</sup> / <sub>2</sub>	Legal or letter filing side-to-side
<b>SW3672DD</b>	Double Pedestal Desk	Box/Box/File	Box/Box/File	Box	21	14 <sup>7</sup> / <sub>8</sub>	4 <sup>1</sup> / <sub>2</sub>	Legal filing front-to-back
				File	25 <sup>3</sup> / <sub>8</sub>	14 <sup>7</sup> / <sub>8</sub>	9 <sup>1</sup> / <sub>2</sub>	Legal or letter filing side-to-side
<b>SW3666DD</b>	Double Pedestal Desk	Box/Box/File	Box/Box/File	Box	21	11 <sup>7</sup> / <sub>8</sub>	4 <sup>1</sup> / <sub>2</sub>	Legal filing front-to-back
				File	25 <sup>3</sup> / <sub>8</sub>	11 <sup>7</sup> / <sub>8</sub>	9 <sup>1</sup> / <sub>2</sub>	Legal or letter filing side-to-side
<b>SW3066DD</b>	Double Pedestal Desk	Box/Box/File	Box/Box/File	Box	21	11 <sup>7</sup> / <sub>8</sub>	4 <sup>1</sup> / <sub>2</sub>	Letter filing front-to-back
				File	21	11 <sup>7</sup> / <sub>8</sub>	9 <sup>1</sup> / <sub>2</sub>	Legal or letter filing side-to-side
<b>SW3060DD</b>	Double Pedestal Desk	Box/Box/File	Box/Box/File	Box	21	11 <sup>7</sup> / <sub>8</sub>	4 <sup>1</sup> / <sub>2</sub>	Letter filing front-to-back
				File	21	11 <sup>7</sup> / <sub>8</sub>	9 <sup>1</sup> / <sub>2</sub>	Legal or letter filing side-to-side
<b>Single Pedestal</b>								
<b>SW4272RBD</b>	Right Pedestal Bow Desk		Box/Box/File	Box	21	14 <sup>7</sup> / <sub>8</sub>	4 <sup>1</sup> / <sub>2</sub>	Legal filing front-to-back
<b>SW4272LBD</b>	Left Pedestal Bow Desk	Box/Box/File		File	25 <sup>3</sup> / <sub>8</sub>	14 <sup>7</sup> / <sub>8</sub>	9 <sup>1</sup> / <sub>2</sub>	Legal or letter filing side-to-side
<b>SW3672RBD</b>	Right Pedestal Bow Desk		Box/Box/File	Box	21	14 <sup>7</sup> / <sub>8</sub>	4 <sup>1</sup> / <sub>2</sub>	Legal filing front-to-back
<b>SW3672LBD</b>	Left Pedestal Bow Desk	Box/Box/File		File	21	14 <sup>7</sup> / <sub>8</sub>	9 <sup>1</sup> / <sub>2</sub>	Legal or letter filing side-to-side
<b>SW3366RBD</b>	Right Pedestal Bow Desk		Box/Box/File	Box	21	11 <sup>7</sup> / <sub>8</sub>	4 <sup>1</sup> / <sub>2</sub>	Letter filing front-to-back
<b>SW3366LBD</b>	Left Pedestal Bow Desk	Box/Box/File		File	21	11 <sup>7</sup> / <sub>8</sub>	9 <sup>1</sup> / <sub>2</sub>	Legal or letter filing side-to-side
<b>SW3672RD</b>	Right Pedestal Desk		Box/Box/File	Box	21	14 <sup>7</sup> / <sub>8</sub>	4 <sup>1</sup> / <sub>2</sub>	Legal filing front-to-back
<b>SW3672LD</b>	Left Pedestal Desk	Box/Box/File		File	25 <sup>3</sup> / <sub>8</sub>	11 <sup>7</sup> / <sub>8</sub>	9 <sup>1</sup> / <sub>2</sub>	Legal or letter filing side-to-side
<b>SW3666RD</b>	Right Pedestal Desk		Box/Box/File					
<b>SW3666LD</b>	Left Pedestal Desk	Box/Box/File						
<b>SW3066RD</b>	Right Pedestal Desk		Box/Box/File	Box	21	11 <sup>7</sup> / <sub>8</sub>	4 <sup>1</sup> / <sub>2</sub>	Letter filing front-to-back
<b>SW3066LD</b>	Left Pedestal Desk	Box/Box/File		File	21	11 <sup>7</sup> / <sub>8</sub>	9 <sup>1</sup> / <sub>2</sub>	Legal or letter filing side-to-side

Interior Drawer Dimensions

Model Number	Description	Drawer		Drawer Type	Drawer Dimensions			File Drawer Capabilities
		Left	Right		Inside Depth	Inside Width	Inside Height	
<b>SW2472SC</b>	Storage Credenza	File/File	File/File	File	15 ¼	14 ⅞	9 ½	Legal filing front-to-back;
<b>SW2472KC</b>	Kneespace Credenza	File/File	File/File					Legal or letter filing side-to-side
<b>SW2472RC</b>	Right Credenza		File/File					
<b>SW2472LC</b>	Left Credenza	File/File						
<b>SW2466SC</b>	Storage Credenza	File/File	File/File					
<b>SW2466KC</b>	Kneespace Credenza	File/File	File/File					
<b>SW2466RC</b>	Right Credenza		File/File					
<b>SW2466LC</b>	Left Credenza	File/File						
<b>SW2466ELR</b>	Executive Left Return	File/File						
<b>SW2466ERR</b>	Executive Right Return		File/File					
<b>SW2460ELR</b>	Executive Left Return	File/File						
<b>SW2460ERR</b>	Executive Right Return		File/File					
<b>SW2454ELR</b>	Executive Left Return	File/File						
<b>SW2454ERR</b>	Executive Right Return		File/File					
<b>SW2448ELR</b>	Executive Left Return	File/File						
<b>SW2448ERR</b>	Executive Right Return		File/File					
<b>SW2442ELR</b>	Executive Left Return	File/File						
<b>SW2442ERR</b>	Executive Right Return		File/File					
<b>SW2460SC</b>	Storage Credenza	File/File	File/File	File	15 ¼	11 ⅞	9 ½	Letter filing front-to-back;
<b>SW2460KC</b>	Kneespace Credenza	File/File	File/File					Legal or letter filing side-to-side
<b>All lateral files</b>								
<b>SW2484LRC</b>	Right Pedestal Credenza		(2)Lateral Files	File	15 ¼	31	9 ½	Double legal or letter filing front-to-back;
<b>SW2484LLC</b>	Left Pedestal Credenza	(2)Lateral Files						Legal or letter filing side-to-side
<b>SW2478LRC</b>	Right Pedestal Credenza		(2)Lateral Files					
<b>SW2478LLC</b>	Left Pedestal Credenza	(2)Lateral Files						
<b>SW2472LRC</b>	Right Pedestal Credenza		(2)Lateral Files					
<b>SW2472LLC</b>	Left Pedestal Credenza	(2)Lateral Files						
<b>SW2466LRC</b>	Right Pedestal Credenza		(2)Lateral Files					
<b>SW2466LLC</b>	Left Pedestal Credenza	(2)Lateral Files						
<b>SW2448LRR</b>	Right Lateral File Return		(2)Lateral Files					
<b>SW2448LLR</b>	Left Lateral File Return	(2)Lateral Files						
<b>SW3654LF</b>	Lateral File	(4)Lateral Files						
<b>SW3630LF</b>	Lateral File	(2)Lateral Files						

SWIRVE

Description	1 Model	D	W	H	CTN WT	CU FT	List Price
	<b>SW4272BD</b> · 6" overhang on approach side · box/box/file · legal width pedestals · pedestal locking · chassis - 36" x 72" · kneespace - 33 1/8"	42	72	30	490	63	\$3,110
	<b>SW3672BD</b> · 6" overhang on approach side · box/box/file · legal width pedestals · pedestal locking · chassis - 30" x 72" · kneespace - 33 1/8"	36	72	30	470	54	\$3,045
	<b>SW3366BD</b> · 3" overhang on approach side · box/box/file · letter width pedestals · pedestal locking · chassis - 30" x 66" · kneespace - 33 1/8"	33	66	30	400	46	\$2,953
	<b>SW3360BD</b> · 3" overhang on approach side · box/box/file · letter width pedestals · pedestal locking · chassis - 30" x 60" · kneespace - 27 1/8"	33	60	30	380	42	\$2,772

SWIRVE

**To Order, Specify:**

- 1 Model number
- 2 Finish
- 3 Pull color: Black (BL) or Satin Nickel (SN)
- 4 Keyboard accessories (see page 306)
- 5 Power and data options (see page 308)
- 6 Other product options (see page 118)

**2 Finish Options:**

- |     |                 |     |                 |
|-----|-----------------|-----|-----------------|
| AUC | Autumn Cherry   | LCC | Legacy Cherry   |
| BRC | Brighton Cherry | MMC | Mystic Mahogany |
| CCC | Classic Cherry  | NCC | Natural Cherry  |
| ECC | Ember Cherry    | VCC | Vintage Cherry  |



**Edge Profile:**





For assistance in specifying, call JSI Customer Service at 800-457-4511 or access GIZA and CAP electronic catalogs.

**Order Check List**

- page 118
- Product Specifications**  
page 117
- Keyboard Accessories**  
page 306-307
- Power and Data Options**  
pages 308
- Product Modifications**  
page 118

Description	① Model	D	W	H	CTN WT	CU FT	List Price
Double Pedestal Desk  <b>QUICKSHIP</b>	<b>SW3672DD</b> <b>QSW3672DD</b>  · box/box/file · legal width pedestals · pedestal locking · kneespace - 33 1/8"	36	72	30	450	54	\$2,808
	<b>SW3666DD</b> · box/box/file · letter width pedestals · pedestal locking · kneespace - 33 1/8"	36	66	30	430	50	\$2,699
	<b>SW3066DD</b> · box/box/file · letter width pedestals · pedestal locking · kneespace - 33 1/8"	30	66	30	360	42	\$2,652
	<b>SW3060DD</b> · box/box/file · letter width pedestals · pedestal locking · kneespace - 27 1/8"	30	60	30	340	38	\$2,473

Description	① Model	D	W	H	CTN WT	CU FT	List Price
 <p><b>Buffet Credenza</b></p>	<p><b>SW2472BSC</b></p> <ul style="list-style-type: none"> <li>· four door credenza</li> <li>· four box drawers above doors</li> <li>· non-locking doors and drawers</li> <li>· adjustable shelf in storage cabinet</li> </ul>	24	72	36	320	43	\$4,025
 <p><b>Storage Credenza</b></p> <p><b>QUICKSHIP</b></p>	<p><b>SW2472SC</b> <b>QSW2472SC QS</b></p> <ul style="list-style-type: none"> <li>· file/file</li> <li>· legal width pedestals</li> <li>· adjustable shelf in center storage</li> <li>· grommet in top center of back panel</li> <li>· pedestal locking drawers</li> <li>· non-locking doors</li> </ul>	24	72	30	310	37	\$2,765
	<p><b>SW2466SC</b></p> <ul style="list-style-type: none"> <li>· file/file</li> <li>· legal width pedestals</li> <li>· adjustable shelf in center storage</li> <li>· grommet in top center of back panel</li> <li>· pedestal locking drawers</li> <li>· non-locking doors</li> </ul>	24	66	30	310	34	\$2,602
	<p><b>SW2460SC</b></p> <ul style="list-style-type: none"> <li>· file/file</li> <li>· letter width pedestals</li> <li>· adjustable shelf in center storage</li> <li>· grommet in top center of back panel</li> <li>· pedestal locking drawers</li> <li>· non-locking doors</li> </ul>	24	60	30	300	31	\$2,444

SWIRVE

**To Order, Specify:**

- ① Model number
- ② Finish
- ③ Pull color: Black (BL) or Satin Nickel (SN)
- ④ Keyboard accessories (see page 306)
- ⑤ Power and data options (see page 308)
- ⑥ Other product options (see page 118)

**② Finish Options:**

- |     |                 |     |                 |
|-----|-----------------|-----|-----------------|
| AUC | Autumn Cherry   | LCC | Legacy Cherry   |
| BRC | Brighton Cherry | MMC | Mystic Mahogany |
| CCC | Classic Cherry  | NCC | Natural Cherry  |
| ECC | Ember Cherry    | VCC | Vintage Cherry  |

**Edge Profile:**



Order Check List  
page 118

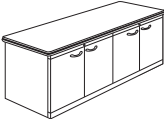

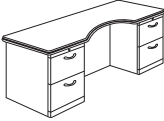
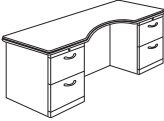
Product Specifications  
page 117

Keyboard Accessories  
page 306-307

Power and Data Options  
pages 308

Product Modifications  
page 118

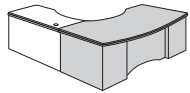
For assistance in specifying,  
call JSI Customer Service at  
800-457-4511 or access  
GIZA and CAP electronic  
catalogs.

Description	1 Model	D	W	H	CTN WT	CU FT	List Price
 Four Door Credenza	<b>SW2472DSC</b> · adjustable shelf · non-locking	24	72	30	300	33	\$2,574
 Lateral File Credenza	<b>SW2472LFC</b> · two drawer lateral files side by side · pedestal locking	24	72	30	360	37	\$2,876
 Kneespace Credenza	<b>SW2472KC</b> <b>QSW2472KC QS</b> · file/file · legal width pedestals · grommet in top center of back panel · pedestal locking · kneespace - 33 1/8"	24	72	30	290	37	\$2,602
 <b>QUICKSHIP</b>	<b>SW2466KC</b> · file/file · legal width pedestals · grommet in top center of back panel · pedestal locking · kneespace - 27 1/8"	24	66	30	280	34	\$2,434
	<b>SW2460KC</b> · file/file · letter width pedestals · grommet in top center of back panel · pedestal locking · kneespace - 27 1/8"	24	60	30	270	31	\$2,287

**Bow Desk Applications**

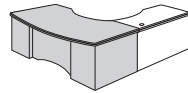
**Right L Unit**

(featuring Left Bow Desk)



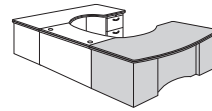
**Left L Unit**

(featuring Right Bow Desk)



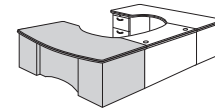
**Right U Unit**

(featuring Left Bow Desk)



**Left U Unit**

(featuring Right Bow Desk)



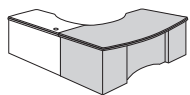
		Description	① Model	D	W	H	CTN WT	CU FT	List Price	
 Right	 Left	<b>Pedestal Bow Desk</b> • 6" overhang on approach side • legal pedestal • box/box/file • chassis - 36" x 72"	Right	SW4272RBD	42	72	30	350	63	\$2,951
			Left	SW4272LBD	42	72	30	350	63	\$2,951
 Right	 Left	<b>Pedestal Bow Desk</b> • 6" overhang on approach side • legal pedestal • box/box/file • chassis - 30" x 72"	Right	SW3672RBD	36	72	30	320	54	\$2,848
			Left	SW3672LBD	36	72	30	320	54	\$2,848
 Right	 Left	<b>Pedestal Bow Desk</b> • 3" overhang on approach side • letter pedestal • box/box/file • chassis - 30" x 66"	Right	SW3366RBD	33	66	30	290	46	\$2,772
			Left	SW3366LBD	33	66	30	290	46	\$2,772

Note: Desks feature pedestal locking.

**Rectangular Desk Applications**

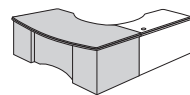
**Right L Unit**

(featuring Left Pedestal Desk)



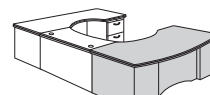
**Left L Unit**

(featuring Right Pedestal Desk)



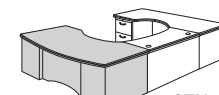
**Right U Unit**

(featuring Left Pedestal Desk)



**Left U Unit**

(featuring Right Pedestal Desk)



		Description	① Model	D	W	H	CTN WT	CU FT	List Price	
 Right	 Left	<b>Pedestal Desk</b> • legal pedestal • box/box/file	Right	SW3672RD	36	72	30	310	54	\$2,651
			Left	QSW3672RD <i>QS</i>	36	72	30	310	54	\$2,651
 Right	 Left	<b>Pedestal Desk</b> • letter pedestal • box/box/file	Right	SW3666RD	36	66	30	290	50	\$2,546
			Left	SW3666LD	36	66	30	290	50	\$2,546
 Right	 Left	<b>Pedestal Desk</b> • letter pedestal • box/box/file	Right	SW3066RD	30	66	30	270	42	\$2,474
			Left	QSW3066RD <i>QS</i>	30	66	30	270	42	\$2,474
			Left	SW3066LD	30	66	30	270	42	\$2,474
				QSW3066LD <i>QS</i>						

**QUICKSHIP**

Note: Desks feature pedestal locking.

**To Order, Specify:**

- ① Model number
- ② Finish
- ③ Pull color: Black (BL) or Satin Nickel (SN)
- ④ Keyboard accessories (see page 306)
- ⑤ Power and data options (see page 308)
- ⑥ Other product options (see page 118)

**② Finish Options:**

- |     |                 |     |                 |
|-----|-----------------|-----|-----------------|
| AUC | Autumn Cherry   | LCC | Legacy Cherry   |
| BRC | Brighton Cherry | MMC | Mystic Mahogany |
| CCC | Classic Cherry  | NCC | Natural Cherry  |
| ECC | Ember Cherry    | VCC | Vintage Cherry  |

**Edge Profile:**

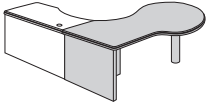


**Order Check List**

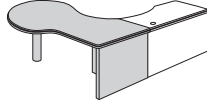
- page 118
- Product Specifications**  
page 117
- Keyboard Accessories**  
page 306-307
- Power and Data Options**  
pages 308
- Product Modifications**  
page 118

For assistance in specifying, call JSI Customer Service at 800-457-4511 or access GIZA and CAP electronic catalogs.

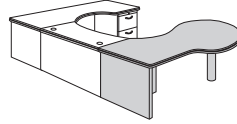
## P-Top Desk Applications Right L Unit (featuring Left P-Top Desk)



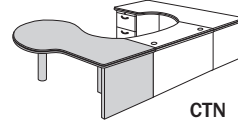
## Left L Unit (featuring Right P-Top Desk)


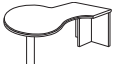


## Right U Unit (featuring Left P-Top Desk)

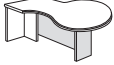
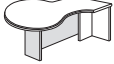
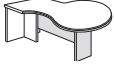
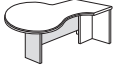


## Left U Unit (featuring Right P-Top Desk)



Description	① Model	D	W	H	CTN WT	CU FT	List Price
<b>Right P-Top Desk</b>  · 42" at widest point · 36" at end panel	<b>SW4272RPB</b> Consists of: SW4272RP 04BB Right P-Top Desk Black Column Base	42	72	30	185	58	\$2,502
	<b>SW4272RPS</b> Consists of: SW4272RP 04SB Right P-Top Desk Silver Column Base	42	72	30	185	58	\$2,502
	<b>SW3672RPB</b> Consists of: SW3672RP 04BB Right P-Top Desk Black Column Base	36	72	30	175	53	\$2,351
	<b>SW3672RPS</b> Consists of: SW3672RP 04SB Right P-Top Desk Silver Column Base	36	72	30	175	53	\$2,351
	<b>SW4272LPB</b> Consists of: SW4272LP 04BB Left P-Top Desk Black Column Base	42	72	30	185	58	\$2,502
	<b>SW4272LPS</b> Consists of: SW4272LP 04SB Left P-Top Desk Silver Column Base	42	72	30	185	58	\$2,502
	<b>SW3672LPB</b> Consists of: SW3672LP 04BB Left P-Top Desk Black Column Base	36	72	30	175	53	\$2,351
	<b>SW3672LPS</b> Consists of: SW3672LP 04SB Left P-Top Desk Silver Column Base	36	72	30	175	53	\$2,351
<b>Left P-Top Desk</b>  · 42" at widest point · 36" at end panel							
· 36" at widest point · 30" at end panel							

**P-Top Desk Base Options**

Description	① Model	D	W	H	CTN WT	CU FT	List Price
 · center drawer not available with this option	<b>SW4272RPM</b> Consists of: SW4272RP Right P-Top Desk SW2854RMP Right Full Modesty	42	72	30	185	58	\$2,855
	SW3672RPM Consists of: SW3672RP Right P-Top Desk SW2854RMP Right Full Modesty	36	72	30	175	53	\$2,704
	SW4272LPM Consists of: SW4272LP Left P-Top Desk SW2854LMP Left Full Modesty	42	72	30	185	58	\$2,855
 · center drawer not available with this option	SW3672LPM Consists of: SW3672LP Left P-Top Desk SW2854LMP Left Full Modesty	36	72	30	175	53	\$2,704
	<b>SW4272RPT</b> Consists of: SW4272RP Right P-Top Desk SW2154RMP Right 3/4 Modesty	42	72	30	185	58	\$2,855
	SW3672RPT Consists of: SW3672RP Right P-Top Desk SW2154RMP Right 3/4 Modesty	36	72	30	175	53	\$2,704
 · center drawer not available with this option	SW4272LPT Consists of: SW4272LP Left P-Top Desk SW2154LMP Left 3/4 Modesty	42	72	30	185	58	\$2,855
	SW3672LPT Consists of: SW3672LP Left P-Top Desk SW2154LMP Left 3/4 Modesty	36	72	30	175	53	\$2,704
	SW4272RPT Consists of: SW4272RP Right P-Top Desk SW2154RMP Right 3/4 Modesty	42	72	30	185	58	\$2,855
 · center drawer not available with this option	SW3672RPT Consists of: SW3672RP Right P-Top Desk SW2154RMP Right 3/4 Modesty	36	72	30	175	53	\$2,704

**To Order, Specify:**

- ① Model number
- ② Finish
- ③ Power and data options (see page 308)
- ④ Other product options (see page 118)

**② Finish Options:**

AUC	Autumn Cherry	LCC	Legacy Cherry
BRC	Brighton Cherry	MMC	Mystic Mahogany
CCC	Classic Cherry	NCC	Natural Cherry
ECC	Ember Cherry	VCC	Vintage Cherry

**Edge Profile:**


For assistance in specifying, call JSI Customer Service at 800-457-4511 or access GIZA and CAP electronic catalogs.

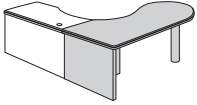
Order Check List  
page 118

Product Specifications  
page 117

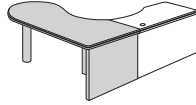
Power and Data Options  
pages 308

Product Modifications  
page 118

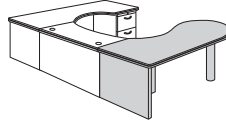
**Bullet Desk Applications**  
Right L Unit  
(featuring Left Bullet Desk)



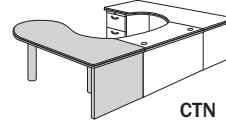
**Left L Unit**  
(featuring Right Bullet Desk)




**Right U Unit**  
(featuring Left Bullet Desk)



**Left U Unit**  
(featuring Right Bullet Desk)

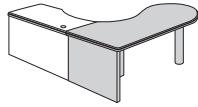


Description	① Model	D	W	H	CTN WT	CU FT	List Price
Right Bullet Desk	SW3672RBB QSW3672RBB <i>QS</i>	36	72	30	175	53	\$2,321
 <b>QUICKSHIP</b>	Consists of: SW3672RB      Right Bullet Desk 04BB          Black Column Base						\$2,054 \$267
	SW3672RBS QSW3672RBS <i>QS</i>	36	72	30	175	53	\$2,321
	Consists of: SW3672RB      Right Bullet Desk 04SB          Silver Column Base						\$2,054 \$267
	SW3666RBB	36	66	30	165	48	\$2,182
	Consists of: SW3666RB      Right Bullet Desk 04BB          Black Column Base						\$1,915 \$267
	SW3666RBS	36	66	30	165	48	\$2,182
	Consists of: SW3666RB      Right Bullet Desk 04SB          Silver Column Base						\$1,915 \$267
	SW3066RBB	30	66	30	155	41	\$2,051
	Consists of: SW3066RB      Right Bullet Desk 04BB          Black Column Base						\$1,784 \$267
	SW3066RBS	30	66	30	155	41	\$2,051
	Consists of: SW3066RB      Right Bullet Desk 04SB          Silver Column Base						\$1,784 \$267

Bullet Desk Applications, cont'd

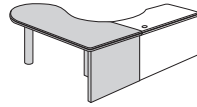
Right L Unit

(featuring Left Bullet Desk)



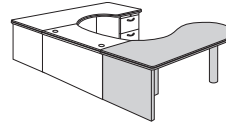
Left L Unit

(featuring Right Bullet Desk)



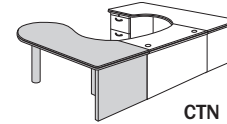
Right U Unit




(featuring Left Bullet Desk)



Left U Unit

(featuring Right Bullet Desk)



Description	1 Model	D	W	H	CTN WT	CU FT	List Price
Left Bullet Desk  <b>QUICKSHIP</b>	SW3672LBB QSW3672LBB 	36	72	30	175	53	\$2,321
	Consists of: SW3672LB Left Bullet Desk \$2,054 04BB Black Column Base \$267						
	SW3672LBS QSW3672LBS 	36	72	30	175	53	\$2,321
	Consists of: SW3672LB Left Bullet Desk \$2,054 04SB Silver Column Base \$267						
	SW3666LBB	36	66	30	165	48	\$2,182
	Consists of: SW3666LB Left Bullet Desk \$1,915 04BB Black Column Base \$267						
	SW3666LBS	36	66	30	165	48	\$2,182
	Consists of: SW3666LB Left Bullet Desk \$1,915 04SB Silver Column Base \$267						
	SW3066LBB	30	66	30	155	41	\$2,051
	Consists of: SW3066LB Left Bullet Desk \$1,784 04BB Black Column Base \$267						
	SW3066LBS	30	66	30	155	41	\$2,051
	Consists of: SW3066LB Left Bullet Desk \$1,784 04SB Silver Column Base \$267						

SWIRVE

To Order, Specify:

- 1 Model number
- 2 Finish
- 3 Power and data options (see page 308)
- 4 Other product options (see page 118)

2 Finish Options:

- |                     |                     |
|---------------------|---------------------|
| AUC Autumn Cherry   | LCC Legacy Cherry   |
| BRC Brighton Cherry | MMC Mystic Mahogany |
| CCC Classic Cherry  | NCC Natural Cherry  |
| ECC Ember Cherry    | VCC Vintage Cherry  |

Edge Profile:



For assistance in specifying, call JSI Customer Service at 800-457-4511 or access GIZA and CAP electronic catalogs.

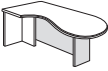
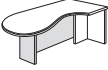
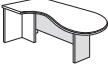
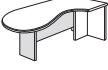
Order Check List  
page 118

Product Specifications  
page 117

Power and Data Options  
pages 308

Product Modifications  
page 118

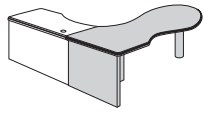
## Bullet Desk Base Options

Description	① Model	D	W	H	CTN WT	CU FT	List Price	
	Right Bullet Top Desk-Full Modesty	SW3672RBM	36	72	30	175	53	\$2,674
	Consists of:	SW3672RB	Right Bullet Desk					\$2,054
	SW2854RMP	Right Full Modesty						\$620
· center drawer not available with this option		SW3666RBM	36	66	30	165	48	\$2,535
	Consists of:	SW3666RB	Right Bullet Desk					\$1,915
	SW2848RMP	Right Full Modesty						\$620
		SW3066RBM	30	66	30	155	41	\$2,404
	Consists of:	SW3066RB	Right Bullet Desk					\$1,784
	SW2848RMP	Right Full Modesty						\$620
	Left Bullet Top Desk-Full Modesty	SW3672LBM	36	72	30	175	53	\$2,674
	Consists of:	SW3672LB	Left Bullet Desk					\$2,054
	SW2854LMP	Left Full Modesty						\$620
· center drawer not available with this option		SW3666LBM	36	66	30	165	48	\$2,535
	Consists of:	SW3666LB	Left Bullet Desk					\$1,915
	SW2848LMP	Left Full Modesty						\$620
		SW3066LBM	30	66	30	155	41	\$2,404
	Consists of:	SW3066LB	Left Bullet Desk					\$1,784
	SW2848LMP	Left Full Modesty						\$620
	Right Bullet Top Desk-3/4 Modesty	SW3672RBT	36	72	30	175	53	\$2,674
	Consists of:	SW3672RB	Right Bullet Desk					\$2,054
	SW2154RMP	Right 3/4 Modesty						\$620
· center drawer not available with this option		SW3666RBT	36	66	30	165	48	\$2,535
	Consists of:	SW3666RB	Right Bullet Desk					\$1,915
	SW2148RMP	Right 3/4 Modesty						\$620
		SW3066RBT	30	66	30	155	41	\$2,404
	Consists of:	SW3066RB	Right Bullet Desk					\$1,784
	SW2148RMP	Right 3/4 Modesty						\$620
	Left Bullet Top Desk-3/4 Modesty	SW3672LBT	36	72	30	175	53	\$2,674
	Consists of:	SW3672LB	Left Bullet Desk					\$2,054
	SW2154LMP	Left 3/4 Modesty						\$620
· center drawer not available with this option		SW3666LBT	36	66	30	165	48	\$2,535
	Consists of:	SW3666LB	Left Bullet Desk					\$1,915
	SW2148LMP	Left 3/4 Modesty						\$620
		SW3066LBT	30	66	30	155	41	\$2,404
	Consists of:	SW3066LB	Left Bullet Desk					\$1,784
	SW2148LMP	Left 3/4 Modesty						\$620

Keyhole Desk Applications

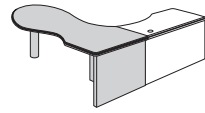
Right L Unit

(featuring Left Keyhole Desk)



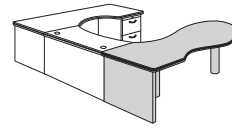
Left L Unit

(featuring Right Keyhole Desk)



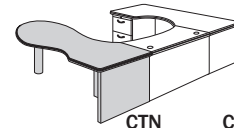
Right U Unit


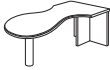
(featuring Left Keyhole Desk)



Left U Unit

(featuring Right Keyhole Desk)



Description	① Model	D	W	H	CTN WT	CU FT	List Price
 <p>Right Keyhole Desk</p>	SW3672RKB	36	72	30	165	53	\$2,502
	Consists of: SW3672RK 04BB	Right Keyhole Desk Black Column Base					\$2,235 \$267
	SW3672RKS	36	72	30	165	53	\$2,502
	Consists of: SW3672RK 04SB	Right Keyhole Desk Silver Column Base					\$2,235 \$267
	SW3666RKB	36	66	30	155	48	\$2,351
Consists of: SW3666RK 04BB	Right Keyhole Desk Black Column Base					\$2,084 \$267	
	SW3666RKS	36	66	30	155	48	\$2,351
	Consists of: SW3666RK 04SB	Right Keyhole Desk Silver Column Base					\$2,084 \$267
 <p>Left Keyhole Desk</p>	SW3672LKB	36	72	30	165	53	\$2,502
	Consists of: SW3672LK 04BB	Left Keyhole Desk Black Column Base					\$2,235 \$267
	SW3672LKS	36	72	30	165	53	\$2,502
	Consists of: SW3672LK 04SB	Left Keyhole Desk Silver Column Base					\$2,235 \$267
	SW3666LKB	36	66	30	155	48	\$2,351
Consists of: SW3666LK 04BB	Left Keyhole Desk Black Column Base					\$2,084 \$267	
	SW3666LKS	36	66	30	155	48	\$2,351
	Consists of: SW3666LK 04SB	Left Keyhole Desk Silver Column Base					\$2,084 \$267

To Order, Specify:

- ① Model number
- ② Finish
- ③ Power and data options (see page 308)
- ④ Other product options (see page 118)

② Finish Options:

AUC	Autumn Cherry	LCC	Legacy Cherry
BRC	Brighton Cherry	MMC	Mystic Mahogany
CCC	Classic Cherry	NCC	Natural Cherry
ECC	Ember Cherry	VCC	Vintage Cherry

Edge Profile:



For assistance in specifying, call JSI Customer Service at 800-457-4511 or access GIZA and CAP electronic catalogs.

Order Check List

page 118

Product Specifications

page 117

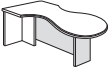
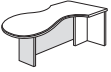
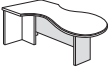
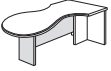
Power and Data Options

pages 308

Product Modifications

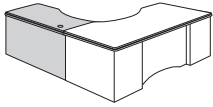
page 118

## Keyhole Desk Base Options

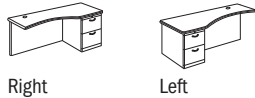
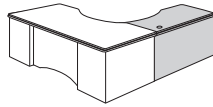
Description	① Model	D	W	H	CTN WT	CU FT	List Price
	<b>Right Keyhole Desk-Full Modesty</b> <b>SW3672RKM</b> Consists of: <b>SW3672RK</b> Right Keyhole Desk <b>SW2854RMP</b> Right Full Modesty	36	72	30	165	53	\$2,855 \$2,235 \$620
	center drawer not available with this option <b>SW3666RKM</b> Consists of: <b>SW3666RK</b> Right Keyhole Desk <b>SW2848RMP</b> Right Full Modesty	36	66	30	155	48	\$2,704 \$2,084 \$620
	<b>Left Keyhole Desk-Full Modesty</b> <b>SW3672LKM</b> Consists of: <b>SW3672LK</b> Left Keyhole Desk <b>SW2854LMP</b> Left Full Modesty	36	72	30	165	53	\$2,855 \$2,235 \$620
	center drawer not available with this option <b>SW3666LKM</b> Consists of: <b>SW3666LK</b> Left Keyhole Desk <b>SW2848LMP</b> Left Full Modesty	36	66	30	155	48	\$2,704 \$2,084 \$620
	<b>Right Keyhole Desk-3/4 Modesty</b> <b>SW3672RKT</b> Consists of: <b>SW3672RK</b> Right Keyhole Desk <b>SW2154RMP</b> Right 3/4 Modesty	36	72	30	165	53	\$2,855 \$2,235 \$620
	center drawer not available with this option <b>SW3666RKT</b> Consists of: <b>SW3666RK</b> Right Keyhole Desk <b>SW2148RMP</b> Right 3/4 Modesty	36	66	30	155	48	\$2,704 \$2,084 \$620
	<b>Left Keyhole Desk-3/4 Modesty</b> <b>SW3672LKT</b> Consists of: <b>SW3672LK</b> Left Keyhole Desk <b>SW2154LMP</b> Left 3/4 Modesty	36	72	30	165	53	\$2,855 \$2,235 \$620
	center drawer not available with this option <b>SW3666LKT</b> Consists of: <b>SW3666LK</b> Left Keyhole Desk <b>SW2148LMP</b> Left 3/4 Modesty	36	66	30	155	48	\$2,704 \$2,084 \$620

SWIRVE

**Return Applications**  
Right L Unit  
(featuring Right Return)



Left L Unit  
(featuring Left Return)



Right

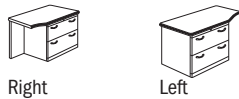
Left

**QUICKSHIP**

**Description**

**Executive Return**  
· legal pedestal  
· file/file  
· one surface grommet standard

**Lateral File Return**  
· lateral pedestal  
· file/file



Right

Left

Note: Returns feature pedestal locking.

		<b>1 Model</b>	<b>D</b>	<b>W</b>	<b>H</b>	<b>CTN WT</b>	<b>CU FT</b>	<b>List Price</b>
Right		SW2466ERR QSW2466ERR	24	66	30	210	33	\$2,089
Left		SW2466ELR QSW2466ELR	24	66	30	210	33	\$2,089
Right		SW2460ERR	24	60	30	200	30	\$1,980
Left		SW2460ELR	24	60	30	200	30	\$1,980
Right		SW2454ERR	24	54	30	190	27	\$1,904
Left		SW2454ELR	24	54	30	190	27	\$1,904
Right		SW2448ERR	24	48	30	175	25	\$1,831
Left		SW2448ELR	24	48	30	175	25	\$1,831
Right		SW2442ERR QSW2442ERR	24	42	30	155	22	\$1,764
Left		SW2442ELR QSW2442ELR	24	42	30	155	22	\$1,764
Right		SW2448LRR	24	48	30	170	25	\$2,257
Left		SW2448LLR	24	48	30	170	25	\$2,257

SWIRVE

**To Order, Specify:**

- 1** Model number
- 2** Finish
- 3** Pull color: Black (BL) or Satin Nickel (SN)
- 4** Keyboard accessories (see page 306)
- 5** Power and data options (see page 308)
- 6** Other product options (see page 118)

**2 Finish Options:**

AUC	Autumn Cherry	LCC	Legacy Cherry
BRC	Brighton Cherry	MMC	Mystic Mahogany
CCC	Classic Cherry	NCC	Natural Cherry
ECC	Ember Cherry	VCC	Vintage Cherry

**Edge Profile:**



Order Check List  
page 118

Product Specifications  
page 117

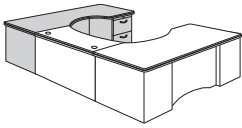
Keyboard Accessories  
page 306-307

Power and Data Options  
pages 308

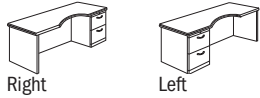
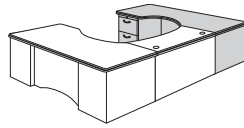
Product Modifications  
page 118

For assistance in specifying,  
call JSI Customer Service at  
800-457-4511 or access  
GIZA and CAP electronic  
catalogs.

### Credenza Applications Right U Unit (featuring Right Credenza)



### Left U Unit (featuring Left Credenza)



**QUICKSHIP**

**Description**

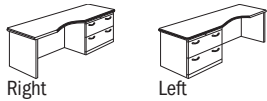
**Pedestal Credenza**  
 · legal pedestal  
 · file/file  
 · grommet located in top center of back panel

**Model**

**D W H CTN WT CU FT List Price**

Right	SW2472RC QSW2472RC	24	72	30	220	36	\$2,380
Left	SW2472LC QSW2472LC	24	72	30	220	36	\$2,380

Right	SW2466RC QSW2466RC	24	66	30	210	33	\$2,238
Left	SW2466LC QSW2466LC	24	66	30	210	33	\$2,238



**Lateral Pedestal Credenza**  
 · lateral file pedestal  
 · file/file

Right	SW2484LRC	24	84	30	270	42	\$2,971
Left	SW2484LLC	24	84	30	270	42	\$2,971

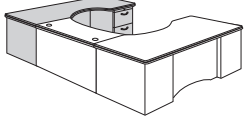
Right	SW2478LRC	24	78	30	250	39	\$2,803
Left	SW2478LLC	24	78	30	250	39	\$2,803

Right	SW2472LRC	24	72	30	240	36	\$2,645
Left	SW2472LLC	24	72	30	240	36	\$2,645

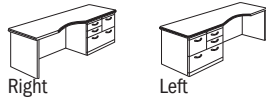
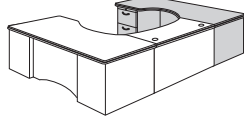
Right	SW2466LRC	24	66	30	230	33	\$2,540
Left	SW2466LLC	24	66	30	230	33	\$2,540

Note: Credenzas feature pedestal locking.

**Credenza Applications, cont.**  
**Right U Unit**  
 (featuring Right Credenza)



**Left U Unit**  
 (featuring Left Credenza)



Description	Model	D	W	H	CTN WT	CU FT	List Price
Multi-File Pedestal Credenza · lateral file pedestal · box/box/file/lateral file	Right SW2484MRC	24	84	30	295	42	\$3,085
	Left SW2484MLC	24	84	30	295	42	\$3,085
	Right SW2478MRC	24	78	30	275	39	\$2,918
	Left SW2478MLC	24	78	30	275	39	\$2,918
	Right SW2472MRC	24	72	30	265	36	\$2,760
	Left SW2472MLC	24	72	30	265	36	\$2,760
	Right SW2466MRC	24	66	30	255	33	\$2,654
	Left SW2466MLC	24	66	30	255	33	\$2,654

Note: Credenzas feature pedestal locking.

**To Order, Specify:**

- 1 Model number
- 2 Finish
- 3 Pull color: Black (BL) or Satin Nickel (SN)
- 4 Keyboard accessories (see page 306)
- 5 Power and data options (see page 308)
- 6 Other product options (see page 118)

**2 Finish Options:**

- |                     |                     |
|---------------------|---------------------|
| AUC Autumn Cherry   | LCC Legacy Cherry   |
| BRC Brighton Cherry | MMC Mystic Mahogany |
| CCC Classic Cherry  | NCC Natural Cherry  |
| ECC Ember Cherry    | VCC Vintage Cherry  |

**Edge Profile:**



For assistance in specifying, call JSI Customer Service at 800-457-4511 or access GIZA and CAP electronic catalogs.

Order Check List  
page 118

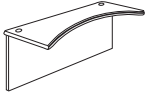
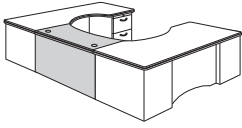
Product Specifications  
page 117

Keyboard Accessories  
page 306-307

Power and Data Options  
pages 308

Product Modifications  
page 118

## Bridge Applications U Unit

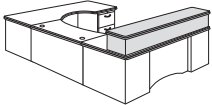


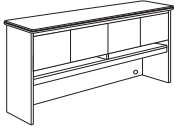


**QUICKSHIP**

Description	Model	D	W	H	CTN WT	CU FT	List Price
<b>Executive Bridge</b> · two surface grommet standard	SW2460EB	24	60	30	115	30	\$1,046
	SW2454EB	24	54	30	105	27	\$986
	SW2448EB QSW2448EB	24	48	30	95	25	\$931
	SW2442EB QSW2442EB	24	42	30	85	22	\$855
	SW2436EB	24	36	30	75	19	\$797

SWIRVE

Description	Model	D	W	H	CTN WT	CU FT	List Price
<b>Transaction Counter</b>	SW1372TC · coordinates with a 72" surface	13	72	16	87	9	\$887
	SW1366TC · coordinates with a 66" surface	13	66	16	79	8	\$850



Description	① Model	D	W	H	CTN WT	CU FT	List Price
 <p><b>QUICKSHIP</b></p>	<b>SW1884S0</b> · grommets in bottom left and right and in top center of back panel · tackboard available, see page 141 · task light available, see page 140 · clearance opening 18" h x 80 3/8" w · non-locking · locking doors available, specify and add \$170 list	18	84	42	240	45	\$2,249
	<b>SW1878S0</b> · grommets in bottom left and right and in top center of back panel · tackboard available, see page 141 · task light available, see page 140 · clearance opening 18" h x 74 3/8" w · non-locking · locking doors available, specify and add \$170 list	18	78	42	230	42	\$2,164
	<b>SW1872S0</b> <b>QSW1872S0</b>  · grommets in bottom left and right and in top center of back panel · tackboard available, see page 141 · task light available, see page 140 · clearance opening 18" h x 68 3/8" w · non-locking · locking doors available, specify and add \$170 list	18	72	42	220	39	\$2,082
	<b>SW1866S0</b> <b>QSW1866S0</b>  · grommets in bottom left and right and in top center of back panel · tackboard available, see page 141 · task light available, see page 140 · clearance opening 18" h x 62 3/8" w · non-locking · locking doors available, specify and add \$170 list	18	66	42	210	36	\$1,993
	<b>SW1860S0</b> · grommets in bottom left and right and in top center of back panel · tackboard available, see page 141 · task light available, see page 140 · clearance opening 18" h x 56 3/8" w · non-locking · locking doors available, specify and add \$170 list	18	60	42	200	24	\$1,913

SWIRVE

**To Order, Specify:**

- ① Model number
- ② Finish
- ③ Keyboard accessories (see page 306)
- ④ Power and data options (see page 308)
- ⑤ Other product options (see page 118)

**② Finish Options:**

- |     |                 |     |                 |
|-----|-----------------|-----|-----------------|
| AUC | Autumn Cherry   | LCC | Legacy Cherry   |
| BRC | Brighton Cherry | MMC | Mystic Mahogany |
| CCC | Classic Cherry  | NCC | Natural Cherry  |
| ECC | Ember Cherry    | VCC | Vintage Cherry  |

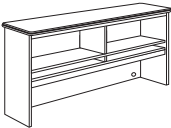
**Edge Profile:**

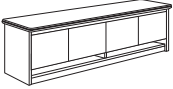
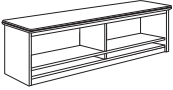


For assistance in specifying, call JSI Customer Service at 800-457-4511 or access GIZA and CAP electronic catalogs.

**Order Check List**

- page 118
- Product Specifications**  
page 117
- Keyboard Accessories**  
page 306-307
- Power and Data Options**  
pages 308
- Product Modifications**  
page 118

Description	① Model	D	W	H	CTN WT	CU FT	List Price
Open Overhead Cabinet 	<b>SW188400</b> · grommets in bottom left and right and in top center of back panel · tackboard available, see page 141 · task light available, see page 140 · clearance opening 18" h x 80 3/8" w	18	84	42	200	45	\$2,160
	<b>SW187800</b> · grommets in bottom left and right and in top center of back panel · tackboard available, see page 141 · task light available, see page 140 · clearance opening 18" h x 74 3/8" w	18	78	42	190	42	\$2,075
	<b>SW187200</b> · grommets in bottom left and right and in top center of back panel · tackboard available, see page 141 · task light available, see page 140 · clearance opening 18" h x 68 3/8" w	18	72	42	180	39	\$1,991
	<b>SW186600</b> · grommets in bottom left and right and in top center of back panel · tackboard available, see page 141 · task light available, see page 140 · clearance opening 18" h x 62 3/8" w	18	66	42	170	36	\$1,903
	<b>SW186000</b> · grommets in bottom left and right and in top center of back panel · tackboard available, see page 141 · task light available, see page 140 · clearance opening 18" h x 56 3/8" w	18	60	42	160	24	\$1,822

Description	① Model	D	W	H	CTN WT	CU FT	List Price
<b>Wallmount Storage Overhead Cabinet</b> 	<b>SW1872WMS</b> · tackboard available, see page 141 · task light available, see page 140 · non-locking · locking doors available, specify and add \$170 list	17 3/4	72	24 1/8	200	22	\$1,901
	<b>SW1866WMS</b> · tackboard available, see page 141 · task light available, see page 140 · non-locking · locking doors available, specify and add \$170 list	17 3/4	66	24 1/8	190	21	\$1,811
	<b>SW1860WMS</b> · tackboard available, see page 141 · task light available, see page 140 · non-locking · locking doors available, specify and add \$170 list	17 3/4	60	24 1/8	180	19	\$1,732
<b>Wallmount Open Overhead Cabinet</b> 	<b>SW1872WMO</b> · tackboard available, see page 141 · task light available, see page 140	17 3/4	72	24 1/8	180	22	\$1,809
	<b>SW1866WMO</b> · tackboard available, see page 141 · task light available, see page 140	17 3/4	66	24 1/8	170	21	\$1,723
	<b>SW1860WMO</b> · tackboard available, see page 141 · task light available, see page 140	17 3/4	60	24 1/8	160	19	\$1,641

SWIRVE

**To Order, Specify:**

- ① Model number
- ② Finish
- ③ Power and data options (see page 308)
- ④ Other product options (see page 118)

**② Finish Options:**

- |     |                 |     |                 |
|-----|-----------------|-----|-----------------|
| AUC | Autumn Cherry   | LCC | Legacy Cherry   |
| BRC | Brighton Cherry | MMC | Mystic Mahogany |
| CCC | Classic Cherry  | NCC | Natural Cherry  |
| ECC | Ember Cherry    | VCC | Vintage Cherry  |

**Edge Profile:**




For assistance in specifying, call JSI Customer Service at 800-457-4511 or access GIZA and CAP electronic catalogs.

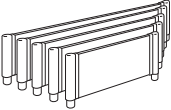
Order Check List  
page 118

Product Specifications  
page 117

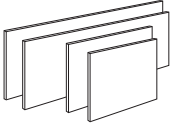


Power and Data Options  
pages 308

Product Modifications  
page 118

Description	① Model	D	W	H	CTN WT	CU FT	List Price
Task Light	<b>48T5L</b> <b>Q48T5L QS</b>	4 1/2	48	1 1/2	3	1	\$308
 <b>QUICKSHIP</b>	<ul style="list-style-type: none"> <li>· for use with SO overhead cabinets</li> <li>· task lights ship with fluorescent bulb; slim, energy-efficient T5-3500K lamp</li> <li>· two position on-off switch</li> <li>· prismatic lens with electronic ballast</li> <li>· UL listed component</li> <li>· field installed</li> </ul>						

Description	① Model	Dimensions	Fabric Grade/List Price								
			B/COM	C	D	E	F	G	L	M	
Privacy Panels	<ul style="list-style-type: none"> <li>· Bailey (Sherman Pewter) Interface panel fabric standard. Use Grade B pricing.</li> <li>· Other fabrics available, contact Customer Service.</li> </ul>										
	<b>SW1784PP</b>	D 3/4 W 78 H 17 COM YDG 2 1/2	\$617	\$652	\$704	\$774	\$850	\$933	\$1,038	\$1,142	
	<b>SW1778PP</b>	D 3/4 W 72 H 17 COM YDG 2 1/2	\$580	\$615	\$667	\$737	\$813	\$896	\$1,001	\$1,105	
	<b>SW1772PP</b>	D 3/4 W 66 H 17 COM YDG 2	\$524	\$552	\$594	\$694	\$711	\$777	\$861	\$944	
	<b>SW1766PP</b>	D 3/4 W 60 H 17 COM YDG 2	\$507	\$535	\$577	\$632	\$694	\$760	\$844	\$927	
	<b>SW1760PP</b>	D 3/4 W 54 H 17 COM YDG 2	\$487	\$515	\$557	\$612	\$674	\$740	\$824	\$907	

Note: Price includes two Privacy Panel Supports.

Description	1 Model	Dimensions	Fabric Grade/List Price							
			B/COM	C	D	E	F	G	L	M
<b>Tackboards</b>  <b>QUICKSHIP</b>			<ul style="list-style-type: none"> <li>· Bailey (Sherman Pewter) Interface panel fabric standard. Use Grade B pricing.</li> <li>· Other fabrics available, contact Customer Service.</li> <li>· Tackboards attached with covered button screws.</li> <li>· Tackboards ship attached when ordered with overhead cabinets.</li> </ul>							
	<b>SW84TK</b> · for use with 84" overhead cabinets	D 3/8 W 78 7/8 H 13 5/8 COM YDG 2 1/2	\$299	\$334	\$386	\$455	\$532	\$615	\$720	\$823
	<b>SW78TK</b> · for use with 78" overhead cabinets	D 3/8 W 73 7/8 H 13 5/8 COM YDG 2 1/2	\$296	\$331	\$383	\$452	\$529	\$612	\$717	\$820
	<b>SW72TK</b> <b>QSW72TK</b>  · for use with 72" overhead cabinets	D 3/8 W 67 7/8 H 13 5/8 COM YDG 2	\$282	\$310	\$351	\$407	\$468	\$535	\$619	\$701
	<b>SW66TK</b> <b>QSW66TK</b>  · for use with 66" overhead cabinets	D 3/8 W 61 7/8 H 13 5/8 COM YDG 2	\$280	\$308	\$349	\$405	\$466	\$533	\$617	\$699
	<b>SW60TK</b> · for use with 60" overhead cabinets	D 3/8 W 55 7/8 H 13 5/8 COM YDG 2	\$269	\$297	\$338	\$394	\$455	\$522	\$606	\$688

SWIRVE

**To Order, Specify:**

- 1 Model number
- 2 Finish
- 3 Fabric selection: vendor, pattern, color

**2 Finish Options:**






- |                     |                     |
|---------------------|---------------------|
| AUC Autumn Cherry   | LCC Legacy Cherry   |
| BRC Brighton Cherry | MMC Mystic Mahogany |
| CCC Classic Cherry  | NCC Natural Cherry  |
| ECC Ember Cherry    | VCC Vintage Cherry  |

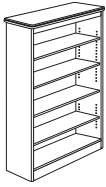
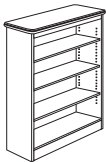

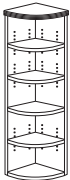
Order Check List  
page 118

**Edge Profile:**



For assistance in specifying, call JSI Customer Service at 800-457-4511 or access GIZA and CAP electronic catalogs.

Description	① Model	D	W	H	CTN WT	CU FT	List Price
 <p>Lateral File</p>	<b>SW3654LF</b> <b>QSW3654LF QS</b> · four drawers · anti-tip interlock mechanism · pedestal locking	24	36 5/8	54	340	33	\$2,576
<p><b>QUICKSHIP</b></p>							
 <p>Lateral File</p>	<b>SW3630LF</b> <b>QSW3630LF QS</b> · two drawers · anti-tip interlock mechanism · pedestal locking	24	36 5/8	30	180	19	\$1,702
<p><b>QUICKSHIP</b></p>							
 <p>Mobile Pedestal</p>	<b>SW1820MP</b> · available as box/box/file only · legal width pedestal · pedestal locking · locking casters	20	20 1/2	28 1/2	95	9	\$1,169
 <p>Mobile Kidney Docking Table</p>	<b>SW36AKT</b> · adjustable height · pneumatic lift	29 3/4	35 5/8	25 1/2 - 35 1/4	75	22	\$1,731
 <p>Mobile Teardrop Docking Table</p>	<b>SW36ATT</b> · adjustable height · pneumatic lift	36 1/4	36 1/4	25 1/2 - 35 1/4	65	28	\$1,731

Description	① Model	D	W	H	CTN WT	CU FT	List Price
 <p>Bookcase</p>	<p>SW3672BC QSW3672BC <i>QS</i></p> <ul style="list-style-type: none"> <li>· three adjustable shelves</li> <li>· one fixed shelf</li> </ul>	18	36 5/8	72	150	33	\$1,687
<b>QUICKSHIP</b>							
 <p>Bookcase</p>	<p>SW3654BC QSW3654BC <i>QS</i></p> <ul style="list-style-type: none"> <li>· three adjustable shelves</li> </ul>	18	36 5/8	54	120	26	\$1,267
<b>QUICKSHIP</b>							
 <p>Bookcase</p>	<p>SW3630BC</p> <ul style="list-style-type: none"> <li>· one adjustable shelf</li> </ul>	18	36 5/8	30	90	15	\$843
 <p>Radius Corner Bookcase</p>	<p>SW1818RBC</p> <ul style="list-style-type: none"> <li>· three adjustable shelves</li> <li>· one fixed shelf</li> <li>· edge profiled on front only</li> </ul>	18	18	72	90	18	\$1,803

SWIRVE

**To Order, Specify:**

- ① Model number
- ② Finish
- ③ Pull color: Black (BL) or Satin Nickel (SN)
- ④ Power and data options (see page 308)
- ⑤ Other product options (see page 118)

**② Finish Options:**

- |     |                 |     |                 |
|-----|-----------------|-----|-----------------|
| AUC | Autumn Cherry   | LCC | Legacy Cherry   |
| BRC | Brighton Cherry | MMC | Mystic Mahogany |
| CCC | Classic Cherry  | NCC | Natural Cherry  |
| ECC | Ember Cherry    | VCC | Vintage Cherry  |

**Edge Profile:**






For assistance in specifying, call JSI Customer Service at 800-457-4511 or access GIZA and CAP electronic catalogs.

Order Check List  
page 118

Product Specifications  
page 117

Power and Data Options  
pages 308

Product Modifications  
page 118


Description	① Model	D	W	H	CTN WT	CU FT	List Price
Bookcase Overhead  <b>QUICKSHIP</b>	<b>SW1848B0</b> · one adjustable shelf · one fixed shelf · one back panel grommet standard	18	48	42	90	26	\$932
	<b>SW1842B0</b> · one adjustable shelf · one fixed shelf · one back panel grommet standard	18	42	42	85	23	\$887
	<b>SW1836B0</b> <b>QSW1836B0</b>  · one adjustable shelf · one fixed shelf · one back panel grommet standard	18	36 5/8	42	80	19	\$845
Corner Unit 	<b>SW4242CU</b> · one surface grommet · freestanding only	42	42	30	160	37	\$1,851
	<b>SW3636CU</b> · one surface grommet · freestanding only · keyboard tray or mouse pad cannot be used with this model	36	36	30	147	28	\$1,695

Description	① Model	D	W	H	CTN WT	CU FT	List Price
-------------	---------	---	---	---	-----------	----------	------------

**Storage Cabinet Lateral File**

**SW3672SWLF**

- shelves on top section
- locking lateral files on bottom
- non-locking doors

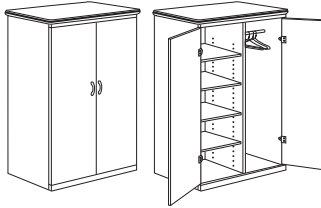


24 36 5/8 72 360 43 \$5,626

**Wardrobe**

**SW3672W**

- shelves on left (second from bottom fixed)
- chrome hanging bar on right
- non-locking

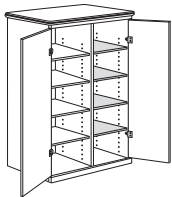


24 36 5/8 72 360 43 \$2,626

**Hanging Bar to Shelves Conversion Kit**

**SW1824SK**

- compatible with units shipped AFTER January 1, 2008
- four shelves
- for 36" wide wardrobe

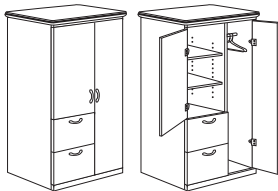


56 2 \$726

**Storage Wardrobe - Right**

**SW2472SWR**

- two adjustable shelves on upper left
- bottom shelf fixed
- chrome hanging bar on right
- two file drawers
- non-locking

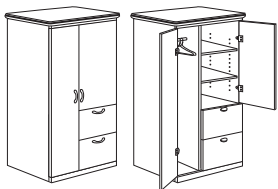


24 25 5/8 72 340 30 \$2,684

**Storage Wardrobe - Left**

**SW2472SWL**

- two adjustable shelves on upper right
- bottom shelf fixed
- chrome hanging bar on left
- two file drawers
- non-locking



24 25 5/8 72 340 30 \$2,684

**To Order, Specify:**

- ① Model number
- ② Finish
- ③ Pull color: Black (BL) or Satin Nickel (SN)
- ④ Keyboard accessories (see page 306)
- ⑤ Power and data options (see page 308)
- ⑥ Other product options (see page 118)

**② Finish Options:**

- |     |                 |     |                 |
|-----|-----------------|-----|-----------------|
| AUC | Autumn Cherry   | LCC | Legacy Cherry   |
| BRC | Brighton Cherry | MMC | Mystic Mahogany |
| CCC | Classic Cherry  | NCC | Natural Cherry  |
| ECC | Ember Cherry    | VCC | Vintage Cherry  |

**Edge Profile:**



Order Check List  
page 118


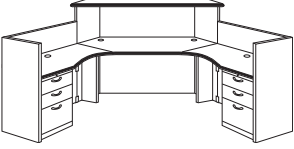
Product Specifications  
page 117





Keyboard Accessories  
page 306-307

Power and Data Options  
pages 308

Product Modifications  
page 118

For assistance in specifying,  
call JSI Customer Service at  
800-457-4511 or access  
GIZA and CAP electronic  
catalogs.

Description	① Model	D	W	H	CTN WT	CU FT	List Price
Storage Cabinet 	<b>SW3630SC</b> · one adjustable shelf · non-locking	24	36 5/8	30	140	19	\$1,683
Reception Station 	<b>SW2490RS</b> · legal width pedestals	60 3/4	123	48			\$10,814
	<b>Consists of:</b>						
	<b>Left Return</b> · pedestal locking	24 1/4	42	42	165	30	
	<b>Bridge with Transaction Counter</b>	28	68	48	135	62	
	<b>Right Return</b> · pedestal locking	24 1/4	42	42	165	30	

Description	① Model	D	W	H	CTN WT	CU FT	List Price
 <b>QUICKSHIP</b>	<b>SW48CTD</b> · ships KD in two cartons <b>Consists of:</b> <b>SW48TT Table Top</b> <b>QSW48TT</b>	48	48	30			\$1,725
	<b>SW20RB Round Base</b> <b>QSW20RB</b>				135	9	\$1,077
					60	12	\$648
	<b>SW42CTD</b> · ships KD in two cartons <b>Consists of:</b> <b>SW42TT Table Top</b> <b>SW20RB Round Base</b>	42	42	30			\$1,619
					115	7	\$971
					60	12	\$648
	<b>SW42MTD</b> · ships KD in two cartons <b>Consists of:</b> <b>SW42TT Table Top</b> <b>SW18-16RB Round Base</b>	42	42	17			\$1,568
					115	7	\$971
					50	9	\$597
	<b>SW36MTD</b> · ships KD in two cartons <b>Consists of:</b> <b>SW36TT Table Top</b> <b>SW18-16RB Round Base</b>	36	36	17			\$1,445
					85	6	\$848
					50	9	\$597

SWIRVE

**To Order, Specify:**

- ① Model number
- ② Finish
- ③ Pull color: Black (BL) or Satin Nickel (SN)
- ④ Keyboard accessories (see page 306)
- ⑤ Power and data options (see page 308)
- ⑥ Other product options (see page 118)

**② Finish Options:**

- |     |                 |     |                 |
|-----|-----------------|-----|-----------------|
| AUC | Autumn Cherry   | LCC | Legacy Cherry   |
| BRC | Brighton Cherry | MMC | Mystic Mahogany |
| CCC | Classic Cherry  | NCC | Natural Cherry  |
| ECC | Ember Cherry    | VCC | Vintage Cherry  |





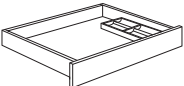
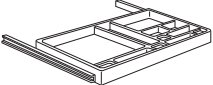
**Edge Profile:**



**Order Check List**

- page 118
- Product Specifications**  
page 117
- Keyboard Accessories**  
page 306-307
- Power and Data Options**  
pages 308
- Product Modifications**  
page 118

For assistance in specifying, call JSI Customer Service at 800-457-4511 or access GIZA and CAP electronic catalogs.

Description	① Model	D	W	H	CTN WT	CU FT	List Price
Sofa Table 	<b>SW1860ST</b> · ships KD in one carton	18	60	30	65	5	\$1,022
Magazine Table 	<b>SW2042MT</b> · ships KD in one carton	20	42	16	65	5	\$728
End Table 	<b>SW2424ET</b> · ships KD in one carton	24	24	20	50	4	\$494
End Table 	<b>SW2028ET</b> · ships KD in one carton	20	28	20	45	4	\$494
Center Drawer  <b>QUICKSHIP</b>	<b>SW1825CD</b> <b>QSW1825CD <i>QS</i></b> · non-locking · cannot be installed on 66" wide bullet or keyhole desk with veneer modesty panel	18	25	3	12	100	\$206
Black Accessory Drawer  <b>QUICKSHIP</b>	<b>1622CD</b> <b>Q1622CD <i>QS</i></b> · non-locking · cannot be installed on 66" wide bullet or keyhole desk with veneer modesty panel	16	22	1 ½	8	3	\$206

SWIRVE



SWIRVE

**COORDINATING SWIRVE CONFERENCE AVAILABLE IN YOUR JSI CONFERENCE PRICE LIST.**

- Cherry veneer
- Shaped and flat side profiles
- Satin nickel and black pulls
- Tops feature a multi-step, semi-open pore finish with a satin finish

**To Order, Specify:**

- 1 Model number
- 2 Finish
- 3 Power and data options (see page 308)
- 4 Other product options (see page 118)

**2 Finish Options:**

AUC	Autumn Cherry	LCC	Legacy Cherry
BRC	Brighton Cherry	MMC	Mystic Mahogany
CCC	Classic Cherry	NCC	Natural Cherry
ECC	Ember Cherry	VCC	Vintage Cherry

**Edge Profile:**



For assistance in specifying, call JSI Customer Service at 800-457-4511 or access GIZA and CAP electronic catalogs.

Order Check List  
page 118

Product Specifications  
page 117

Power and Data Options  
pages 308

Product Modifications  
page 118

# SWIRVE FLAT EDGE



## **Product Specifications**

- Veneer:** All exterior surfaces are finest selected plain-sliced book-matched Cherry veneer chosen for superior clarity and exact consistency.
- Top Construction:** Tops are 3-ply balanced construction, 1 3/16" thick with a black bumper edge.
- Chassis:** The chassis consists of Cherry book-matched veneer. Mortise and tennon construction. Breakfront center modesty panel on desks. Leveling glides are set in solid hardwood to prevent glide tear-out.
- End Panels:** Outside end panels are 13/16" thick with a Cherry edge veneer on the front and back.

- Pedestals:** Pedestals are mortise and tennon construction reinforced with screws for increased stability.
- Drawers:** Drawers are assembled using four corner, dovetailed box and 1/4" thick drawer bottom panels construction with exterior front attached separately. Sides and backs are 9-ply, 7/16" thick unidirectional hardwood. Interiors are sanded and finished with clear catalyzed varnish to protect against shrinking, swelling or warping, and to provide a clean, smooth feel and appearance.
- Drawer Suspension:** High quality black drawer suspensions carry a lifetime warranty. File and box drawers have 100% full extension with over-travel. Slides feature steel ball bearings for longer wear and positive, cushioned in/out stops.
- File Systems:** All file drawers are constructed with a custom designed filing system in place.
- Locking:** All desks, credenzas, returns and mobile pedestals feature pedestal locking and lateral files feature central locking to provide maximum security and flexibility. Units are shipped randomly keyed as standard (L and U units keyed alike). Keyed alike units available at no upcharge with removable cores for in-field re-keying.
- Finish:** JSI's multi-step finish process includes a high quality translucent stain and clear catalyzed conversion varnish top coat which enhances and protects the natural characteristic beauty of the veneer and hardwoods. This finish combines durability and consistency with the ease of being field repairable. Tops are semi-open grain and feature a satin finish.

## Swirve Flat Edge Order Check List:

### Specify:

- 1. Complete model number
- 2. Finish color
  - A. Wood Finish
  - B. Metal Finish
- 3. Pull color
- 4. \*Modesty panel options (where applicable)
- 5. Product options
- 6. Accessories
- 7. Power and data (Requires drawing of location)
- 8. Sidemark information  
(i.e. Key offices alike, Mike's Office)
- 9. Ship to address - (Contact name & phone number)
- 10. Special delivery instructions (i.e. Call before delivery, deliver to job site)

### Examples:

1. SW3672DD | VCC | SN  
(product) | (finish) | (pull color)

Tackboard: Vendor | Pattern | Color  
INTERFACE | BAILEY | SHERMAN PEWTER

### 2. A. Wood Finish

AUC	Autumn Cherry	LCC	Legacy Cherry
BRC	Brighton Cherry	MMC	Mystic Mahogany
CCC	Classic Cherry	NCC	Natural Cherry
ECC	Ember Cherry	VCC	Vintage Cherry



**B. Metal Finish - Column Base: Black or Silver**  
(Bullet, Keyhole and P-top)

### 3. Pull Colors:

- (BL) Black
- (SN) Satin Nickel

### \*4. Optional Wood Modesty Panels:

Bullet, Keyhole and P-Top Modesty Panel Options:  
(replaces column base)



**Right Full Modesty Panel**



**Left Full Modesty Panel**



**Right 3/4 Modesty Panel**



**Left 3/4 Modesty Panel**

### 5. Product Options:

- High Pressure Laminate Top: No additional upcharge  
(For standard matching wood grain laminates only)
- Writing Shelves on Pedestal: \$170 upcharge  
(per pedestal)
- Grommet: \$60 per grommet upcharge  
(drawing for location and dimensions must be provided)
- Sheen Modification: 15% upcharge (For Top Only)
- Special Finish: \$226 upcharge
- Change Veneer Species: 40% upcharge  
(For oak, maple or walnut only)
- Change Drawer Configuration (keeping same depth and width):  
5% upcharge  
(changing from box/box/file to file/file or from file/file to box/box/file)

**All prices are list**

### 6. Accessories: (See page 306)

<b>AK1</b> 	<b>MT1</b> 	<b>AK2</b> 	<b>AK3</b> 	<b>MT2</b> 
<b>AK4</b> 	<b>MT4</b> 	<b>12WC</b> <b>24WC</b> <b>36WC</b> 		

Requires wood finish

### 7. Power and Data: Available in Black or Silver (See page 308)

<b>EC3</b> 	<b>EC10</b> 	<b>EC11</b> 
----------------	-----------------	-----------------

(Standard Location)

**NOTE:** Any specials or modifications must be accompanied by quote and approved drawing.

\*= Optional items may incur upcharge.

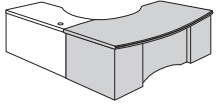
## Interior Drawer Dimensions

Model Number	Description	Drawer		Drawer Type	Drawer Dimensions			File Drawer Capabilities
		Left	Right		Inside Depth	Inside Width	Inside Height	
<b>SW4272BD-FE</b>	Bow Top Desk	Box/Box/File	Box/Box/File	Box	21	14 <sup>7</sup> / <sub>8</sub>	4 <sup>1</sup> / <sub>2</sub>	Legal filing front-to-back
				File	21	14 <sup>7</sup> / <sub>8</sub>	9 <sup>1</sup> / <sub>2</sub>	Legal or letter filing side-to-side
<b>SW3672BD-FE</b>	Bow Top Desk	Box/Box/File	Box/Box/File	Box	21	14 <sup>7</sup> / <sub>8</sub>	4 <sup>1</sup> / <sub>2</sub>	Legal filing front-to-back
				File	21	14 <sup>7</sup> / <sub>8</sub>	9 <sup>1</sup> / <sub>2</sub>	Legal or letter filing side-to-side
<b>SW3366BD-FE</b>	Bow Top Desk	Box/Box/File	Box/Box/File	Box	21	11 <sup>7</sup> / <sub>8</sub>	4 <sup>1</sup> / <sub>2</sub>	Letter filing front-to-back
<b>SW3360BD-FE</b>	Box Top Desk	Box/Box/File	Box/Box/File	File	21	11 <sup>7</sup> / <sub>8</sub>	9 <sup>1</sup> / <sub>2</sub>	Legal or letter filing side-to-side
<b>SW3672DD-FE</b>	Double Pedestal Desk	Box/Box/File	Box/Box/File	Box	21	14 <sup>7</sup> / <sub>8</sub>	4 <sup>1</sup> / <sub>2</sub>	Legal filing front-to-back
				File	25 <sup>3</sup> / <sub>8</sub>	14 <sup>7</sup> / <sub>8</sub>	9 <sup>1</sup> / <sub>2</sub>	Legal or letter filing side-to-side
<b>SW3666DD-FE</b>	Double Pedestal Desk	Box/Box/File	Box/Box/File	Box	21	11 <sup>7</sup> / <sub>8</sub>	4 <sup>1</sup> / <sub>2</sub>	Legal filing front-to-back
				File	25 <sup>3</sup> / <sub>8</sub>	11 <sup>7</sup> / <sub>8</sub>	9 <sup>1</sup> / <sub>2</sub>	Legal or letter filing side-to-side
<b>SW3066DD-FE</b>	Double Pedestal Desk	Box/Box/File	Box/Box/File	Box	21	11 <sup>7</sup> / <sub>8</sub>	4 <sup>1</sup> / <sub>2</sub>	Letter filing front-to-back
				File	21	11 <sup>7</sup> / <sub>8</sub>	9 <sup>1</sup> / <sub>2</sub>	Legal or letter filing side-to-side
<b>SW3060DD-FE</b>	Double Pedestal Desk	Box/Box/File	Box/Box/File	Box	21	11 <sup>7</sup> / <sub>8</sub>	4 <sup>1</sup> / <sub>2</sub>	Letter filing front-to-back
				File	21	11 <sup>7</sup> / <sub>8</sub>	9 <sup>1</sup> / <sub>2</sub>	Legal or letter filing side-to-side
<b>Single Pedestal</b>								
<b>SW4272RBD-FE</b>	Right Pedestal Bow Desk		Box/Box/File	Box	21	14 <sup>7</sup> / <sub>8</sub>	4 <sup>1</sup> / <sub>2</sub>	Legal filing front-to-back
<b>SW4272LBD-FE</b>	Left Pedestal Bow Desk	Box/Box/File		File	25 <sup>3</sup> / <sub>8</sub>	14 <sup>7</sup> / <sub>8</sub>	9 <sup>1</sup> / <sub>2</sub>	Legal or letter filing side-to-side
<b>SW3672RBD-FE</b>	Right Pedestal Bow Desk		Box/Box/File	Box	21	14 <sup>7</sup> / <sub>8</sub>	4 <sup>1</sup> / <sub>2</sub>	Legal filing front-to-back
<b>SW3672LBD-FE</b>	Left Pedestal Bow Desk	Box/Box/File		File	21	14 <sup>7</sup> / <sub>8</sub>	9 <sup>1</sup> / <sub>2</sub>	Legal or letter filing side-to-side
<b>SW3366RBD-FE</b>	Right Pedestal Bow Desk		Box/Box/File	Box	21	11 <sup>7</sup> / <sub>8</sub>	4 <sup>1</sup> / <sub>2</sub>	Letter filing front-to-back
<b>SW3366LBD-FE</b>	Left Pedestal Bow Desk	Box/Box/File		File	21	11 <sup>7</sup> / <sub>8</sub>	9 <sup>1</sup> / <sub>2</sub>	Legal or letter filing side-to-side
<b>SW3672RD-FE</b>	Right Pedestal Desk		Box/Box/File	Box	21	14 <sup>7</sup> / <sub>8</sub>	4 <sup>1</sup> / <sub>2</sub>	Legal filing front-to-back
<b>SW3672LD-FE</b>	Left Pedestal Desk	Box/Box/File		File	25 <sup>3</sup> / <sub>8</sub>	11 <sup>7</sup> / <sub>8</sub>	9 <sup>1</sup> / <sub>2</sub>	Legal or letter filing side-to-side
<b>SW3666RD-FE</b>	Right Pedestal Desk		Box/Box/File					
<b>SW3666LD-FE</b>	Left Pedestal Desk	Box/Box/File						
<b>SW3066RD-FE</b>	Right Pedestal Desk		Box/Box/File	Box	21	11 <sup>7</sup> / <sub>8</sub>	4 <sup>1</sup> / <sub>2</sub>	Letter filing front-to-back
<b>SW3066LD-FE</b>	Left Pedestal Desk	Box/Box/File		File	21	11 <sup>7</sup> / <sub>8</sub>	9 <sup>1</sup> / <sub>2</sub>	Legal or letter filing side-to-side

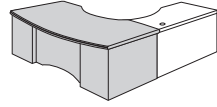
## Interior Drawer Dimensions

Model Number	Description	Drawer		Drawer Type	Drawer Dimensions			File Drawer Capabilities
		Left	Right		Inside Depth	Inside Width	Inside Height	
<b>SW2472SC-FE</b>	Storage Credenza	File/File	File/File	File	15 ¼	14 7/8	9 ½	Legal filing front-to-back;
<b>SW2472KC-FE</b>	Kneespace Credenza	File/File	File/File					Legal or letter filing side-to-side
<b>SW2472RC-FE</b>	Right Credenza		File/File					
<b>SW2472LC-FE</b>	Left Credenza	File/File						
<b>SW2466SC-FE</b>	Storage Credenza	File/File	File/File					
<b>SW2466KC-FE</b>	Kneespace Credenza	File/File	File/File					
<b>SW2466RC-FE</b>	Right Credenza		File/File					
<b>SW2466LC-FE</b>	Left Credenza	File/File						
<b>SW2466ELR-FE</b>	Executive Left Return	File/File						
<b>SW2466ERR-FE</b>	Executive Right Return		File/File					
<b>SW2460ELR-FE</b>	Executive Left Return	File/File						
<b>SW2460ERR-FE</b>	Executive Right Return		File/File					
<b>SW2454ELR-FE</b>	Executive Left Return	File/File						
<b>SW2454ERR-FE</b>	Executive Right Return		File/File					
<b>SW2448ELR-FE</b>	Executive Left Return	File/File						
<b>SW2448ERR-FE</b>	Executive Right Return		File/File					
<b>SW2442ELR-FE</b>	Executive Left Return	File/File						
<b>SW2442ERR-FE</b>	Executive Right Return		File/File					
<b>SW2460SC-FE</b>	Storage Credenza	File/File	File/File	File	15 ¼	11 7/8	9 ½	Letter filing front-to-back;
<b>SW2460KC-FE</b>	Kneespace Credenza	File/File	File/File					Legal or letter filing side-to-side
<b>All lateral files</b>								
<b>SW2484LRC-FE</b>	Right Pedestal Credenza		(2)Lateral Files	File	15 ¼	31	9 ½	Double legal or letter filing front-to-back;
<b>SW2484LLC-FE</b>	Left Pedestal Credenza	(2)Lateral Files						Legal or letter filing side-to-side
<b>SW2478LRC-FE</b>	Right Pedestal Credenza		(2)Lateral Files					
<b>SW2478LLC-FE</b>	Left Pedestal Credenza	(2)Lateral Files						
<b>SW2472LRC-FE</b>	Right Pedestal Credenza		(2)Lateral Files					
<b>SW2472LLC-FE</b>	Left Pedestal Credenza	(2)Lateral Files						
<b>SW2466LRC-FE</b>	Right Pedestal Credenza		(2)Lateral Files					
<b>SW2466LLC-FE</b>	Left Pedestal Credenza	(2)Lateral Files						
<b>SW2448LRR-FE</b>	Right Lateral File Return		(2)Lateral Files					
<b>SW2448LLR-FE</b>	Left Lateral File Return	(2)Lateral Files						
<b>SW3654LF-FE</b>	Lateral File	(4)Lateral Files						
<b>SW3630LF-FE</b>	Lateral File	(2)Lateral Files						

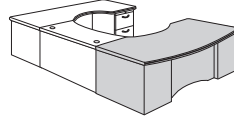
## Bow Desk Applications Right L Unit (featuring Left Bow Desk)



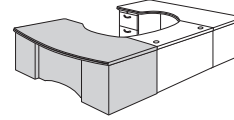
## Left L Unit (featuring Right Bow Desk)



## Right U Unit (featuring Left Bow Desk)



## Left U Unit (featuring Right Bow Desk)

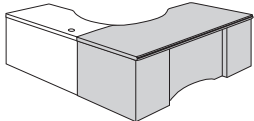


Description		Model	D	W	H	CTN WT	CU FT	List Price
Right Left	<b>Pedestal Bow Desk</b> • 6" overhang on approach side • legal pedestal • box/box/file • chassis - 36" x 72"	Right	42	70	30	350	63	\$2,951
		Left	42	70	30	350	63	\$2,951
Right Left	<b>Pedestal Bow Desk</b> • 6" overhang on approach side • legal pedestal • box/box/file • chassis - 30" x 72"	Right	36	70	30	320	54	\$2,848
		Left	36	70	30	320	54	\$2,848
Right Left	<b>Pedestal Bow Desk</b> • 3" overhang on approach side • letter pedestal • box/box/file • chassis - 30" x 66"	Right	33	64	30	290	46	\$2,772
		Left	33	64	30	290	46	\$2,772

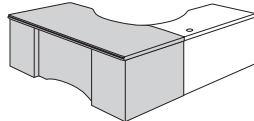
Note: Desks feature pedestal locking.

## Rectangular Desk Applications

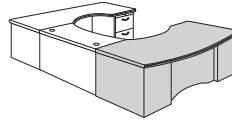
### Right L Unit (featuring Left Pedestal Desk)



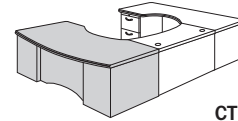
### Left L Unit (featuring Right Pedestal Desk)



### Right U Unit (featuring Left Pedestal Desk)



### Left U Unit (featuring Right Pedestal Desk)

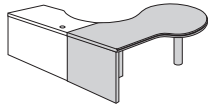


Description		Model	D	W	H	CTN WT	CU FT	List Price
Right Left	<b>Pedestal Desk</b> • legal pedestal • box/box/file	Right	36	70	30	310	54	\$2,651
		Left	36	70	30	310	54	\$2,651
Right Left	<b>Pedestal Desk</b> • letter pedestal • box/box/file	Right	36	64	30	290	50	\$2,546
		Left	36	64	30	290	50	\$2,546
Right Left	<b>Pedestal Desk</b> • letter pedestal • box/box/file	Right	30	64	30	270	42	\$2,474
		Left	30	64	30	270	42	\$2,474

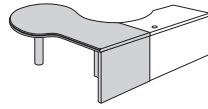
Note: Desks feature pedestal locking.

P-Top Desk Applications

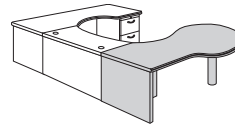
Right L Unit  
(featuring Left P-Top Desk)



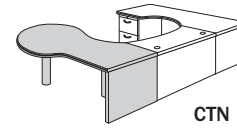
Left L Unit  
(featuring Right P-Top Desk)





Right U Unit  
(featuring Left P-Top Desk)



Left U Unit  
(featuring Right P-Top Desk)



Description	① Model	D	W	H	CTN WT	CU FT	List Price
<b>Right P-Top Desk</b>  • 42" at widest point • 36" at end panel	<b>SW4272RPB-FE</b> Consists of: SW4272RP-FE1 Right P-Top Desk 04BB Black Column Base	42	71	30	185	58	\$2,502
	Consists of: SW4272RP-FE1 Right P-Top Desk 04BB Black Column Base						\$2,235 \$267
	<b>SW4272RPS-FE</b> Consists of: SW4272RP-FE Right P-Top Desk 04SB Silver Column Base	42	71	30	185	58	\$2,502
	Consists of: SW4272RP-FE Right P-Top Desk 04SB Silver Column Base						\$2,235 \$267
	<b>SW3672RPB-FE</b> Consists of: SW3672RP-FE Right P-Top Desk 04BB Black Column Base	36	71	30	175	53	\$2,351
	Consists of: SW3672RP-FE Right P-Top Desk 04BB Black Column Base						\$2,084 \$267
	<b>SW3672RPS-FE</b> Consists of: SW3672RP-FE Right P-Top Desk 04SB Silver Column Base	36	71	30	175	53	\$2,351
	Consists of: SW3672RP-FE Right P-Top Desk 04SB Silver Column Base						\$2,084 \$267
<b>Left P-Top Desk</b>  • 42" at widest point • 36" at end panel	<b>SW4272LPB-FE</b> Consists of: SW4272LP-FE Left P-Top Desk 04BB Black Column Base	42	71	30	185	58	\$2,502
	Consists of: SW4272LP-FE Left P-Top Desk 04BB Black Column Base						\$2,235 \$267
	<b>SW4272LPS-FE</b> Consists of: SW4272LP-FE Left P-Top Desk 04SB Silver Column Base	42	71	30	185	58	\$2,502
	Consists of: SW4272LP-FE Left P-Top Desk 04SB Silver Column Base						\$2,235 \$267
	<b>SW3672LPB-FE</b> Consists of: SW3672LP-FE Left P-Top Desk 04BB Black Column Base	36	71	30	175	53	\$2,351
	Consists of: SW3672LP-FE Left P-Top Desk 04BB Black Column Base						\$2,084 \$267
	<b>SW3672LPS-FE</b> Consists of: SW3672LP-FE Left P-Top Desk 04SB Silver Column Base	36	71	30	175	53	\$2,351
	Consists of: SW3672LP-FE Left P-Top Desk 04SB Silver Column Base						\$2,084 \$267

To Order, Specify:

- ① Model number
- ② Finish
- ③ Pull color: Black (BL) or Satin Nickel (SN)
- ④ Keyboard accessories (see page 306)
- ⑤ Power and data options (see page 308)
- ⑥ Other product options (see page 151)

② Finish Options:

- |                     |                     |
|---------------------|---------------------|
| AUC Autumn Cherry   | LCC Legacy Cherry   |
| BRC Brighton Cherry | MMC Mystic Mahogany |
| CCC Classic Cherry  | NCC Natural Cherry  |
| ECC Ember Cherry    | VCC Vintage Cherry  |

Edge Profile:

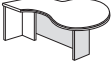
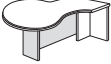
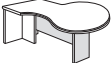
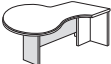


Order Check List

- page 151
- Product Specifications**  
page 150
- Keyboard Accessories**  
page 306-307
- Power and Data Options**  
pages 308
- Product Modifications**  
page 151

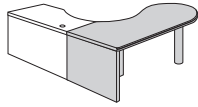
For assistance in specifying, call JSI Customer Service at 800-457-4511 or access GIZA and CAP electronic catalogs.

## P-Top Desk Base Options (replaces column base)

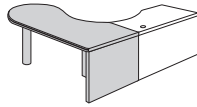
Description	① Model	D	W	H	CTN WT	CU FT	List Price	
	Right P-Top Desk-Full Modesty	SW4272RPM-FE	42	71	30	185	58	\$2,855
	Consists of:							
	SW4272RP-FE	Right P-Top Desk						\$2,235
	SW2854RMP	Right Full Modesty						\$620
	Right P-Top Desk-Full Modesty	SW3672RPM-FE	36	71	30	175	53	\$2,704
	Consists of:							
	SW3672RP-FE	Right P-Top Desk						\$2,084
	SW2854RMP	Right Full Modesty						\$620
	Left P-Top Desk-Full Modesty	SW4272LPM-FE	42	71	30	185	58	\$2,855
	Consists of:							
	SW4272LP-FE	Left P-Top Desk						\$2,235
	SW2854LMP	Left Full Modesty						\$620
	Left P-Top Desk-Full Modesty	SW3672LPM-FE	36	71	30	175	53	\$2,704
	Consists of:							
	SW3672LP-FE	Left P-Top Desk						\$2,084
	SW2854LMP	Left Full Modesty						\$620
	Right P-Top Desk-3/4 Modesty	SW4272RPT-FE	42	71	30	185	58	\$2,855
	Consists of:							
	SW4272RP-FE	Right P-Top Desk						\$2,235
	SW2154RMP	Right 3/4 Modesty						\$620
	Right P-Top Desk-3/4 Modesty	SW3672RPT-FE	36	71	30	175	53	\$2,704
	Consists of:							
	SW3672RP-FE	Right P-Top Desk						\$2,084
	SW2154RMP	Right 3/4 Modesty						\$620
	Left P-Top Desk-3/4 Modesty	SW4272LPT-FE	42	71	30	185	58	\$2,855
	Consists of:							
	SW4272LP-FE	Left P-Top Desk						\$2,235
	SW2154LMP	Left 3/4 Modesty						\$620
	Left P-Top Desk-3/4 Modesty	SW3672LPT-FE	36	71	30	175	53	\$2,704
	Consists of:							
	SW3672LP-FE	Left P-Top Desk						\$2,084
	SW2154LMP	Left 3/4 Modesty						\$620

SWIRVE FLAT EDGE

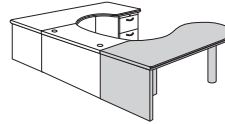
**Bullet Desk Applications**  
**Right L Unit**  
 (featuring Left Bullet Desk)



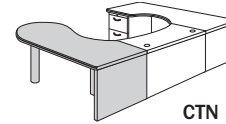
**Left L Unit**  
 (featuring Right Bullet Desk)

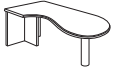


**Right U Unit**  
 (featuring Left Bullet Desk)



**Left U Unit**  
 (featuring Right Bullet Desk)



Description	① Model	D	W	H	CTN WT	CU FT	List Price
Right Bullet Desk 	SW3672RBB-FE	36	71	30	175	53	\$2,321
	Consists of: SW3672RB-FE Right Bullet Desk \$2,054 04BB Black Column Base \$267						
	SW3672RBS-FE	36	71	30	175	53	\$2,321
	Consists of: SW3672RB-FE Right Bullet Desk \$2,054 04SB Silver Column Base \$267						
	SW3666RBB-FE	36	65	30	165	48	\$2,182
	Consists of: SW3666RB-FE Right Bullet Desk \$1,915 04BB Black Column Base \$267						
	SW3666RBS-FE	36	65	30	165	48	\$2,182
	Consists of: SW3666RB-FE Right Bullet Desk \$1,915 04SB Silver Column Base \$267						
	SW3066RBB-FE	30	65	30	155	41	\$2,051
	Consists of: SW3066RB-FE Right Bullet Desk \$1,784 04BB Black Column Base \$267						
	SW3066RBS-FE	30	65	30	155	41	\$2,051
	Consists of: SW3066RB-FE Right Bullet Desk \$1,784 04SB Silver Column Base \$267						

SWIRVE FLAT EDGE

**To Order, Specify:**

- ① Model number
- ② Finish
- ③ Power and data options (see page 308)
- ④ Other product options (see page 151)

**② Finish Options:**

AUC	Autumn Cherry	LCC	Legacy Cherry
BRC	Brighton Cherry	MMC	Mystic Mahogany
CCC	Classic Cherry	NCC	Natural Cherry
ECC	Ember Cherry	VCC	Vintage Cherry

**Edge Profile:**



For assistance in specifying, call JSI Customer Service at 800-457-4511 or access GIZA and CAP electronic catalogs.

Order Check List  
page 151

Product Specifications  
page 150

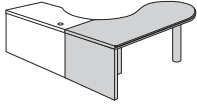
Power and Data Options  
pages 308

Product Modifications  
page 151

## Bullet Desk Applications, cont'd

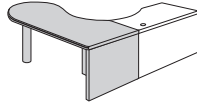
Right L Unit

(featuring Left Bullet Desk)



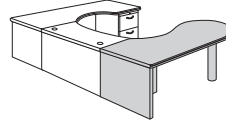
Left L Unit

(featuring Right Bullet Desk)



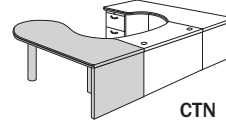
Right U Unit


(featuring Left Bullet Desk)



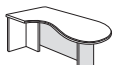
Left U Unit

(featuring Right Bullet Desk)

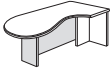
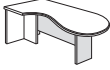
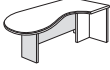


Description	① Model	D	W	H	CTN WT	CU FT	List Price
Left Bullet Desk	SW3672LBB-FE	36	71	30	175	53	\$2,321
	Consists of: SW3672LB-FE Left Bullet Desk 04BB Black Column Base						\$2,054 \$267
	SW3672LBS-FE	36	71	30	175	53	\$2,321
	Consists of: SW3672LB-FE Left Bullet Desk 04SB Silver Column Base						\$2,054 \$267
	SW3666LBB-FE	36	65	30	165	48	\$2,182
	Consists of: SW3666LB-FE Left Bullet Desk 04BB Black Column Base						\$1,915 \$267
	SW3666LBS-FE	36	65	30	165	48	\$2,182
	Consists of: SW3666LB-FE Left Bullet Desk 04SB Silver Column Base						\$1,915 \$267
	SW3066LBB-FE	30	65	30	155	41	\$2,051
	Consists of: SW3066LB-FE Left Bullet Desk 04BB Black Column Base						\$1,784 \$267
	SW3066LBS-FE	30	65	30	155	41	\$2,051
	Consists of: SW3066LB-FE Left Bullet Desk 04SB Silver Column Base						\$1,784 \$267

## Bullet Desk Base Options (replaces cylinder base)

Description	① Model	D	W	H	CTN WT	CU FT	List Price
Right Bullet Top Desk-Full Modesty	SW3672RBM-FE	36	71	30	175	53	\$2,674
	Consists of: SW3672RB-FE Right Bullet Desk SW2854RMP Right Full Modesty						\$2,054 \$620
center drawer not available with this option	SW3666RBM-FE	36	65	30	165	48	\$2,535
	Consists of: SW3666RB-FE Right Bullet Desk SW2848RMP Right Full Modesty						\$1,915 \$620
	SW3066RBM-FE	30	65	30	155	41	\$2,404
	Consists of: SW3066RB-FE Right Bullet Desk SW2848RMP Right Full Modesty						\$1,784 \$620

## Bullet Desk Base Options (replaces cylinder base), cont'd

Description	① Model	D	W	H	CTN WT	CU FT	List Price
 Left Bullet Top Desk-Full Modesty	SW3672LBM-FE	36	71	30	175	53	\$2,674
	Consists of:						
	SW3672LB-FE	Left Bullet Desk					\$2,054
	SW2854LMP						\$620
· center drawer not available with this option	SW3666LBM-FE	36	65	30	165	48	\$2,535
	Consists of:						
	SW3666LB-FE	Left Bullet Desk					\$1,915
	SW2848LMP						\$620
	SW3066LBM-FE	30	65	30	155	41	\$2,404
	Consists of:						
	SW3066LB-FE						\$1,784
	SW2848LMP						\$620
 Right Bullet Top Desk-3/4 Modesty	SW3672RBT-FE	36	71	30	175	53	\$2,674
	Consists of:						
	SW3672RB-FE	Right Bullet Desk					\$2,054
	SW2154RMP						\$620
· center drawer not available with this option	SW3666RBT-FE	36	65	30	165	48	\$2,535
	Consists of:						
	SW3666RB-FE	Right Bullet Desk					\$1,915
	SW2148RMP						\$620
	SW3066RBT-FE	30	65	30	155	41	\$2,404
	Consists of:						
	SW3066RB-FE						\$1,784
	SW2148RMP						\$620
 Left Bullet Top Desk-3/4 Modesty	SW3672LBT-FE	36	71	30	175	53	\$2,674
	Consists of:						
	SW3672LB-FE	Left Bullet Desk					\$2,054
	SW2154LMP						\$620
· center drawer not available with this option	SW3666LBT-FE	36	65	30	165	48	\$2,535
	Consists of:						
	SW3666LB-FE	Left Bullet Desk					\$1,915
	SW2148LMP						\$620
	SW3066LBT-FE	30	65	30	155	41	\$2,404
	Consists of:						
	SW3066LB-FE						\$1,784
	SW2148LMP						\$620

SWIRVE FLAT EDGE

### To Order, Specify:

- ① Model number
- ② Finish
- ③ Power and data options (see page 308)
- ④ Other product options (see page 151)

### ② Finish Options:

AUC	Autumn Cherry	LCC	Legacy Cherry
BRC	Brighton Cherry	MMC	Mystic Mahogany
CCC	Classic Cherry	NCC	Natural Cherry
ECC	Ember Cherry	VCC	Vintage Cherry

### Edge Profile:



For assistance in specifying, call JSI Customer Service at 800-457-4511 or access GIZA and CAP electronic catalogs.

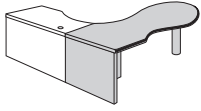
Order Check List  
page 151

Product Specifications  
page 150

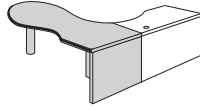
Power and Data Options  
pages 308

Product Modifications  
page 151

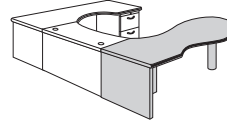
## Keyhole Desk Applications Right L Unit (featuring Left Keyhole Desk)



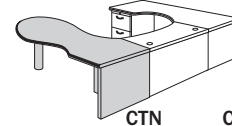
## Left L Unit (featuring Right Keyhole Desk)

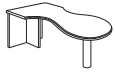
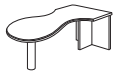


## Right U Unit (featuring Left Keyhole Desk)

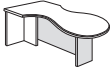
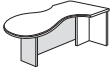
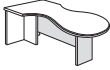
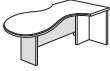
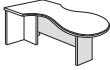
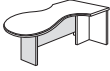
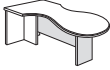
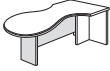


## Left U Unit (featuring Right Keyhole Desk)



Description	Model	D	W	H	CTN WT	CU FT	List Price
Right Keyhole Desk	SW3672RKB-FE	36	71	30	165	53	\$2,502
	Consists of: SW3672RK-FE Right Keyhole Desk						\$2,235
	04BB Black Column Base						\$267
	SW3672RKS-FE	36	71	30	165	53	\$2,502
	Consists of: SW3672RK-FE Right Keyhole Desk						\$2,235
	04SB Silver Column Base						\$267
	SW3666RKB-FE	36	65	30	155	48	\$2,351
	Consists of: SW3666RK-FE Right Keyhole Desk						\$2,084
	04BB Black Column Base						\$267
	SW3666RKS-FE	36	65	30	155	48	\$2,351
	Consists of: SW3666RK-FE Right Keyhole Desk						\$2,084
	04SB Silver Column Base						\$267
Left Keyhole Desk	SW3672LKB-FE	36	71	30	165	53	\$2,502
	Consists of: SW3672LK-FE Left Keyhole Desk						\$2,235
	04BB Black Column Base						\$267
	SW3672LKS-FE	36	71	30	165	53	\$2,502
	Consists of: SW3672LK-FE Left Keyhole Desk						\$2,235
	04SB Silver Column Base						\$267
	SW3666LKB-FE	36	65	30	155	48	\$2,351
	Consists of: SW3666LK-FE Left Keyhole Desk						\$2,084
	04BB Black Column Base						\$267
	SW3666LKS-FE	36	65	30	155	48	\$2,351
	Consists of: SW3666LK-FE Left Keyhole Desk						\$2,084
	04SB Silver Column Base						\$267

## Keyhole Desk Base Options (replaces cylinder base)

Description	① Model	D	W	H	CTN WT	CU FT	List Price
 Right Keyhole Desk-Full Modesty	SW3672RKM-FE	36	71	30	165	53	\$2,855
	Consists of: SW3672RK-FE Right Keyhole Desk SW2854RMP Right Full Modesty						\$2,235 \$620
· center drawer not available with this option   Left Keyhole Desk-Full Modesty	SW3666RKM-FE	36	65	30	155	48	\$2,704
	Consists of: SW3666RK-FE Right Keyhole Desk SW2848RMP Right Full Modesty						\$2,084 \$620
· center drawer not available with this option   Right Keyhole Desk-3/4 Modesty	SW3672LKM-FE	36	71	30	165	53	\$2,855
	Consists of: SW3672LK-FE Left Keyhole Desk SW2854LMP Left Full Modesty						\$2,235 \$620
· center drawer not available with this option   Left Keyhole Desk-3/4 Modesty	SW3666LKM-FE	36	65	30	155	48	\$2,704
	Consists of: SW3666LK-FE Left Keyhole Desk SW2848LMP Left Full Modesty						\$2,084 \$620
· center drawer not available with this option   Right Keyhole Desk-3/4 Modesty	SW3672RKT-FE	36	71	30	165	53	\$2,855
	Consists of: SW3672RK-FE Right Keyhole Desk SW2154RMP Right 3/4 Modesty						\$2,235 \$620
· center drawer not available with this option   Left Keyhole Desk-3/4 Modesty	SW3666RKT-FE	36	65	30	155	48	\$2,704
	Consists of: SW3666RK-FE Right Keyhole Desk SW2148RMP Right 3/4 Modesty						\$2,084 \$620
· center drawer not available with this option   Right Keyhole Desk-3/4 Modesty	SW3672LKT-FE	36	71	30	165	53	\$2,855
	Consists of: SW3672LK-FE Left Keyhole Desk SW2154LMP Left 3/4 Modesty						\$2,235 \$620
· center drawer not available with this option   Left Keyhole Desk-3/4 Modesty	SW3666LKT-FE	36	65	30	155	48	\$2,704
	Consists of: SW3666LK-FE Left Keyhole Desk SW2148LMP Left 3/4 Modesty						\$2,084 \$620

### To Order, Specify:

- ① Model number
- ② Finish
- ③ Power and data options (see page 308)
- ④ Other product options (see page 151)

### ② Finish Options:

AUC	Autumn Cherry	LCC	Legacy Cherry
BRC	Brighton Cherry	MMC	Mystic Mahogany
CCC	Classic Cherry	NCC	Natural Cherry
ECC	Ember Cherry	VCC	Vintage Cherry

### Edge Profile:



For assistance in specifying, call JSI Customer Service at 800-457-4511 or access GIZA and CAP electronic catalogs.

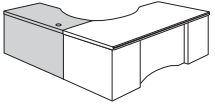
Order Check List  
page 151

Product Specifications  
page 150

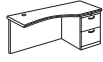
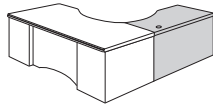
Power and Data Options  
pages 308

Product Modifications  
page 151

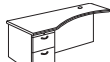
**Return Applications**  
**Right L Unit**  
 (featuring Right Return)



**Left L Unit**  
 (featuring Left Return)



Right



Left

**Description**

**Executive Return**  
 · legal pedestal  
 · file/file  
 · one surface grommet standard

	Model	D	W	H	CTN WT	CU FT	List Price
Right	SW2466ERR-FE	24	65	30	210	33	\$2,089
Left	SW2466ELR-FE	24	65	30	210	33	\$2,089
Right	SW2460ERR-FE	24	59	30	200	30	\$1,980
Left	SW2460ELR-FE	24	59	30	200	30	\$1,980
Right	SW2454ERR-FE	24	53	30	190	27	\$1,904
Left	SW2454ELR-FE	24	53	30	190	27	\$1,904
Right	SW2448ERR-FE	24	47	30	175	25	\$1,831
Left	SW2448ELR-FE	24	47	30	175	25	\$1,831
Right	SW2442ERR-FE	24	41	30	155	22	\$1,764
Left	SW2442ELR-FE	24	41	30	155	22	\$1,764
Right	SW2448LRR-FE	24	47	30	170	25	\$2,258
Left	SW2448LLR-FE	24	47	30	170	25	\$2,258



Right

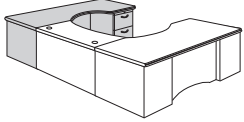


Left

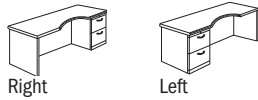
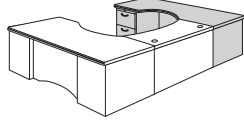
**Lateral File Return**  
 · lateral file pedestal  
 · file/file

Note: Returns feature pedestal locking.

**Credenza Applications**  
**Right U Unit**  
 (featuring Right Credenza)



**Left U Unit**  
 (featuring Left Credenza)

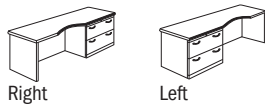


**Description**

**Pedestal Credenza**  
 · legal pedestal  
 · file/file  
 · grommet located in top center of back panel

**1 Model**      **D**    **W**    **H**    **CTN WT**    **CU FT**    **List Price**

Right	SW2472RC-FE	24	70	30	220	36	\$2,380
Left	SW2472LC-FE	24	70	30	220	36	\$2,380
Right	SW2466RC-FE	24	64	30	210	33	\$2,238
Left	SW2466LC-FE	24	64	30	210	33	\$2,238



**Lateral Pedestal Credenza**  
 · lateral file pedestal  
 · file/file

Right	SW2484LRC-FE	24	82	30	270	42	\$2,971
Left	SW2484LLC-FE	24	82	30	270	42	\$2,971
Right	SW2478LRC-FE	24	76	30	250	39	\$2,803
Left	SW2478LLC-FE	24	76	30	250	39	\$2,803
Right	SW2472LRC-FE	24	70	30	240	36	\$2,645
Left	SW2472LLC-FE	24	70	30	240	36	\$2,645
Right	SW2466LRC-FE	24	64	30	230	33	\$2,540
Left	SW2466LLC-FE	24	64	30	230	33	\$2,540

Note: Credenzas feature pedestal locking.

**To Order, Specify:**

- 1 Model number
- 2 Finish
- 3 Pull color: Black (BL) or Satin Nickel (SN)
- 4 Keyboard accessories (see page 306)
- 5 Power and data options (see page 308)
- 6 Other product options (see page 151)

**2 Finish Options:**

AUC	Autumn Cherry	LCC	Legacy Cherry
BRC	Brighton Cherry	MMC	Mystic Mahogany
CCC	Classic Cherry	NCC	Natural Cherry
ECC	Ember Cherry	VCC	Vintage Cherry

**Edge Profile:**



Order Check List  
 page 151

Product Specifications  
 page 150

Keyboard Accessories  
 page 306-307

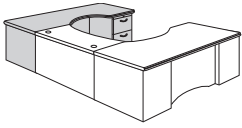
Power and Data Options  
 pages 308

Product Modifications  
 page 151

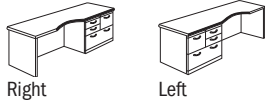
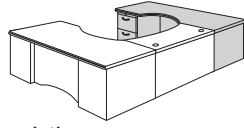
For assistance in specifying,  
 call JSI Customer Service at  
 800-457-4511 or access  
 GIZA and CAP electronic  
 catalogs.

## Credenza Applications, cont.

Right U Unit  
(featuring Right Credenza)



Left U Unit  
(featuring Left Credenza)



Right

Left

### Description

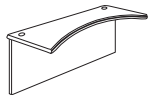
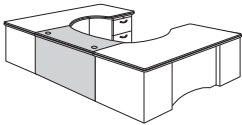
#### Multi-File Pedestal Credenza

- multi-file pedestal
- box/box/file/lateral file

	① Model	D	W	H	CTN WT	CU FT	List Price
Right	SW2484MRC-FE	24	82	30	295	42	\$3,085
Left	SW2484MLC-FE	24	82	30	295	42	\$3,085
Right	SW2478MRC-FE	24	76	30	275	39	\$2,918
Left	SW2478MLC-FE	24	76	30	275	39	\$2,918
Right	SW2472MRC-FE	24	70	30	265	36	\$2,760
Left	SW2472MLC-FE	24	70	30	265	36	\$2,760
Right	SW2466MRC-FE	24	64	30	255	33	\$2,655
Left	SW2466MLC-FE	24	64	30	255	33	\$2,655

Note: Credenzas feature pedestal locking.

## Bridge Applications U Unit






### Description

#### Executive Bridge

- two surface grommet standard

	① Model	D	W	H	CTN WT	CU FT	List Price
	SW2460EB-FE	24	60	30	115	30	\$1,046
	SW2454EB-FE	24	54	30	105	27	\$986
	SW2448EB-FE	24	48	30	95	25	\$931
	SW2442EB-FE	24	42	30	85	22	\$855
	SW2436EB-FE	24	36	30	75	19	\$797

Description	① Model	D	W	H	CTN WT	CU FT	List Price
<b>Buffet Credenza</b> 	<b>SW2472BSC-FE</b> · four door credenza · four box drawers above doors · non-locking doors and drawers · adjustable shelf in storage cabinet	24	70	36	320	43	\$4,025
	<b>Storage Credenza</b> 	<b>SW2472SC-FE</b> · file/file · legal width pedestals · adjustable shelf in center storage · grommet in top center of back panel · pedestal locking drawers · non-locking doors	24	70	30	310	37
	<b>SW2466SC-FE</b> · file/file · legal width pedestals · adjustable shelf in center storage · grommet in top center of back panel · pedestal locking drawers · non-locking doors	24	64	30	310	34	\$2,603
	<b>SW2460SC-FE</b> · file/file · letter width pedestals · adjustable shelf in center storage · grommet in top center of back panel · pedestal locking drawers · non-locking doors	24	58	30	300	31	\$2,444
<b>Lateral File Credenza</b> 	<b>SW2472LFC-FE</b> · two drawer lateral files side by side · pedestal locking	24	70	30	360	37	\$2,876

SWIRVE FLAT EDGE

**To Order, Specify:**

- ① Model number
- ② Finish
- ③ Pull color: Black (BL) or Satin Nickel (SN)
- ④ Keyboard accessories (see page 306)
- ⑤ Power and data options (see page 308)
- ⑥ Other product options (see page 151)

**② Finish Options:**

AUC	Autumn Cherry	LCC	Legacy Cherry
BRC	Brighton Cherry	MMC	Mystic Mahogany
CCC	Classic Cherry	NCC	Natural Cherry
ECC	Ember Cherry	VCC	Vintage Cherry

**Edge Profile:**

**Order Check List**

page 151

**Product Specifications**

page 150

**Keyboard Accessories**

page 306-307

**Power and Data Options**

pages 308

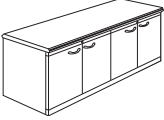
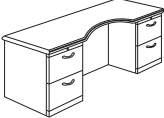
**Product Modifications**

page 151

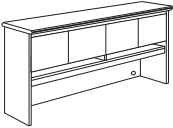
For assistance in specifying, call JSI Customer Service at 800-457-4511 or access GIZA and CAP electronic catalogs.

# SWIRVE FLAT EDGE



Description	Model	D	W	H	CTN WT	CU FT	List Price
 <p>Four Door Credenza</p>	<p><b>SW2472DSC-FE</b></p> <ul style="list-style-type: none"> <li>· non-locking</li> <li>· adjustable shelf</li> </ul>	24	70	30	360	37	\$2,574
 <p>Kneespace Credenza</p>	<p><b>SW2472KC-FE</b></p> <ul style="list-style-type: none"> <li>· file/file</li> <li>· legal width pedestals</li> <li>· grommet in top center of back panel</li> <li>· pedestal locking</li> <li>· kneespace - 33 1/8"</li> </ul>	24	70	30	290	37	\$2,602
	<p><b>SW2466KC-FE</b></p> <ul style="list-style-type: none"> <li>· file/file</li> <li>· legal width pedestals</li> <li>· grommet in top center of back panel</li> <li>· pedestal locking</li> <li>· kneespace - 27 1/8"</li> </ul>	24	64	30	280	34	\$2,434
	<p><b>SW2460KC-FE</b></p> <ul style="list-style-type: none"> <li>· file/file</li> <li>· letter width pedestals</li> <li>· grommet in top center of back panel</li> <li>· pedestal locking</li> <li>· kneespace - 27 1/8"</li> </ul>	24	58	30	270	31	\$2,287

SWIRVE FLAT EDGE

Description	① Model	D	W	H	CTN WT	CU FT	List Price
<b>Storage Overhead Cabinet</b> 	<b>SW1884S0-FE</b> · grommets in bottom left and right and in top center of back panel · tackboard and task light available, see page 170 · clearance opening 18" h x 80 3/8" w · non-locking · locking doors available, specify and add \$170 list	18	82	42	240	45	\$2,249
	<b>SW1878S0-FE</b> · grommets in bottom left and right and in top center of back panel · tackboard and task light available, see page 170 · clearance opening 18" h x 74 3/8" w · non-locking · locking doors available, specify and add \$170 list	18	76	42	230	42	\$2,164
	<b>SW1872S0-FE</b> · grommets in bottom left and right and in top center of back panel · tackboard and task light available, see page 170 · clearance opening 18" h x 68 3/8" w · non-locking · locking doors available, specify and add \$170 list	18	70	42	210	39	\$2,082
	<b>SW1866S0-FE</b> · grommets in bottom left and right and in top center of back panel · tackboard and task light available, see page 170 · clearance opening 18" h x 62 3/8" w · non-locking · locking doors available, specify and add \$170 list	18	64	42	200	36	\$1,993
	<b>SW1860S0-FE</b> · grommets in bottom left and right and in top center of back panel · tackboard and task light available, see page 170 · clearance opening 18" h x 56 3/8" w · non-locking · locking doors available, specify and add \$170 list	18	58	42	200	24	\$1,913

SWIRVE FLAT EDGE

**To Order, Specify:**

- ① Model number
- ② Finish
- ③ Pull color: Black (BL) or Satin Nickel (SN)
- ④ Keyboard accessories (see page 306)
- ⑤ Power and data options (see page 308)
- ⑥ Other product options (see page 151)

**② Finish Options:**

- |     |                 |     |                 |
|-----|-----------------|-----|-----------------|
| AUC | Autumn Cherry   | LCC | Legacy Cherry   |
| BRC | Brighton Cherry | MMC | Mystic Mahogany |
| CCC | Classic Cherry  | NCC | Natural Cherry  |
| ECC | Ember Cherry    | VCC | Vintage Cherry  |

**Edge Profile:**

**Order Check List**

page 151

**Product Specifications**

page 150

**Keyboard Accessories**

page 306-307

**Power and Data Options**

pages 308

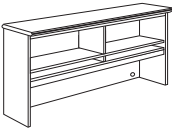
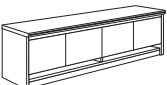
**Product Modifications**

page 151

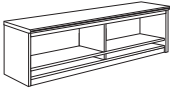
For assistance in specifying, call JSI Customer Service at 800-457-4511 or access GIZA and CAP electronic catalogs.

# SWIRVE FLAT EDGE



Description	① Model	D	W	H	CTN WT	CU FT	List Price
<b>Open Overhead Cabinet</b> 	<b>SW188400-FE</b> · grommets in bottom left and right and in top center of back panel · tackboard and task light available, see page 170 · clearance opening 18" h x 80 3/8" w	18	82	42	200	45	\$2,160
	<b>SW187800-FE</b> · grommets in bottom left and right and in top center of back panel · tackboard and task light available, see page 170 · clearance opening 18" h x 74 3/8" w	18	76	42	190	42	\$2,075
	<b>SW187200-FE</b> · grommets in bottom left and right and in top center of back panel · tackboard and task light available, see page 170 · clearance opening 18" h x 68 3/8" w	18	70	42	180	39	\$1,991
	<b>SW186600-FE</b> · grommets in bottom left and right and in top center of back panel · tackboard and task light available, see page 170 · clearance opening 18" h x 62 3/8" w	18	64	42	170	36	\$1,903
	<b>SW186000-FE</b> · grommets in bottom left and right and in top center of back panel · tackboard and task light available, see page 170 · clearance opening 18" h x 56 3/8" w	18	58	42	160	24	\$1,822
<b>Wallmount Storage Overhead Cabinet</b> 	<b>SW1872WMS-FE</b> · tackboard and task light available, see page 170 · non-locking · locking doors available, specify and add \$170 list	17 3/4	70	24 1/8	220	22	\$1,901
	<b>SW1866WMS-FE</b> · tackboard and task light available, see page 170 · non-locking · locking doors available, specify and add \$170 list	17 3/4	64	24 1/8	210	21	\$1,811
	<b>SW1860WMS-FE</b> · tackboard and task light available, see page 170 · non-locking · locking doors available, specify and add \$170 list	17 3/4	58	24 1/8	200	19	\$1,732

SWIRVE FLAT EDGE

Description	① Model	D	W	H	CTN WT	CU FT	List Price
Wallmount Open Overhead Cabinet  	<b>SW1872WMO-FE</b> · tackboard and task light available, see page 170	17 3/4	70	24 1/8	180	22	\$1,809
	<b>SW1866WMO-FE</b> · tackboard and task light available, see page 170	17 3/4	64	24 1/8	170	21	\$1,723
	<b>SW1860WMO-FE</b> · tackboard and task light available, see page 170	17 3/4	58	24 1/8	160	19	\$1,641

### To Order, Specify:

- ① Model number
- ② Finish
- ③ Power and data options (see page 308)
- ④ Other product options (see page 151)

### ② Finish Options:

AUC	Autumn Cherry	LCC	Legacy Cherry
BRC	Brighton Cherry	MMC	Mystic Mahogany
CCC	Classic Cherry	NCC	Natural Cherry
ECC	Ember Cherry	VCC	Vintage Cherry

### Edge Profile:



For assistance in specifying, call JSI Customer Service at 800-457-4511 or access GIZA and CAP electronic catalogs.

Order Check List  
page 151

Product Specifications  
page 150

Power and Data Options  
pages 308

Product Modifications  
page 151

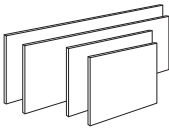
# SWIRVE FLAT EDGE






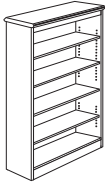
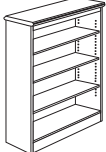
Description	① Model	D	W	H	CTN WT	CU FT	List Price
Task Light	<b>48T5L</b> <ul style="list-style-type: none"> <li>· for use with SO overhead cabinets</li> <li>· task lights ship with fluorescent bulb; slim, energy-efficient T5-3500K lamp</li> <li>· two position on-off switch</li> <li>· prismatic lens with electronic ballast</li> <li>· UL listed component</li> <li>· field installed</li> </ul>	4 1/2	48	1 1/2	3	1	\$308



Description	① Model	Dimensions	Fabric Grade/List Price								
			B/COM	C	D	E	F	G	L	M	
<b>Tackboards</b> <ul style="list-style-type: none"> <li>· Bailey (Sherman Pewter) Interface panel fabric standard. Use Grade B pricing.</li> <li>· Other fabrics available, contact Customer Service.</li> <li>· Tackboards attached with covered button screws.</li> <li>· Tackboards ship attached when ordered with overhead cabinets.</li> </ul>	<b>SW84TK</b> · for use with 84" overhead cabinets	D	3/8	\$299	\$334	\$386	\$455	\$532	\$615	\$720	\$823
		W	78 7/8								
		H	13 5/8								
		COM YDG	2 1/2								
	<b>SW78TK</b> · for use with 78" overhead cabinets	D	3/8	\$296	\$331	\$383	\$452	\$529	\$612	\$717	\$820
		W	73 7/8								
		H	13 5/8								
		COM YDG	2 1/2								
	<b>SW72TK</b> · for use with 72" overhead cabinets	D	3/8	\$282	\$310	\$351	\$407	\$468	\$535	\$619	\$701
		W	67 7/8								
		H	13 5/8								
		COM YDG	2								
	<b>SW66TK</b> · for use with 66" overhead cabinets	D	3/8	\$280	\$308	\$349	\$405	\$466	\$533	\$617	\$699
		W	61 7/8								
		H	13 5/8								
		COM YDG	2								
	<b>SW60TK</b> · for use with 60" overhead cabinets	D	3/8	\$269	\$297	\$338	\$394	\$455	\$522	\$606	\$688
		W	55 7/8								
		H	13 5/8								
		COM YDG	2								



SWIRVE FLAT EDGE

Description	① Model	D	W	H	CTN WT	CU FT	List Price
 <b>Lateral File</b>	<b>SW3654LF-FE</b> · four drawers · anti-tip interlock mechanism · pedestal locking	24	34 5/8	54	340	33	\$2,576
 <b>Lateral File</b>	<b>SW3630LF-FE</b> · two drawers · anti-tip interlock mechanism · pedestal locking	24	34 5/8	30	180	19	\$1,702
 <b>Mobile Pedestal</b>	<b>SW1820MP-FE</b> · available as box/box/file only · anti-tip interlock mechanism · pedestal locking · locking casters	18	20	28 1/2	180	19	\$1,169
 <b>Bookcase</b>	<b>SW3672BC-FE</b> · three adjustable shelves · one fixed shelf	18	34 5/8	72	150	33	\$1,687
 <b>Bookcase</b>	<b>SW3654BC-FE</b> · three adjustable shelves	18	34 5/8	54	120	24	\$1,267

SWIRVE FLAT EDGE

**To Order, Specify:**

- ① Model number
- ② Finish
- ③ Pull color: Black (BL) or Satin Nickel (SN)
- ④ Fabric selection: vendor, pattern, color
- ⑤ Power and data options (see page 308)
- ⑥ Other product options (see page 151)

**② Finish Options:**

AUC	Autumn Cherry	LCC	Legacy Cherry
BRC	Brighton Cherry	MMC	Mystic Mahogany
CCC	Classic Cherry	NCC	Natural Cherry
ECC	Ember Cherry	VCC	Vintage Cherry

**Edge Profile:**

 Order Check List  
 page 151

 Product Specifications  
 page 150


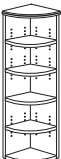


 Power and Data Options  
 pages 308

 Product Modifications  
 page 151


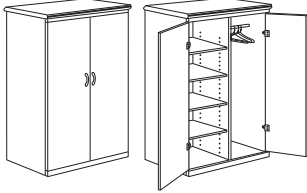
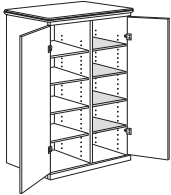


For assistance in specifying,  
 call JSI Customer Service at  
 800-457-4511 or access  
 GIZA and CAP electronic  
 catalogs.

# SWIRVE FLAT EDGE



Description	① Model	D	W	H	CTN WT	CU FT	List Price
 Bookcase	<b>SW3630BC-FE</b> · one adjustable shelf	18	34 5/8	30	90	15	\$843
 Radius Corner Bookcase	<b>SW1818RBC-FE</b> · three adjustable shelves · one fixed shelf · edge profile on front only	18	18	72	90	18	\$1,803
 Bookcase Overhead	<b>SW1848B0-FE</b> · one adjustable shelf · one fixed shelf · one back panel grommet standard	18	46	42	90	26	\$932
	<b>SW1842B0-FE</b> · one adjustable shelf · one fixed shelf · one back panel grommet standard	18	40	42	85	23	\$887
	<b>SW1836B0-FE</b> · one adjustable shelf · one fixed shelf · one back panel grommet standard	18	34 5/8	42	80	19	\$845
 Corner Unit	<b>SW4242CU-FE</b> · one surface grommet · freestanding only	41	41	30	160	37	\$1,851
	<b>SW3636CU-FE</b> · one surface grommet · freestanding only · keyboard tray or mouse pad cannot be used with this model	35	35	30	147	28	\$1,694

SWIRVE FLAT EDGE

Description	① Model	D	W	H	CTN WT	CU FT	List Price
<b>Storage Cabinet Lateral File</b> 	<b>SW3672SWLF-FE</b> <ul style="list-style-type: none"> <li>shelves on top section</li> <li>locking lateral files on bottom</li> <li>non-locking doors</li> </ul>	24	34	72	360	43	\$5,626
<b>Wardrobe</b> 	<b>SW3672W-FE</b> <ul style="list-style-type: none"> <li>shelves on left (second from bottom fixed)</li> <li>chrome hanging bar on right</li> <li>non-locking</li> </ul>	24	34 5/8	72	360	43	\$2,606
<b>Hanging Bar to Shelves Conversion Kit</b> 	<b>SW1824SK</b> <ul style="list-style-type: none"> <li>compatible with units shipped AFTER January 1, 2008</li> <li>four shelves</li> <li>for 36" wide wardrobe</li> </ul>				56	2	\$726
<b>Storage Wardrobe - Right</b> 	<b>SW2472SWR-FE</b> <ul style="list-style-type: none"> <li>two adjustable shelves on upper left</li> <li>bottom shelf fixed</li> <li>chrome hanging bar on right</li> <li>two file drawers</li> <li>non-locking</li> </ul>	24	23 5/8	72	340	30	\$2,684
<b>Storage Wardrobe - Left</b> 	<b>SW2472SWL-FE</b> <ul style="list-style-type: none"> <li>two adjustable shelves on upper right</li> <li>bottom shelf fixed</li> <li>chrome hanging bar on left</li> <li>two file drawers</li> <li>non-locking</li> </ul>	24	23 5/8	72	340	30	\$2,684

**To Order, Specify:**

- ① Model number
- ② Finish
- ③ Pull color: Black (BL) or Satin Nickel (SN)
- ④ Keyboard accessories (see page 306)
- ⑤ Power and data options (see page 308)
- ⑥ Other product options (see page 151)

**② Finish Options:**

AUC	Autumn Cherry	LCC	Legacy Cherry
BRC	Brighton Cherry	MMC	Mystic Mahogany
CCC	Classic Cherry	NCC	Natural Cherry
ECC	Ember Cherry	VCC	Vintage Cherry

**Edge Profile:**

 Order Check List  
page 151

 Product Specifications  
page 150

 Keyboard Accessories  
page 306-307


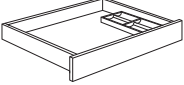
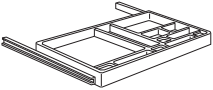
 Power and Data Options  
pages 308

 Product Modifications  
page 151

For assistance in specifying,  
call JSI Customer Service at  
800-457-4511 or access  
GIZA and CAP electronic  
catalogs.

# SWIRVE FLAT EDGE



Description	① Model	D	W	H	CTN WT	CU FT	List Price
<b>Storage Cabinet</b> 	<b>SW3630SC-FE</b> · non-locking · one adjustable shelf	24	34 5/8	30	140	19	\$1,683
<b>Center Drawer</b> 	<b>SW1825CD</b> · non-locking · cannot be installed on 66" wide bullet or keyhole desk with veneer modesty panel	18	25	3	12	3	\$206
<b>Black Accessory Drawer</b> 	<b>1622CD</b> · non-locking · cannot be installed on 66" wide bullet or keyhole desk with veneer modesty panel	16	22	1 1/2	8	3	\$206



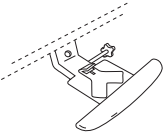



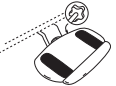

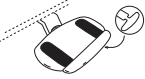



**COORDINATING SWIRVE CONFERENCE AVAILABLE IN YOUR  
JSI CONFERENCE PRICE LIST.**

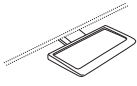

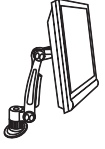

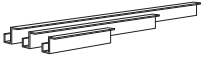
- Cherry veneer
- Shaped and flat side profiles
- Satin nickel and black pulls
- Tops feature a multi-step, semi-open pore finish with a satin finish



ACCESSORIES, POWER AND DATA



Description	Model	D	W	H	CTN WT	CU FT	List Price
 <p>Keyboard Clamp w/ Wrist Rest</p>	<b>AK1</b> <b>QAK1</b>  · clamps hold keyboard in place · single soft touch knob provides clamping adjustment for both height and tilt · compatible with MT1 Clamp Mouse Pad only	10 1/2	20 1/2	3	4		\$351
<b>QUICKSHIP</b>							
 <p>Keyboard Clamp Mouse Pad</p>	<b>MT1</b> <b>QMT1</b>  · adjusts for user comfort · 8" x 8" · for left or right hand operation · compatible with AK1 Keyboard Clamp only	8	8	1/4	4		\$125
<b>QUICKSHIP</b>							
 <p>Articulating Keyboard Tray</p>	<b>AK2</b> <b>QAK2</b>  · single soft touch knob provides clamping adjustment for both height and tilt · platform has injection molded construction with non skid pads to prevent keyboard movement · compatible with MT2 Mouse Pad	11	23	3	11		\$371
<b>QUICKSHIP</b>							
 <p>Articulating Keyboard Tray</p>	<b>AK3</b> <b>QAK3</b>  · one touch spring assist adjustable mechanism with 18" track · platform has injection molded construction with non skid pads to prevent keyboard movement · compatible with MT2 Mouse Pad	11	23	3	11		\$411
<b>QUICKSHIP</b>							
 <p>Keyboard Tray Mouse Pad</p>	<b>MT2</b> <b>QMT2</b>  · adjusts for user comfort · 8" x 8" · for left or right hand operation · compatible with AK2 and AK3 Keyboard Tray	8	8	1/4	2		\$125
<b>QUICKSHIP</b>							

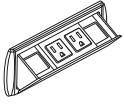
Description	① Model	D	W	H	CTN WT	CU FT	List Price
 <b>QUICKSHIP</b>	<b>AK4</b> <b>QAK4</b> <ul style="list-style-type: none"> <li>· for use with 48" return</li> <li>· one touch spring assist adjustable mechanism with 18" track</li> <li>· compatible with MT4 Mouse Pad only</li> <li>· wood tray requires finish selection; see component finishes for selection</li> </ul>	14	22 1/2	3 1/2	9		\$440
 <b>QUICKSHIP</b>	<b>MT4</b> <b>QMT4</b> <ul style="list-style-type: none"> <li>· adjusts for user comfort</li> <li>· 8" x 8"</li> <li>· for left or right hand operation</li> <li>· compatible with AK4 Keyboard Tray only</li> </ul>	8	8	1/4	2		\$125
	<b>AMA3B</b> <ul style="list-style-type: none"> <li>· 360 degree swivel</li> <li>· adjusts height, tilt and distance of monitor screen to user</li> <li>· integrated cable management</li> <li>· grommet and edge clamp mount included</li> <li>· black finish</li> <li>· monitor not included</li> </ul>	12	6	17	9		\$386
	<ul style="list-style-type: none"> <li>· available in 12", 24" and 36" increments</li> <li>· field installed with adhesive tape provided</li> </ul>						
	<b>36WC</b>	1/2	36	1	4		\$43
	<b>24WC</b>	1/2	24	1	3		\$38
	<b>12WC</b>	1/2	12	1	2		\$32
	<ul style="list-style-type: none"> <li>· available in 12", 24" and 36" increments</li> <li>· field installed with screws provided</li> </ul>						
	<b>36WCT</b>	2 1/2	36	2 1/2	3		\$89
	<b>24WCT</b>	2 1/2	24	2 1/2	3		\$80
	<b>12WCT</b>	2 1/2	12	2 1/2	2		\$67

**To Order, Specify:**

- ① Model number

Description	① Model	D	W	CTN WT	CU FT	List Price
-------------	---------	---	---	-----------	----------	------------

<b>Power and Data Tilt Out</b>	<b>EC3</b>	3	7	3		\$264
--------------------------------	------------	---	---	---	--	-------



(standard location)

- spring assist tilt up access
- two power receptacles - 120 volt; 15 amp and two voice/data port adapters to accept most jack manufacturers (see page 309)
- 72" power cord with molded plug
- drop in field installation required
- cut out provided in center of back panel of storage cabinet below tackboard
- UL listed component

<b>Mini Power and Data Tilt Up</b>	<b>EC10</b>	4 1/4	5 1/2	6		\$484
------------------------------------	-------------	-------	-------	---	--	-------



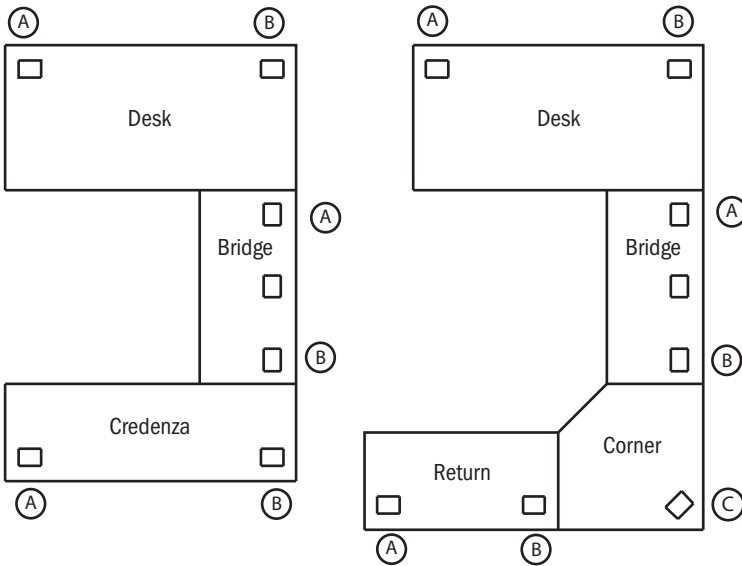
- fluid one touch tilt up access
- one power receptacle - 120 volt; 15 amp and one voice/data port adapter to accept most jack manufacturers (see page 309)
- 72" power cord with molded plug
- drop in field installation required
- cut out provided in top at specified location (see below)
- UL listed component

<b>Mini Power Tilt Up</b>	<b>EC11</b>	4 1/4	5 1/2	6		\$508
---------------------------	-------------	-------	-------	---	--	-------



- fluid one touch tilt up access
- two power receptacles - 120 volt; 15 amp
- 72" power cord with molded plug
- drop in field installation required
- cut out provided in top at specified location (see below)
- UL listed component

## Standard casegoods cut out locations:



• **Specify - Location when ordering on desk, return, computer corner, bridge and credenza - please provide drawing.**

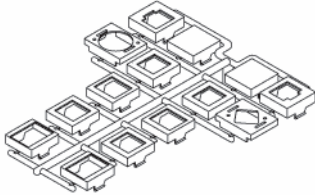
• **Computer corner units - power/data replaces grommet.**

• **Standard power and data unit locations are indicated from user side of desk, return, computer corner bridge or credenza.**

**NOTE: Verify fit of data jack in adapter before ordering large quantities as manufacturer designs may change without notice**

Data adapter kits ship with each power and data unit.

Adapter plates are marked on the back with letter designators to indicate the data jack manufacturer, series and style. Websites are listed below for quick reference to verify data jack series or style.



**NOTE: Verify fit of data jack in adapter before ordering large quantities as manufacturer designs may change without notice.**

Adapter	Manufacturer	Website
AA	Uniprise / Systimax / Avaya	<a href="http://www.uniprisesolutions.com">www.uniprisesolutions.com</a>
BB	Tyco SL and 100 Connect Series Modular Jacks	<a href="http://www.ampconnect.com">www.ampconnect.com</a>
BB	Siemon Keystone Style	<a href="http://www.siemon.com">www.siemon.com</a>
BB	Allen Tel Versa Tap Series	<a href="http://www.allentel.com">www.allentel.com</a>
BB	Leviton Quick Port® Series	<a href="http://www.leviton.com">www.leviton.com</a>
BB	Nordx Keystone Style	<a href="http://www.nordx.com">www.nordx.com</a>
CC	Tyco SL Coupler Series	<a href="http://www.ampconnect.com">www.ampconnect.com</a>
CC	Krone 6000 Series	<a href="http://www.adc.com">www.adc.com</a>
CC	Hubbell Xcelerator™ Keystone Series	<a href="http://www.hubbell.com">www.hubbell.com</a>
DD	Blank (no coupler/jack)	
EE	Ortronics TracJack Series	<a href="http://www.ortronics.com">www.ortronics.com</a>
FF	Panduit Mini-Com Series	<a href="http://www.panduit.com">www.panduit.com</a>
GG	Microphone jack/3-pin XLR, solder type only	
HH	Video Monitor jack/DB-15, panel mount solder style	

**To Order, Specify:**

- ❶ Model number
- ❷ Unit color: black (B) or silver (S)
- ❸ Specify location