

Terms and Conditions

Casegoods Warranty

JSI warrants to the original purchaser that each piece of furniture will be free from defects in workmanship given normal use for a period of 12 years of single shift service. Drawer suspensions carry a lifetime warranty. JSI will, at its option, repair or replace any defective merchandise within the terms of the warranty.

JSI makes no expressed or implied warranties as to any product and, in particular, makes no warranty of merchantability or of fitness for any particular purpose.

This warranty does not cover:

- Natural variations in color, grain, or texture of wood and covering materials over which JSI has no control.
- Damage caused by an installation or transportation company.
- Damage created by loading file drawers with anything other than hanging folders.
- Any accident, user modifications, misuse or product neglect.

Natural Variations In Wood

Every tree has unique and defining characteristics, like fingerprints. These characteristics include differences in color, grain configurations and texture. When specifying natural or light finishes, these natural markings are not masked and are easily detected. Maple and cherry species have a high degree or uneven distribution of grain. With this in mind, we hope you enjoy and appreciate the beauty of each tree's fingerprints. In addition, lighter finishes may discolor and darken when exposed to ultraviolet rays. Products cannot be replaced due to these natural variations.

Finish Options

Cherry

AUC Autumn Cherry
 BRC Brighton Cherry
 CCC Classic Cherry
 ECC Ember Cherry
 LCC Legacy Cherry
 MMC Mystic Mahogany
 NCC Natural Cherry
 VCC Vintage Cherry

Walnut

DWW Davenport Walnut
 MMW Mystic Mahogany
 RWW Royal Walnut
 TWW Traditional Walnut
 VWW Vintage Walnut
 WMW Windsor Mahogany

Maple

CMM Caramel Maple NMM Natural Maple

Please note our name changes:

Light Cherry = Legacy Cherry

Medium Mahogany = Mystic Mahogany

Dark Walnut = Davenport Walnut

Matching Finishes

Due to the natural characteristics of wood, environmental effects, and material upgrades, we cannot guarantee exact finish matches on existing furniture previously ordered from JSI. If an exact match to existing furniture is required, it must be specified so that the proper procedures can be followed to ensure an acceptable finish. We will accept no liability for the finish if this procedure is not followed. We reserve the right to make changes in a finish formula if we believe the change will improve the quality or appearance of our furniture.

Special Finishes

Add a one time charge of \$226 list per order for any non-standard wood finish. Written approval is required to proceed with custom finish orders.

We reserve the right to decline any request for a custom finish if we feel that we will be unable to match it due to limitations of the wood species or of the sample provided to us.

Because of the natural variations of wood, minor differences in color may occur.

Samples

Samples of standard wood finishes, paint, metal, glass and standard laminates are available upon request. To place an order, visit www.jsifurniture.com, contact your JSI sales rep or contact JSI literature fulfillment via fax 812-771-4652.

Orders

Please reference the "To order, specify" section listed on each price list page when writing an order. Indicate ship to address if different from bill to address. All orders should be mailed, or faxed to:

JSI
 PO Box 231
 Jasper, IN 47547
 Fax: 812-936-9979

Detailed specification sheets are available for each series, consult the Customer Service Department. JSI reserves the right to make changes in dimensions, style, or specifications if we believe these changes will improve an item's quality or appearance.

Product Modifications

We willingly accept customers' modifications to standard products. See frequent requested modifications by series at the start of each series under "Product Options". If there is a modification you desire that is not listed in this section, please call the Customer Service Department for special quotes, minimum quantities and reasonable lead times.

Order Changes

All changes to an order must be made in writing and are subject to our ability to conform. Administrative and/or labor charges may be incurred by the dealer depending upon the production stage of the order. Once final production has begun, no changes can be accepted.

Acknowledgements

All orders will be acknowledged promptly showing how the order was entered, shipping time, and other pertinent information. Please examine this acknowledgment carefully and notify us immediately of any discrepancies. Acknowledged ship dates are contingent upon adverse conditions, however, every effort is made to ship as acknowledged.

Terms and Conditions

Cancellations

All cancellations must be made in writing. Administrative and/or labor charges may be incurred by the dealer depending upon the production stage of the order. Orders cannot be canceled after the finishing process has begun without incurring substantial restocking charges. Cancellations cannot be accepted once final production has begun.

Pricing

All prices shown are list and include delivery to one destination. Prices are subject to change without notice. Possession of this price list does not constitute an offer to sell. Orders can be received only from authorized JSI dealers.

Delivery

Prepaid freight to the 48 contingent states. All other shipments prepaid to port of exit **ONLY**. JSI reserves the right to select the appropriate carrier. Special requests including, but not limited to, inside delivery and installation are not included in prices shown. Any charges arising from failure to meet shipment, rerouting while in transit, or carrier storage charges are the responsibility of the customer. **Orders of less than \$1,000 net will be assessed a handling charge of \$55 net per order (waived for items shipped via UPS).**

Freight Damage

All shipments are delivered to the carrier in good condition and our liability ceases thereafter. **If shipment arrives short or damaged, you should file claim immediately with the carrier.** In the event of concealed damage, notify carrier and request an immediate inspection. Keep all cartons and packing material. Failure to file claim within 15 days after receipt of merchandise constitutes acceptance and a waiver of any such claims. Please inspect merchandise immediately upon receipt, otherwise there is no recourse.

Quickship

Items indicated with a Quickship symbol **QUICKSHIP** are available in 10 business days upon receipt of credit approved order. Please reference the Quickship model numbers in price list for ordering information. The Charleston Series, JSI's instock program, ships in 48 hours (Windsor Mahogany finish only), upon receipt of a credit approved order. Quantities of Charleston are limited to availability at time of order. Please verify availability on single item quantities of 25 or more. Non-quickship products will be entered at standard lead times.

Returns and Repairs

No merchandise may be returned to JSI without a signed Return Goods Authorization form (RGA) issued by our Customer Service Department. Liability for defective merchandise shall be limited to replacement or repair. We will not issue credit allowances for any repairs without our prior consent. Under no circumstances can we accept COD (Cash On Delivery) returns. Any such shipment will be refused.

Replacement Parts

Prices for replacement parts can be obtained by calling our Customer Service Department. Please have the model number available when ordering replacement parts.

Order Check List

JSI products are manufactured to order and provide a multitude of options to address your individual customer needs. As you process your order do not forget to include all the necessary information to allow the order entry process to be completed. Please see the order checklist at the beginning of every series.

JSI customer service edits every order for complete information. If details are not included with the purchase order, customer service will contact you to answer these questions. If information is not completed in a timely manner it will delay the entry process and could effect your product delivery date. To avoid delay in order entry and potential delay in delivery of your order, please double check the line items to insure all selections have been completed.

To insure complete JSI details on your purchase order, electronic catalogs and specification tools have been developed to aid in the process. These electronic tools include:

20-20 GIZA Studio and **20-20 CAP Studio** software offers state-of-the-art design, specification, photo-realistic rendering and three-dimensional visualization capabilities for configurable products in the commercial interior design markets. 20-20 GIZA Studio and 20-20 CAP Studio are available for all JSI Casegood and Seating products, in 2D and 3D graphics and the Specifier Catalog.

ProjectMatrix, Inc offers a full software solution for the contract furniture industry. Their software can help you create space plans to specifications for ease of specifying our JSI Casegood and Seating product lines.

GSAdvantage is a Federal Government electronic catalog site offered to assist GSA customers in specifying and pricing JSI product. Listed at this site are all contract items and prices under GSA Contract # GS-28F-0030U.

Our JSI web site www.jsifurniture.com provides many tools to assist in the design and order selection. Included in the site are downloadable images, brochures, contact information, price lists, sales representative locations, literature order form, warranty and environmental information.

Care and Maintenance:

Laminate Surfaces, T-Mold, Bumper, PVC Edges and Urethane

Clean with a mild soap solution and rinse with clean water. Wipe the entire surface and follow with a clean, dry soft cloth. When a wood edge exists, follow instructions shown below.

Wood Edges and Veneer Surfaces

Clean all surfaces frequently with water dampened soft cloth, moving the cloth with the grain direction. Immediately remove any liquids that come in contact with wood surfaces with a blotting action to absorb liquid. Buff dry. Lift objects to move them, never pull them across the finished surface. For an additional safeguard, use a protective surface pad. This will ensure a lasting finish by protecting your furniture from possible damage caused by pens, cups and sharp objects.

Avoid exposure of furniture to extremes of heat and cold, or to wide humidity variances. Avoid exposure of furniture to strong sunlight. Avoid exposure of furniture to harsh solvents such as nail polish remover, acetates, etc., as it will cause finish deterioration. If using a protective glass top, place spacer pads under the glass top to allow the wood to breath.

Powder Coat and Nickel Surfaces

Clean with a mild soap solution and rinse with clean, clear water. Wipe the entire surface and follow with a clean, dry cloth to buff dry.

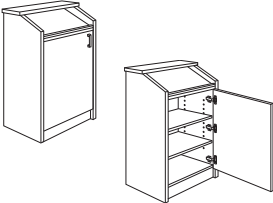



Maintenance of Mechanical Parts



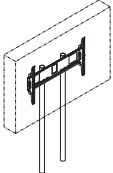
Clean any lint or debris from the moving parts of the base mechanisms. Do not apply lubricant. Mechanisms have been designed and tested to not require lubrication under normal conditions.



Product Specifications

- Laminate:** All tops feature .050 thickness high pressure laminate to maximize durability, resisting impact surface breakdown. Chassis surface is thermally fused melamine with imprinted grain to hide finger prints and light scratches.
- Top Construction:** Laminate tops are 3-ply balanced construction, 1 3/16" thick with matching 3mm PVC rims on profile edges. Tops are standard .050 thickness high pressure laminate and matching wood grain pattern PVC band. Rims are available in three edge profile details that occur on user side of tops and user and approach sides of the desk tops. Flat banding on remaining sides provides a clean line when units are linked together or freestanding.
- Chassis:** Laminate chassis consist of 3/4" thickness melamine panels. Modesty panels are attached using metal brackets to allow removal for access to building technology. Breakfront center modesty panel on desks, returns and credenzas are standard. Leveling glides are set in solid hardwood or edge metal panel brackets to prevent glide tear-out.
- End Panels:** Laminate outside end panels are 3/4" thick with a PVC band on the front and back.
- Power and Data:** Pedestal, desk, credenza, corner, modesty and end panels are standard with end panel grommets. The end panel grommet opening is 4" wide by 1 7/16" high with a black plastic trim bezel secured to the panel with a friction slide in cap. The cap has a wire management notch and can be removed for large cord access. Rectangle top grommets, 3 1/4" wide by 1 7/8" deep, are standard in return, bridge and corner tops for added cable management from the surface to under top. Modesty panels can be removed for access to building technology and reinstalled. Modesty panels can also be omitted for technology access by specifying modular pedestals and tops. Optional power and data units can be positioned in the tops to provide tilt up technology access at the work surface. Under the top, wire management channels can be specified and mounted to channel wires under surface.
- Drawers:** Drawers are assembled using five sided V-fold box and 1/4" thick drawer bottom panel construction with exterior front attached separately. Maple vinyl sides and drawer bottoms provide a clean, smooth feel and appearance.
- Drawer Suspension:** High quality black drawer suspensions carry a lifetime warranty. File and box drawers have 100% full extension with over-travel. Slides feature steel ball bearings for longer wear and positive, cushioned in/out stops.

Description	① Model	D	W	H	CTN WT	CU FT	List Price
Lectern 	VL2622LEC · two adjustable shelves · four concealed non-locking casters · non-locking	23	27	48	250	23	\$1,153
Visual Board 	VL4848VB · paper pad hanger on left door · corkboard on right and left doors · marker board in center section · non-locking	48	48	3 1/2	120	8	\$1,378
Buffet Credenza 	VL2472BSC · four door credenza · four box drawers above doors · top edge profile on user side · two end panel grommets standard · adjustable shelf in storage cabinets · non-locking	24	72	36	316	43	\$1,782
Buffet Credenza - Flat Screen Support 	VL2472BSCT · four credenza doors · four box drawers above doors · top edge profile on user side · two end panel grommets standard · adjustable shelf in storage cabinet · non-locking · flat screen mounting grommets in top · back panel includes cord exit grommets · flat screen mounting frame sold separately, see page 9	24	72	36	316	43	\$2,082

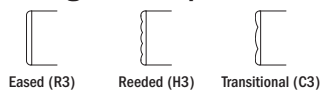
Description	① Model	W	L	H	CTN WT	CU FT	List Price
 Buffet Credenza	VL2436BSC · two door credenza · two box drawers above doors · top edge profile on user side · two end panel grommets standard · adjustable shelf in storage cabinet · non-locking	24	36	36	167	22	\$1,179
 Buffet Credenza - Flat Screen Support	VL2436BSCT · two door credenza · two box drawers above doors · top edge profile on user side · two end panel grommets standard · adjustable shelf in storage cabinet · non-locking · flat screen mounting grommets in top · back panel includes cord exit grommets · flat screen mounting frame sold separately, see below	24	36	36	167	22	\$1,479
 Flat Screen Mounting Frame	FSTV · round 2" tube frame with cable management to inside of credenza · mounting bracket for TV provided (see page 66) · available in black (B) or silver (S) · TV not included · coordinates with VL2472BSCT and VL2436BSCT	2	14	55	35	14	\$1,033

To Order, Specify:

- ① Model number
- ② Finish
- ③ Edge detail
- ④ Pull (color and style)
- ⑤ Power and data options (see page 67)
- ⑥ Other product options (see page 66)

② Finish Options
Laminate






AUL	Autumn Cherry	NCL	Natural Cherry
BRL	Brighton Cherry	VCL	Vintage Cherry



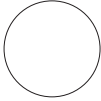
③ Edge Detail Options

④ Pull Options Available in Black (BL) or Satin Nickel (SN)

Product Specifications
page 7

Power and Data Options
pages 67-68

Product Modifications
page 66

Description	Model	W	L	H	CTN WT	CU FT	List Price
Rectangle Conference Table Top 	VL48144TT · two piece top · 3" radius corners · three bases required to support top · seating capacity - twelve	48	144	1 3/16	282	28	\$1,302
	VL48120TT · two piece top · 3" radius corners · three bases required to support top · seating capacity - eight	48	120	1 3/16	232	22	\$1,264
Rectangle Conference Table Top  QUICKSHIP available in Autumn and Brighton	VL4296TT QVL4296TT  · 3" radius corners · two bases required to support top · seating capacity - eight	42	96	1 3/16	156	15	\$902
	VL3672TT · 3" radius corners · two bases required to support top · seating capacity - six	36	72	1 3/16	113	10	\$487
Racetrack Conference Table Top 	VL48144RT · two piece top · three bases required to support top · seating capacity - twelve	48	144	1 3/16	272	28	\$1,540
	VL48120RT · two piece top · three bases required to support top · seating capacity - eight	48	120	1 3/16	223	22	\$1,465
Racetrack Conference Table Top 	VL4296RT · two bases required to support top · seating capacity - eight	42	96	1 3/16	151	15	\$1,033
	VL3672RT · two bases required to support top · seating capacity - six	36	72	1 3/16	103	10	\$658

Description	1 Model	W	L	H	CTN WT	CU FT	List Price
Boat Shape Conference Table Top 	VL48144BT · two piece top · 3" radius corners · three bases required to support top for all bases · seating capacity - twelve	48	144	1 3/16	276	28	\$1,553
	VL48120BT · two piece top · 3" radius corners · three bases required to support top for all bases · seating capacity - eight	48	120	1 3/16	227	22	\$1,488
Boat Shape Conference Table Top 	VL4296BT · 3" radius corners · two bases required to support top for all bases · seating capacity - eight	42	96	1 3/16	156	15	\$1,068
	VL3672BT · 3" radius corners · two bases required to support top for all bases · seating capacity - six	36	72	1 3/16	107	10	\$699
Round Conference Table Top  QUICKSHIP available in Autumn and Brighton	VL60TT QVL60TT QS · seating capacity - six	60	N/A	1 3/16	109	14	\$608
	VL54TT · seating capacity - six	54	N/A	1 3/16	92	11	\$528
	VL48TT QVL48TT QS · seating capacity - four	48	N/A	1 3/16	76	9	\$466
	VL42TT QVL42TT QS · seating capacity - four	42	N/A	1 3/16	61	7	\$457
	VL36TT QVL36TT QS · seating capacity - four	36	N/A	1 3/16	46	6	\$448

To Order, Specify:

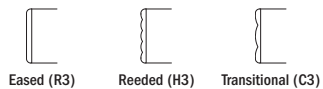
- 1 Model number
- 2 Finish
- 3 Edge detail
- 4 Power and data options (see page 67)
- 5 Other product options (see page 66)

2 Finish Options




Laminate


- AUL Autumn Cherry
- BRL Brighton Cherry
- NCL Natural Cherry
- VCL Vintage Cherry

3 Edge Detail Options



Product Specifications page 7
 Power and Data Options pages 67-68
 Product Modifications page 66

Description	Model	W	L	H	CTN WT	CU FT	List Price
Configuration Docking Table Top 	VL3072CT · 3" radius corners · two bases required for support · includes metal stiffener rail	30	72	1 3/16	75	10	\$702
	VL2460CT · 3" radius corners · two bases required for support · includes metal stiffener rail	24	60	1 3/16	60	7	\$608
Configuration Wing Table Top - Right 	VL3096WRCT · 3" radius corners · two bases required for support · specify (1) VS2020T and (1) VS2026CT base per top · includes metal stiffener rail	30	96	1 3/16	95	13	\$884
	VL2480WRCT · 3" radius corners · two bases required for support · specify (1) VS2020T and (1) VS2026CT base per top · includes metal stiffener rail	24	80	1 3/16	78	10	\$782
Configuration Wing Table Top - Left 	VL3096WLCT · 3" radius corners · two bases required for support · specify (1) VS2020T and (1) VS2026CT base per top · includes metal stiffener rail	30	96	1 3/16	95	13	\$884
	VL2480WLCT · 3" radius corners · two bases required for support · specify (1) VS2020T and (1) VS2026CT base per top · includes metal stiffener rail	24	80	1 3/16	78	10	\$782

Description	① Model	W	L	H	CTN WT	CU FT	List Price
Configuration Rectangle Table Top 	VL3072RECT · 3" radius corners · includes metal stiffener rail · two bases required for support	30	72	1 3/16	98	9	\$672
	VL3066RECT · 3" radius corners · includes metal stiffener rail · two bases required for support	30	66	1 3/16	94	8	\$659
	VL3060RECT · 3" radius corners · includes metal stiffener rail · two bases required for support	30	60	1 3/16	86	8	\$608
	VL2472RECT · 3" radius corners · includes metal stiffener rail · two bases required for support	24	72	1 3/16	85	9	\$595
	VL2466RECT · 3" radius corners · includes metal stiffener rail · two bases required for support	24	66	1 3/16	74	8	\$566
	VL2460RECT · 3" radius corners · includes metal stiffener rail · two bases required for support	24	60	1 3/16	62	8	\$518

To Order, Specify:

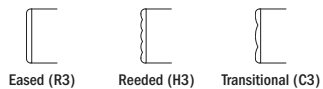
- ① Model number
- ② Finish
- ③ Edge detail
- ④ Power and data options (see page 67)
- ⑤ Other product options (see page 66)

② Finish Options







Laminate





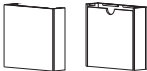


- AUL Autumn Cherry
- BRL Brighton Cherry
- NCL Natural Cherry
- VCL Vintage Cherry

③ Edge Detail Options



- Product Specifications page 7
- Power and Data Options pages 67-68
- Product Modifications page 66

Description	① Model	W	L	H	CTN WT	CU FT	List Price
Metal T-Base 	VS2020T fixed base	2 1/2	20	28	12	3	\$212
	VS2020TC fixed base with casters	2 1/2	20	28	12	3	\$301
	VS2020TT tilt base	2 1/2	20	28	14	3	\$266
	VS2020TCT tilt base with casters	2 1/2	20	28	14	3	\$345
	<ul style="list-style-type: none"> · for use with 24" width tops · fixed base leveler extensions black - allow caster selection without changing table height · tilt option is controlled from a single handle release for a set of two bases · specify S-silver or B-black base rail and column 						
	VS2626T fixed base	2 1/2	26	28	13	3	\$236
	VS2626TC fixed base with casters	2 1/2	26	28	13	3	\$325
	VS2626TT tilt base	2 1/2	26	28	15	3	\$280
	VS2626TCT tilt base with casters	2 1/2	26	28	15	3	\$369
	<ul style="list-style-type: none"> · for use with 30" width tops · fixed base leveler extensions black - allow caster selection without changing table height · tilt option is controlled from a single handle release for a set of two bases · specify S-silver or B-black base rail and column 						
Metal Cantilever T-Base 	VS2026CT fixed base	2 1/2	24	28	14	4	\$264
	VS2026CTC fixed base with casters	2 1/2	24	28	14	4	\$353
	VS2026CTT tilt base	2 1/2	24	28	16	4	\$308
	VS2026CTCT tilt base with casters	2 1/2	24	28	16	4	\$397
	<ul style="list-style-type: none"> · for use with 30" width and Wing Table Tops · fixed base leveler extensions black - allow caster selection without changing table height · tilt option is controlled from a single handle release for a set of two bases · specify S-silver or B-black base rail and column 						
Metal Y-Base  QUICKSHIP	VS34Y fixed base	18	34	28	23	2	\$252
	QVS34Y fixed base 						
	VS34YC fixed base with casters	18	34	28	23	2	\$341
	<ul style="list-style-type: none"> · for use with 36" round and 36" width tops · fixed base leveler extensions black - allow caster selection without changing table height · specify S-silver or B-black base rail and column 						
Metal X-Base  QUICKSHIP	VS34X fixed base	34	34	28	25	3	\$288
	QVS34X fixed base 						
	VS34XC fixed base with casters	34	34	28	25	3	\$377
	<ul style="list-style-type: none"> · for use with 42" round and 42" width tops · fixed base leveler extensions black - allow caster selection without changing table height · specify S-silver or B-black base rail and column 						
	VS38X fixed base	38	38	28	27	3	\$304
	VS38XC fixed base with casters	38	38	28	27	3	\$393
<ul style="list-style-type: none"> · for use with 48" round and 48" width tops · fixed base leveler extensions black - allow caster selection without changing table height · specify S-silver or B-black base rail and column 							

Description	① Model	W	L	H	CTN WT	CU FT	List Price
 <p>Metal X4-Base</p> <p>QUICKSHIP</p>	<p>VS38X4 QVS38X4 </p> <ul style="list-style-type: none"> · for use with 60" round tops · level extensions are black · specify S-silver or B-black rails and columns 	38	38	28	35	3	\$656
 <p>Cylinder Base</p> <p>QUICKSHIP</p>	<p>VL24RBA QVL24RBA </p> <ul style="list-style-type: none"> · includes wire access panel · for use with 36"-48" width tops and 36"-48" round tops · specify S-silver or B-black laminate 	24	N/A	28	70	12	\$765
 <p>Rectangle Base</p> <p>QUICKSHIP</p>	<p>VL2428PBA QVL2428PBA </p> <ul style="list-style-type: none"> · includes wire access panel · for use with 36"-48" width tops · specify S-silver or B-black laminate 	6	24	28	65	5	\$534
 <p>Ellipse Base</p>	<p>VL2428EBA</p> <ul style="list-style-type: none"> · includes wire access panel · for use with 36"-48" width tops · specify S-silver or B-black laminate 	9	24	28	48	12	\$767

To Order, Specify:

- ① Model number
- ② Other product options (see page 66)

Product Specifications
page 7

Product Modifications
page 66

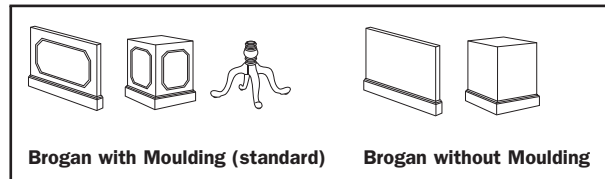
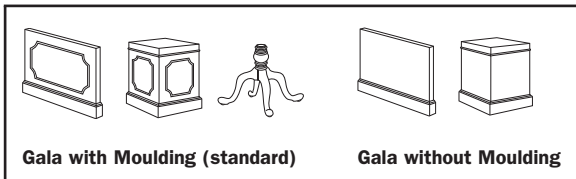
Conference Collections Product Options

Contemporary - Vision, Finale, Swirve, Shuffle, and Broadway

- Laminate Top: No additional upcharge
- Grommet: \$63 per grommet upcharge
- Sheen: 15% upcharge
- Special Finish: \$226 upcharge
- Change Veneer Species: 40% upcharge (Walnut, Cherry or Maple)

Traditional - Brogan, Gala, and Lancelot

- Laminate Top: No additional upcharge
- Grommet: \$63 per grommet upcharge
- Sheen: 15% upcharge
- Special Finish: \$226 upcharge
- Change Veneer Species: 40% upcharge (Walnut, Cherry or Maple)
- Antique Pewter Pulls: No additional upcharge (Gala and Brogan **ONLY**)
- Without Moulding: No additional upcharge (Gala and Brogan **ONLY**)



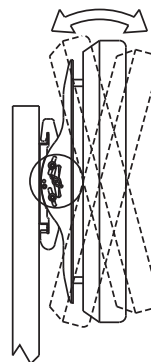
Flat Screen Mount - Universal Bracket (standard with FSTV)

Peerless® ST650 universal tilting flat screen mount is supplied with the FSTV Flat Screen Mounting Frame.



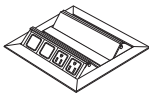
- For use with 32"-50" screens
- Maximum weight 175 lbs. (79kg)
- Tilt 15° forward and -5° backward angles
- Mounting pattern allows up to 6" of vertical adjustment

NOTE: To verify TV interface to universal bracket

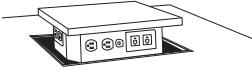
1. Access website - www.peerlessmounts.com
2. Locate "Mount Finder™" on home page side navigation bar
3. Enter make and/or model of your flat screen
4. Verify model: ST650 is listed as available model

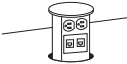


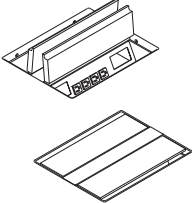
NOTE: Power and Data units should not be installed crossing the seam of a multi piece top.

Description	① Model	D	W	H	KS	CTN WT	CU FT	List Price
 <p>Mini Grommet Power and Data Tilt Up</p>	<p>EC10</p> <ul style="list-style-type: none"> · fluid one touch tilt up access · one power receptacle - 120 volt; 15 amp with one voice/data port adapter to accept most jack manufacturers · 72" power cord with molded plug · drop in field installation required · cut out provided in top at specified location (see page 68) · UL listed component 	4 ¼	5 ½			6		\$484
 <p>Mini Power Tilt Up</p>	<p>EC11</p> <ul style="list-style-type: none"> · fluid one touch tilt up access · two power receptacles - 120 volt; 15 amp · 72" power cord with molded plug · drop in field installation required · cut out provided in top at specified location (see page 68) · UL listed component 	4 ¼	5 ½			6		\$508
 <p>Dual Power and Data Tilt Up</p>	<p>EC13</p> <ul style="list-style-type: none"> · fluid one touch tilt up access · back to back tilt sections · two power receptacles - 120 volt; 15 amp with two voice/data port adapters to accept most jack manufacturers in each section · two 72" power cord with molded plug · drop in field installation required · cut out provided in top at specified location (see page 68) · UL listed component 	8	8 ¾			16		\$1,027

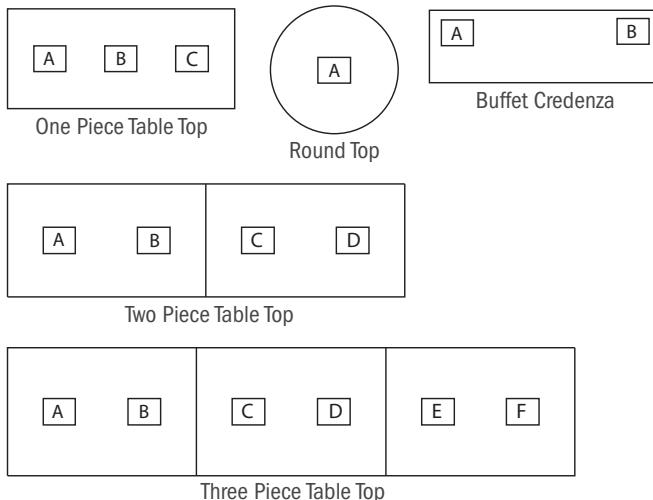
NOTE: Power and Data units should not be installed crossing the seam of a multi piece top.

Description	① Model	D	W	H	KS	CTN WT	CU FT	List Price
 <p>Quad Power and Data Pop Up</p>	<p>EC1</p> <ul style="list-style-type: none"> used on square top configuration spring loaded - touch release pop up two power receptacles - 120 volt; 15 amp and one telecom plate cut out on each side 72" power cord with molded plug field installation required cut out provided in top at specified location (see below) must be located above 24" round or square base black metal housing construction brushed stainless steel trim available, specify and add \$517 list CSA certified component 	11 5/8	11 5/8			27		\$1,737

 <p>Power and Data Pop Up</p>	<p>EC2</p> <ul style="list-style-type: none"> used on square or round top configuration spring loaded - touch release pop up two power receptacles - 120 volt; 15 amp and one telecom plate cut out on both sides 72" power cord with molded plug field installation required cut out provided in top at specified location (see below) must be located above 18", 20", 24" round or 18" or 24" square base black metal housing construction brushed stainless steel trim available, specify and add \$414 list CSA certified component 	5	5			12		\$1,263
--	--	---	---	--	--	----	--	---------

 <p>Power and Data 14" Trough</p>	<p>EC14</p> <ul style="list-style-type: none"> two tilt up full width veneer drops open slot for cord access while doors are closed eight power receptacles - 120 volt; 15 amp with eight telecom plate cut outs one 72" power cord with molded plug drop in field installation required table cut out provided in top at specified location (see below) black metal housing construction with black trim detail silver trim detail available, specify - no upcharge CSA certified component 	12	14			16		\$1,958
--	--	----	----	--	--	----	--	---------

Data plates for EC1, EC2, and EC14 provided with units:

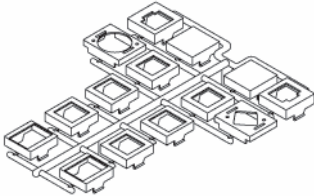


- Verify fit of jack in adapter before ordering large quantities as manufacturer designs may change without notice
- **POWER AND DATA UNITS SHOULD NOT BE INSTALLED CROSSING THE SEAM OF A MULTI PIECE TOP**
- Specify location when ordering conference tops or buffet credenza
- Standard power and data units are indicated from the side of conference tops and user side of buffet credenza

NOTE: Power and Data units should not be installed crossing the seam of a multi piece top.

Data adapter kits ship with each power and data unit.

Adapter plates are marked on the back with letter designators to indicate the data jack manufacturer, series and style. Websites are listed below for quick reference to verify data jack series or style.



NOTE: Verify fit of data jack in adapter before ordering large quantities as manufacturer designs may change without notice.

Adapter	Manufacturer	Website
AA	Uniprise / Systimax / Avaya	www.uniprisesolutions.com
BB	Tyco SL and 110 Connect Series Modular Jacks	www.ampconnect.com
BB	Siemon Keystone Style	www.siemon.com
BB	Allen Tel Versa Tap Series	www.allentel.com
BB	Leviton Quick Port® Series	www.leviton.com
BB	Nordx Keystone Style	www.nordx.com
CC	Tyco SL Coupler Series	www.ampconnect.com
CC	Krone 6000 Series	www.adc.com
CC	Hubbell Xcelerator™ Keystone Series	www.hubbell.com
DD	Blank (no coupler/jack)	
EE	Ortronics TracJack Series	www.ortronics.com
FF	Panduit Mini-Com Series	www.panduit.com
GG	Microphone jack/3-pin XLR, solder type only	
HH	Video Monitor jack/DB-15, panel mount solder style	

Data plate for EC1, EC2 & EC14 provided with units and adapter kits.

