




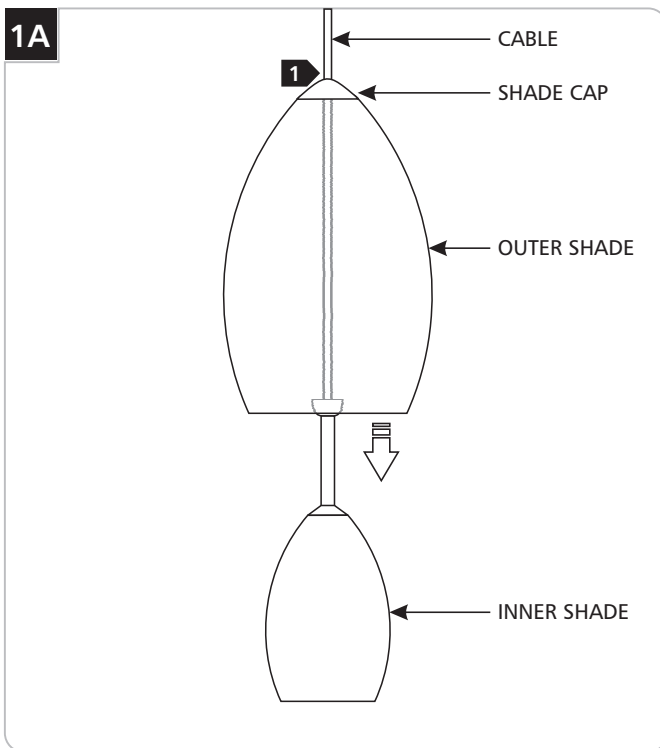
PENDANTS

GENERAL PRODUCT INFORMATION:

This product is suitable for damp locations.

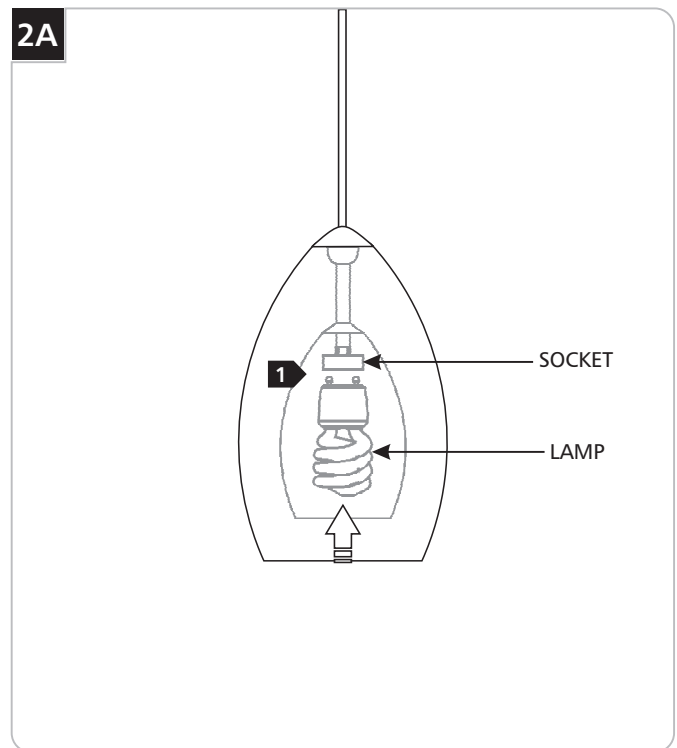


Assemble the Fixture



- 1 Feed the cable through the top of the outer shade and shade cap.
- 2 Mount the fixture to the ceiling by following the instructions provided with the canopy.

Install the Lamp



CAUTION: To reduce the risk of a burn or electric shock during relamping, disconnect the power to the fixture.

Use **MAX 120 Volt, 27 Watt** Type GU24 Base Self Ballasted Spiral Compact Fluorescent Lamp.



- 1 Insert the lamp pins into the socket slots and rotate it clockwise to lock it in place.

SAVE THESE INSTRUCTIONS!



7400 Linder Ave, Skokie, IL 60077
847.410.4400

www.2thousanddegrees.com

© 2008 Tech Lighting, L.L.C. All rights reserved. The "2thousand degrees" graphic is a registered trademark of 2thousand degrees. 2thousand degrees reserves the right to change specifications for product improvements without notification.

A Generation Brands Company