

Playa Pendant (Compact Fluorescent)

700TDPLA_-CF

1.1


2 thousand
degrees™

PENDANTS

GENERAL PRODUCT INFORMATION:

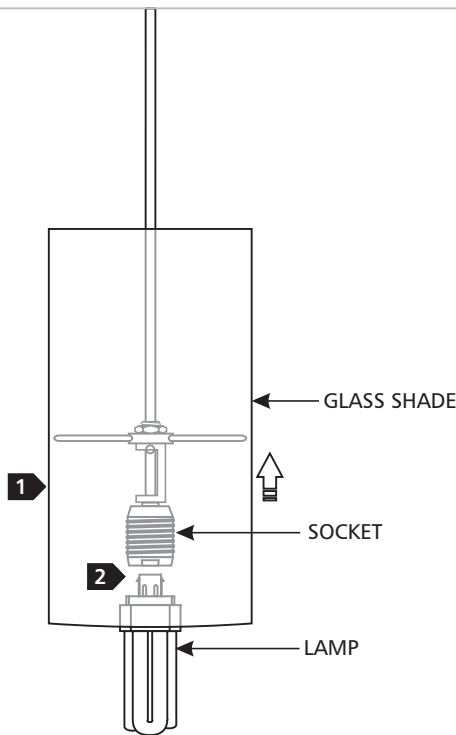


This product is suitable for damp locations.

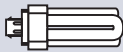


Installing the Lamp

1A

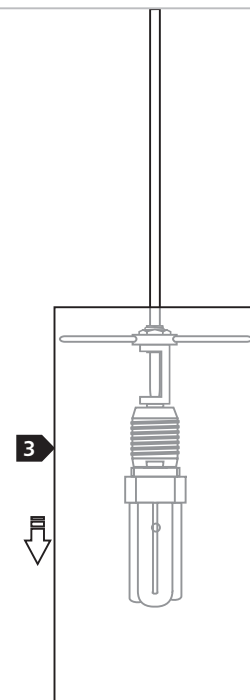


CAUTION: To reduce the risk of a burn or electric shock during relamping, disconnect the power to the fixture.

Use **MAX 26 Watt GX24Q-3 Base Triple Tube Compact Fluorescent Lamp.** 

- 1 Lift the glass shade up to expose the socket.
- 2 Push the lamp pins completely into the socket holes.

1B



- 3 Carefully lower the glass shade to rest onto the socket assembly.

SAVE THESE INSTRUCTIONS!



7400 Linder Ave, Skokie, IL 60077
847.410.4400

www.2thousanddegrees.com

© 2008 Tech Lighting, L.L.C. All rights reserved. The "2thousand degrees" graphic is a registered trademark of 2thousand degrees. 2thousand degrees reserves the right to change specifications for product improvements without notification.

A Generation Brands Company