

Rohe Pendant

700TDROHP_

1.0

2 thousand degrees

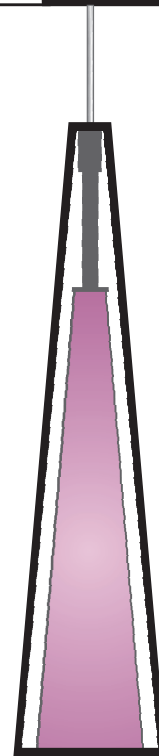
PENDANTS

GENERAL PRODUCT INFORMATION:

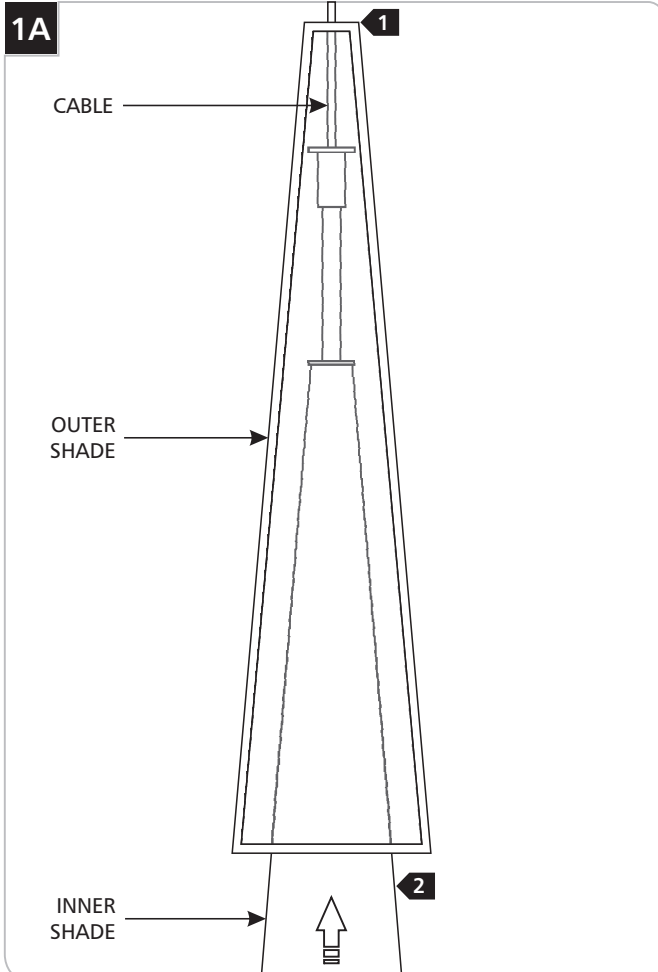


This product is suitable for damp locations.

This product can be dimmed with a standard incandescent dimmer.



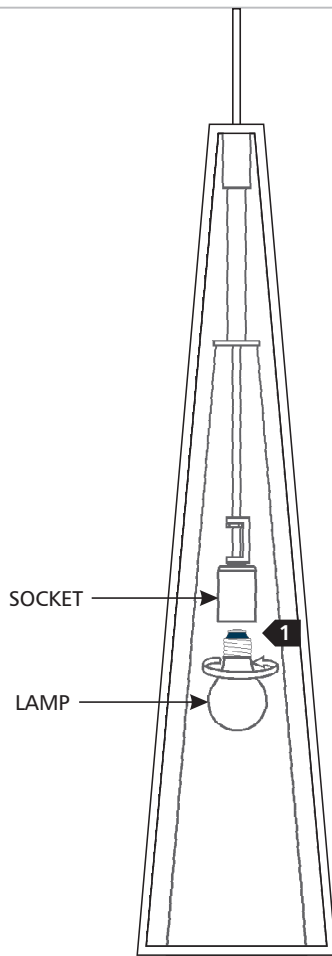
Assemble the Pendant



- 1 Feed the cable on the inner shade through the hole in the top of the outer shade.
- 2 Gently slide the inner shade into the outer shade.
- 3 Follow the instructions provided with the canopy to install the fixture to the ceiling.

Install the Lamp

2A



CAUTION: To reduce the risk of a burn or electric shock during relamping, disconnect the power to the fixture.

Use **MAX** 120 Volt, **75 Watt** A19 medium base lamp.



- 1 Screw the new lamp into the socket.

SAVE THESE INSTRUCTIONS!

2thousand
degrees™

7400 Linder Ave, Skokie, IL 60077
847.410.4400

www.2thousanddegrees.com

© 2008 Tech Lighting, L.L.C. All rights reserved. The "2thousand degrees" graphic is a registered trademark of 2thousand degrees. 2thousand degrees reserves the right to change specifications for product improvements without notification.

A Generation Brands Company