

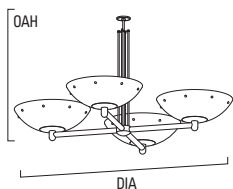
SAMPLE CATALOG NUMBER

CC1051 - 32LF13(MVOLT) - BCB - TL - OAH(48)
 Model Lamping Option (Voltage) Finish Option Option

Model			Lamping Options		Finish		Options	
Model Number	Dimensions							
CC1050	DIA	70" (1778 mm)	32LF13	24N100	PTD	CB	ABA	QRS
	OAH	48" (1219 mm)	32TF26	4H175	BA	PB	DCC	SBC
	NBS	24x9" (610x229 mm)	4N300		BCA	SN	OAH	TL
					BCB	SNA		
CC1051	DIA	88" (2235 mm)	32LF13	4N300	PTD	CB	ABA	QRS
	OAH	48" (1219 mm)	32QF26	24N100	BA	PB	DCC	SBC
	NBS	30x9" (762x229 mm)	※32TF42	4H175	BCA	SN	OAH	TL
					BCB	SNA		

LINE DRAWINGS

CC1050 / CC1051



ABBREVIATION KEY

※ Configuration operates TF26, TF32 or TF42 lamp options and can be labeled up to the highest wattage allowed

Dimensions

DIA Diameter
OAH Overall Height
NBS Nominal Bowl Size

Lamping Options (Voltage)

LF13 13w twin tube 4-pin, 2GX7 base, FLR (MVOLT)
QF26 26w quad, 4-pin G24q-3 base, FLR (MVOLT; 347V)
※TF26 26w triple, 4-pin GX24q-3 base, FLR (MVOLT; 347V)
※TF32 32w triple, 4-pin GX24q-3 base, FLR (MVOLT; 347V)
※TF42 42w triple, 4-pin GX24q-4 base, FLR (MVOLT; 347V)
TF70 70w triple, 4-pin GX24q-6 base, FLR (MVOLT)
N100 100w A-19, medium base, INC (120V)
N300 300w PS-25, medium base, INC (120V)
H175 175w ED-17, medium base, MH (MTAP; 347V)

Specify Voltage, MVOLT or MTAP
 MVOLT is a ballast that operates 120V through 277V
 MTAP is a ballast that operates 120V or 277V

Finishes (see inside back cover)

PTD Painted - specify color code (ex. BRNZ for Bronze)
BA Brushed Aluminum
BCA Brushed Chrome Alternative
BCB Brushed Chrome
CB Polished Chrome
PB Polished Brass
SN Satin Nickel
SNA Satin Nickel Alternative

Options

ABA Hand Painted Alabaster Alternative
DCC Damp clear coat required for all metal finishes in damp locations
OAH Overall height variation from standard.
 Include desired height in inches.
 (ex. OAH(48) will produce an overall fixture height of 48")
QRS Quartz restrike, 100w T4 dc bayonet base (in one bowl only), 120V only with CH lamping
SBC Surface mounted ballast canopy for HID lamping
TL Top lens, tempered prismatic glass (standard on H175)

PHOTOMETRICS and BIM

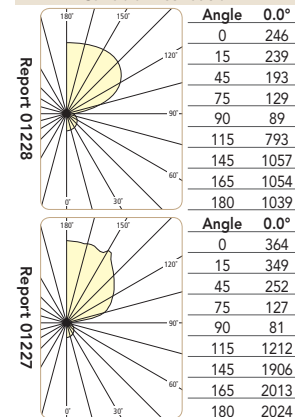
Complete BIM (Building Information Modeling) and photometric files for these models may be downloaded from www.visalighting.com

Reports (per arm)

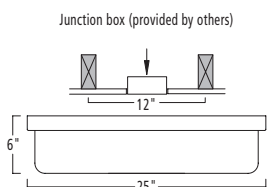
IES File Number	LER	Report	page
CC1050-8LF13	46	01228	404
CC1050-6N100	15	01227	404
CC1050-1H175	69	37279	431
CC1051-8LF13	46	01228	404
CC1051-8QF26	45	01111	404
CC1051-6N100	15	01227	404
CC1051-1H175	69	37279	431

See report on indicated page for complete detail

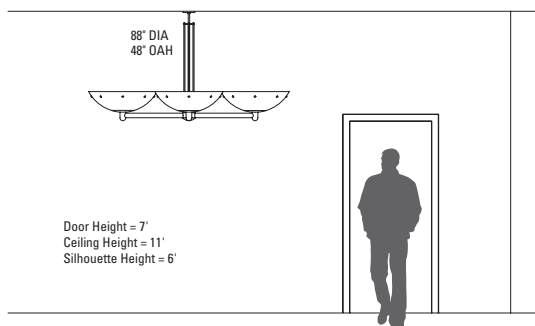
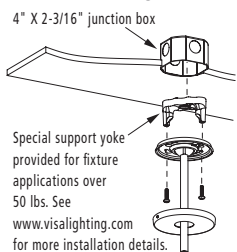
Candela Distribution



Surface Mounted Ballast Canopy
 Additional structural blocking (by others) required with Surface Mounted Ballast Canopy (SBC) option



Structural Blocking Detail



APOLLO™

INDOOR

DECORATIVE AND PERFORMANCE



CC1051-BCB

COMPANIONS



FEATURES

- 5 year product warranty
- Solid machined metal fonts with cast center hub and extruded arms
- Oven cured no VOC acrylic powder coat for painted finishes; oven cured low VOC clear coat on metal finishes
- Thermally formed 1/8" thick white acrylic diffuser with matte finish, UV stable, UL-94 HB Flame Class rated
- Easy tool-less relamping
- Fluorescent, HID or incandescent lampping
- Use coated lamps for HID or incandescent applications
- Clear tempered prismatic glass top lens standard with HID lampping
- High power factor electronic ballast (fluorescent lampping)
- Remote high power factor ballast standard for HID lampping
- Mounts through 4" X 2-3/16" octagonal (deep) standard electrical junction box (by others) to structural blocking (by others) with provided hardware for ceiling slopes up to 45 degrees from horizontal

SUGGESTED VARIATIONS

- Specialty finishes to match architectural detail
- Mix and match accents and trim from other product designs
- Smaller or larger scale acrylic diffuser
- Can be configured with 2, 3 or 5 arms
- Increase or decrease overall fixture diameter
- Alternate lampping up to rated wattage listed
- Add fluorescent dimming ballast
- Include fused circuit protection
- Wire for multi-level switching
- Sloped ceiling adapter for ceiling slopes greater than 45 degrees
- Can be configured to accommodate lowering system mounting (by others)
- Weather Tether to secure fixture from wind or excess movement. Safety requirement for all outdoor covered applications



Approved for indoor damp locations.
Metal finishes require DCC (damp clear coat) for 5 year warranty

PENDANT