





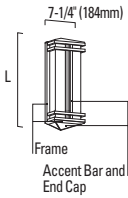
SAMPLE CATALOG NUMBER

OW1294 - 2F39(MVOLT) - GLIM - PSS - XPS
 Model Number Lamping Option (Voltage) Frame Finish Accent Bar and End Cap Finish Option

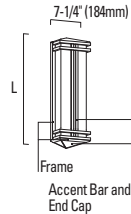
Model		Lamping Options		Finish		Options
Model Number	Dimensions			Frame	Accent Bar and End Cap	
OW1290 	L 19" (483 mm)	1F39 2N40T10		PTD	PTD	FUUSE HM REM XPS
	D 4" (102 mm)					
	MC 9-1/2" (241 mm)					
OW1292 	L 24-7/8" (632 mm)	1F40 1F50 2FS14 2N40T10		PTD	PTD BSS PSS	FUUSE HM REM XPS
	D 4" (102 mm)					
	MC 12-1/2" (318 mm)					
OW1294 	L 36-5/8" (930 mm)	2F39 2FS21		PTD	PTD BSS PSS	FUUSE HM REM XPS
	D 4" (102 mm)					
	MC 18-3/8" (467 mm)					
OW1296 	L 48-3/8" (1229 mm)	2F40 2F50 2FS28		PTD	PTD BSS PSS	FUUSE HM REM XPS
	D 4" (102 mm)					
	MC 24-1/4" (616 mm)					

LINE DRAWINGS

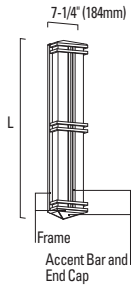
OW1290



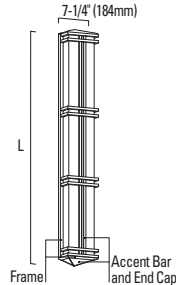
OW1292



OW1294



OW1296



ABBREVIATION KEY

Dimensions	
L	Length
D	Depth (measured from wall to front of fixture)
MC	Mounting Center (measured from top of fixture to center of junction box)

Lamping Options (Voltage)	
F39	39w long twin tube, 2G11 base, FLR (MVOLT)
F40	40w long twin tube, 2G11 base, FLR (MVOLT)
F50	50w long twin tube, 2G11 base, FLR (MVOLT; 347V)
FS14	14w T-5, mini bi-pin base, FLR (MVOLT)
FS21	21w T-5, mini bi-pin base, FLR (MVOLT)
FS28	28w T-5, mini bi-pin base, FLR (MVOLT)
N40T10	40w T-10, medium base, INC (120V)

Specify Voltage or MVOLT
 MVOLT is a ballast that operates 120V through 277V

Finishes (see inside back cover)	
PTD	Painted - specify color code (ex. BRNZ for Bronze)
BSS	Brushed stainless steel
PSS	Polished stainless steel

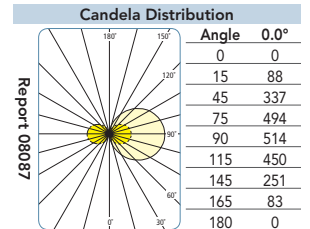
Options	
FUSE	Fusing
HM	Horizontal mount (vertical is standard)
REM	Remote emergency battery pack for fluorescent lamping (rated for dry location, 32° F / 0° C minimum)
XPS	Express 10 day shipping

PHOTOMETRICS and BIM

Complete BIM (Building Information Modeling) and photometric files for these models may be downloaded from www.visalighting.com

Reports		
IES File Number	LER	Report page
OW1290-1F39		32
OW1292-1F40		31
OW1294-2F39	08087	417
OW1296-2F40		31

See report on indicated page for complete detail



Door Height = 7'
 Ceiling Height = 9'
 Silhouette Height = 6'

IMAGE™ - BOROUGH™



OW1294-GLIM-PSS

COMPANIONS



FEATURES

- 5 year product warranty
- ADA compliant
- Removable cam-action hinged frame for ease of maintenance
- Extruded aluminum backplate and die-cast end caps
- Extruded aluminum vertical center accent and frame side rails
- Solid, metal formed accent bars
- Sealed and gasketed construction
- Oven cured no VOC acrylic powder coat
- Extruded 1/8" thick white acrylic diffuser, F1 rated, UV stable, UL-94 HB Flame Class rated
- Easy relamping
- Fluorescent or incandescent lamping
- High power factor electronic ballast, 0° F / -18° C starting temperature (fluorescent lamping)
- Vertical mounting standard (horizontal mounting optional)
- Mounts to standard electrical junction box (by others) with provided hardware
- UL wet location listed for mounting 4' above grade

SUGGESTED VARIATIONS

- Specialty finishes to match architectural detail
- Increase or decrease overall height of fixture to 8' maximum
- Add, delete, or reposition accent bars
- Alternate fluorescent linear lamping
- Change mounting center location

