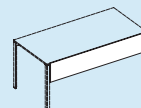

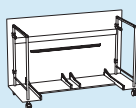
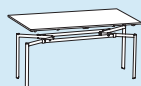
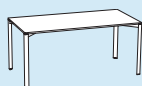
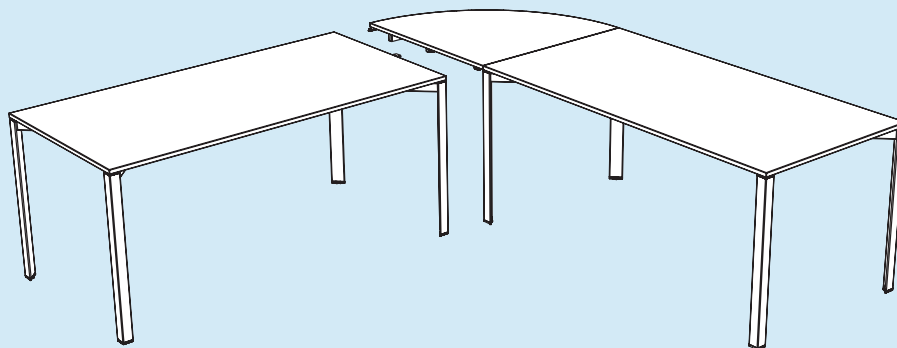
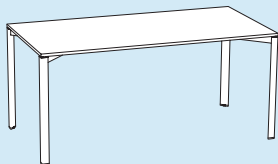


M_COM TABLE



Produktübersicht	2
Aufstellungsvorschläge	3
Montage der Beine und Nivellierung	4
Koppeln längsseitig und stirnseitig	5
Übersicht. Einhängeplatten	6
Einhängeplatte stirnseitig montieren	7
Einhängeplatte längsseitig montieren	8
Klapptisch verstauen	9
Umbau des Transporters zum Stehtisch	10
Montage der Blende	11
Elektrifizierung	12
Elektrifizierung	13
Pflege- und Sicherheitshinweise	14

<i>Product at a glance</i>	<i>2</i>
<i>Configurations</i>	<i>3</i>
<i>Leg assembly and levelling</i>	<i>4</i>
<i>Lateral and front linkage</i>	<i>5</i>
<i>Connecting panels at a glance</i>	<i>6</i>
<i>Lateral linkage</i>	<i>7</i>
<i>Front linkage</i>	<i>8</i>
<i>Folding table stowage</i>	<i>9</i>
<i>Transport cart conversion to stationary table</i>	<i>10</i>
<i>Modesty panel assembly</i>	<i>11</i>
<i>Cable management</i>	<i>12</i>
<i>Cable management</i>	<i>13</i>
<i>O & M Manuals</i>	<i>14</i>



140/70
 160/80



70/70
 80/80




60° trapez
trapeze-shaped
 140/60,6
 160/69,3




60° rund-trapez
round trapeze-shaped
 140/74
 160/90,7



150/150



100/200



140/70
 160/80



70/70
 80/80



60° trapez
trapeze-shaped
 140/60,6
 160/69,3



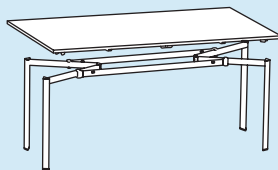
60° rund-trapez
round trapeze-shaped
 140/74
 160/90,7



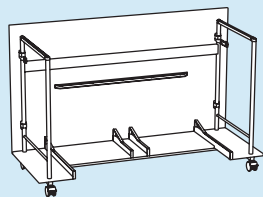
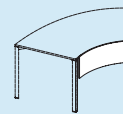
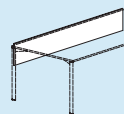
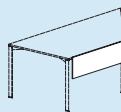
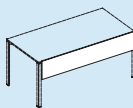
90°
 70, 80

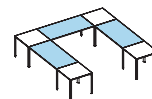
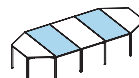
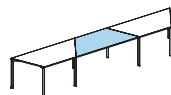
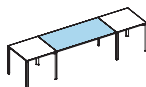
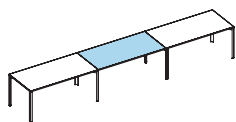


60°
 70, 80


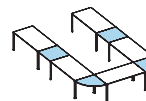
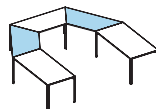
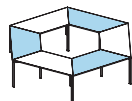
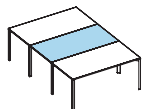


140/70
 160/80

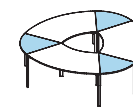
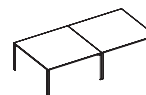
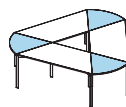
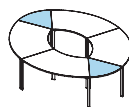
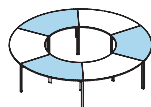




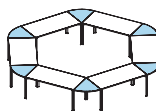
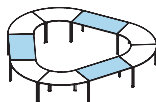
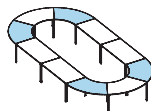
3 zusätzliche Verbindungsbeschläge
3 additional connection fittings



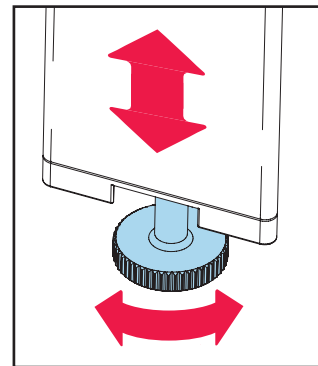
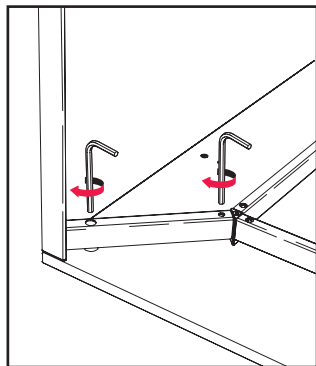
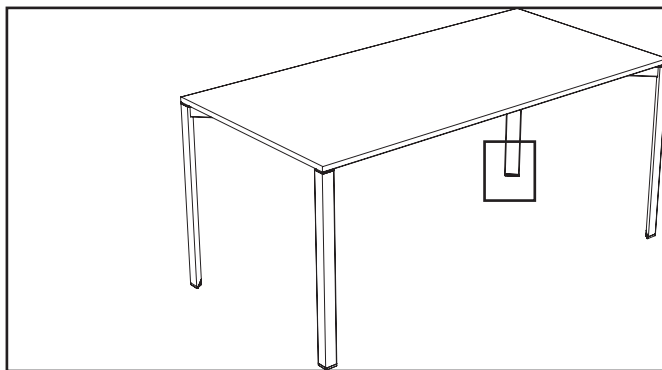
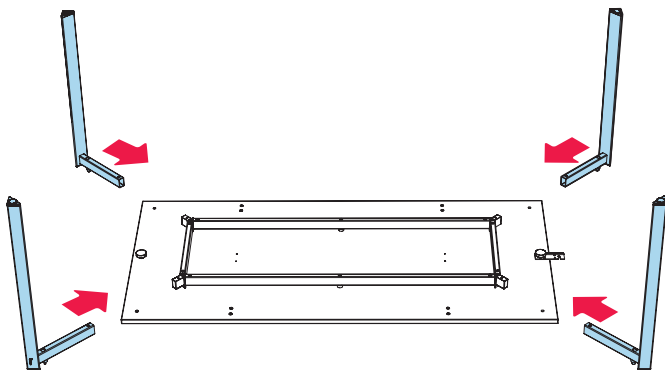
1 zusätzlicher Verbindungsbeschlag
1 additional connection fitting



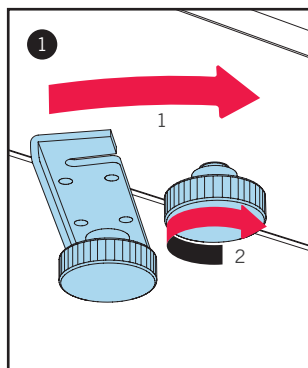
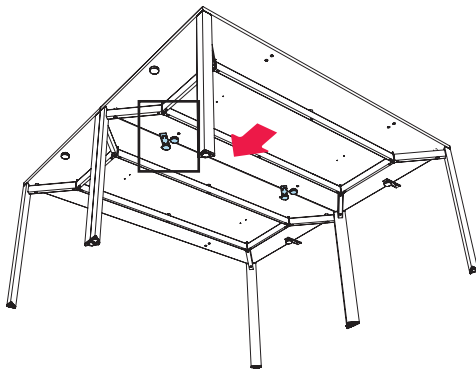
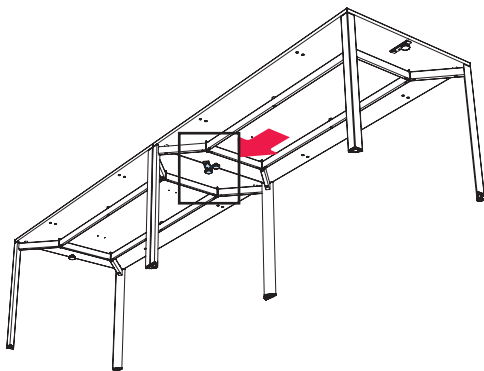
ohne Verbindungsbeschlag
without connection fitting



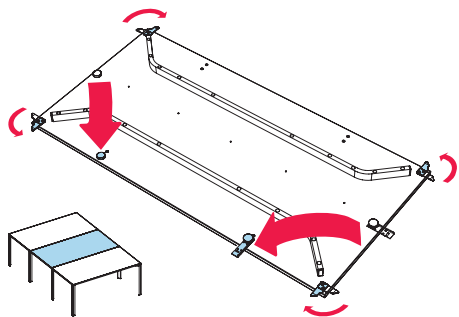
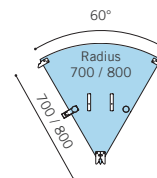
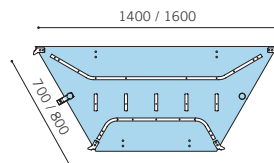
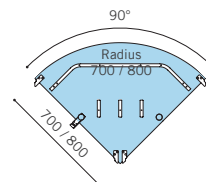
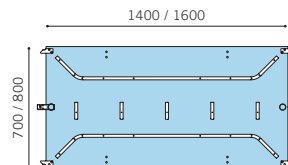
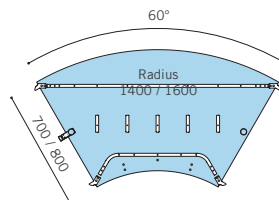
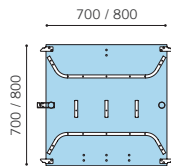
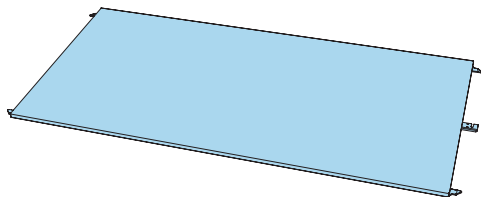
□ Tisch / table
■ Einhängplatte / connecting panel



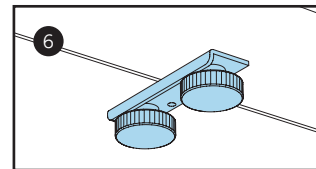
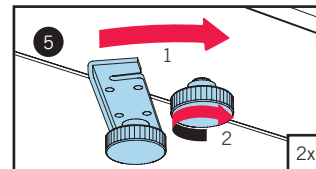
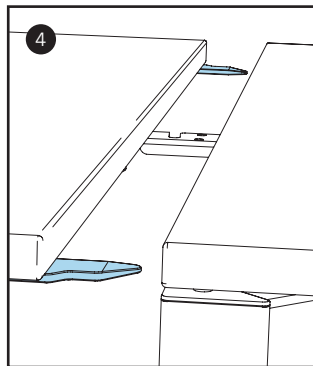
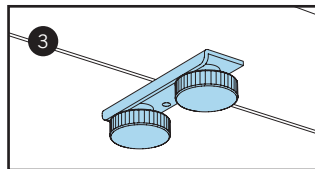
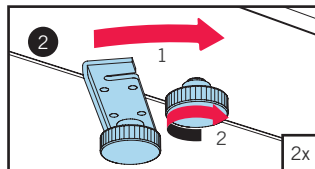
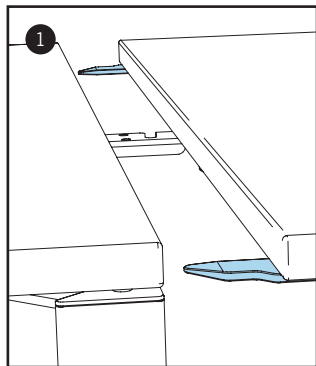
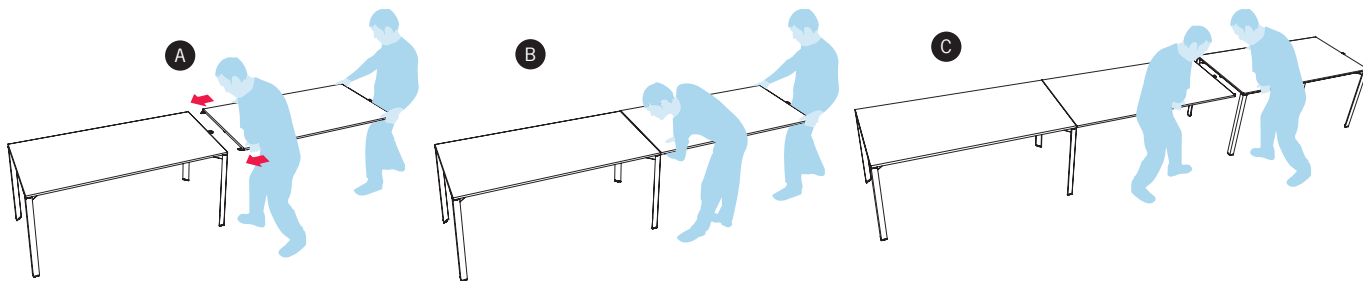
KOPPELN LÄNGSSEITIG UND STIRNSEITIG.
LATERAL AND FRONT LINKAGE.

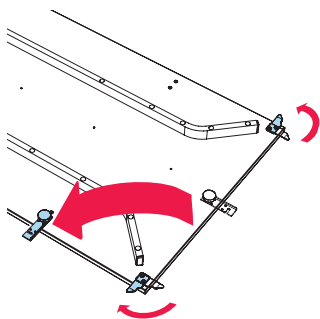


ÜBERSICHT. EINHÄNGEPLATTEN.
CONNECTING PANELS AT A GLANCE.

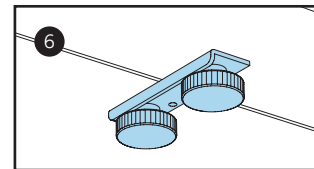
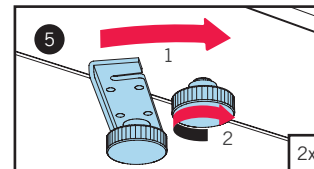
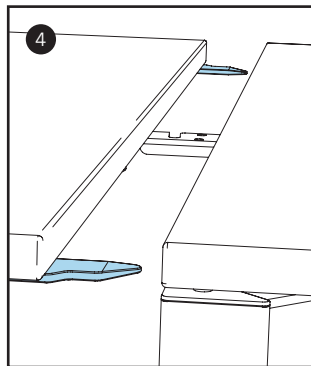
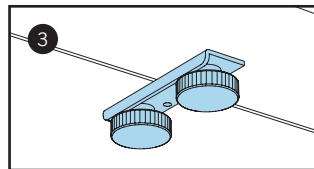
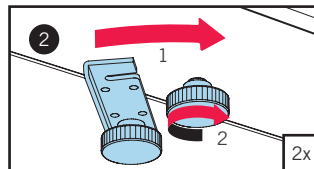
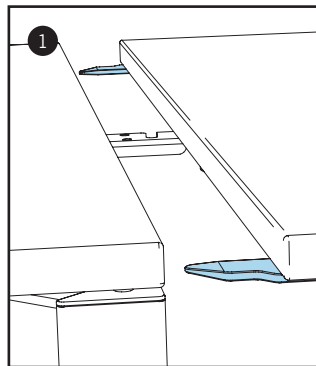



EINHÄNGEPLATTE STIRNSEITIG MONTIEREN.
LATERAL LINKAGE.

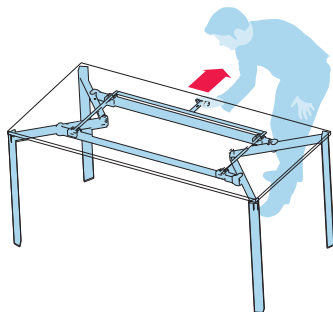




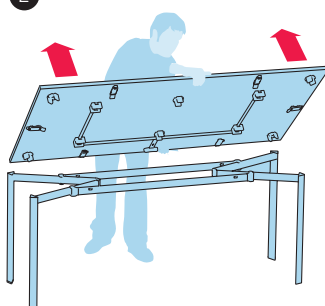
1 zusätzlicher Verbindungsbeschlag notwendig
1 requires additional connection fitting



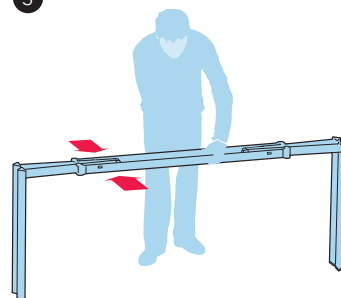
1



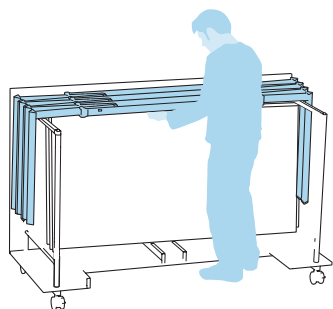
2



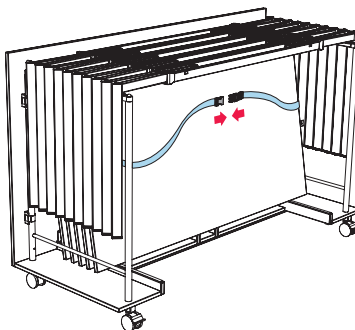
3



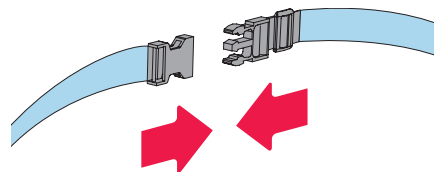
4



5

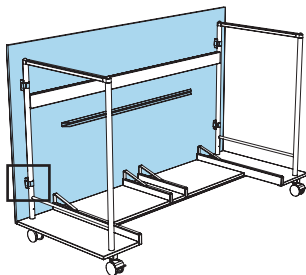


6

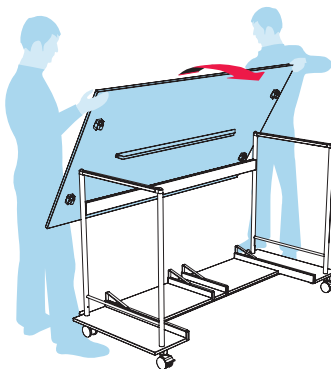


UMBAU DES TRANSPORTERS ZUM STEHTISCH.
TRANSPORT CART CONVERSION TO STATIONARY TABLE.

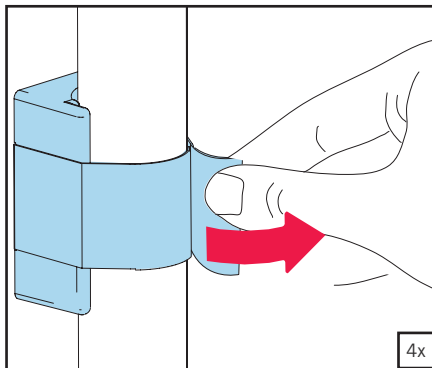
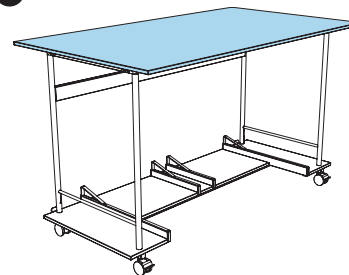
1



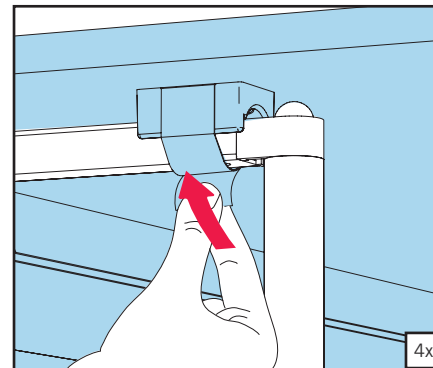
2



3

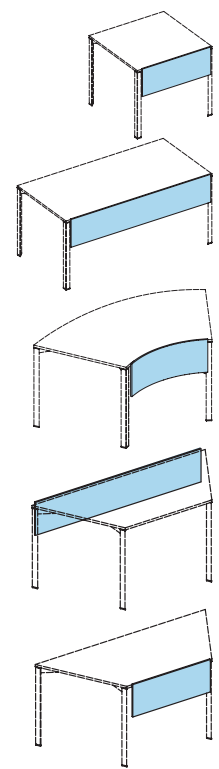
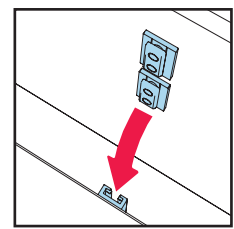
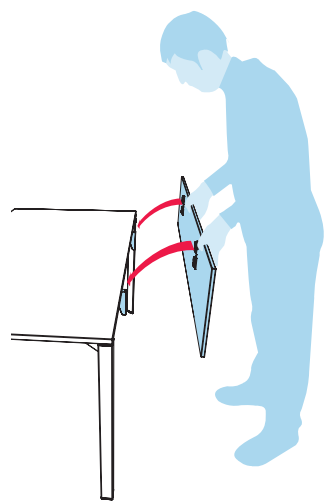
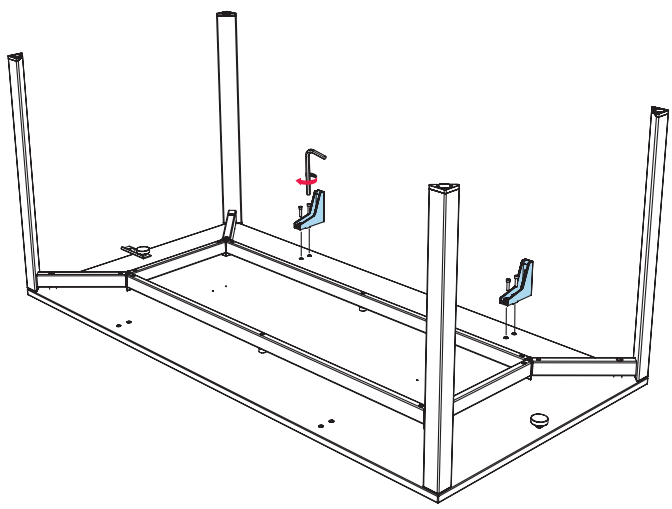


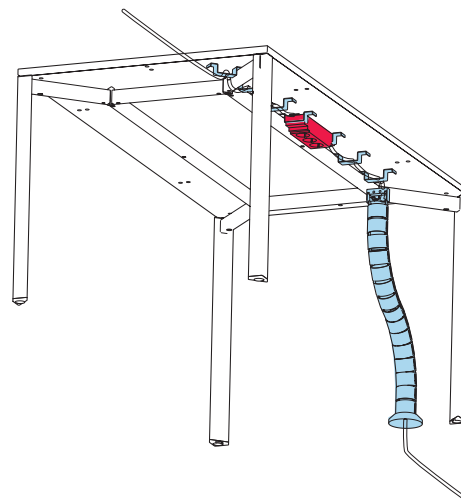
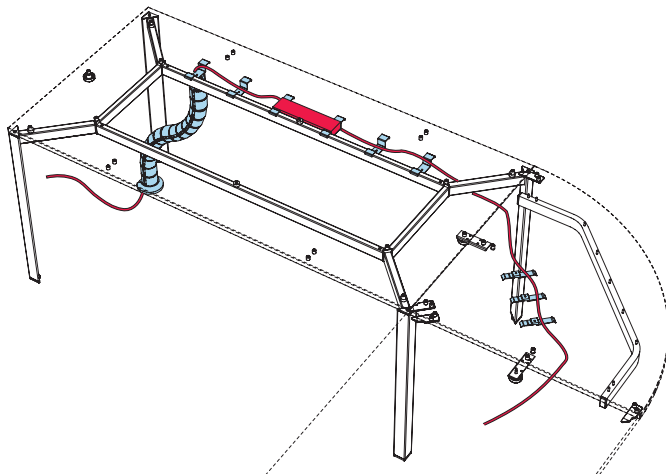
4x

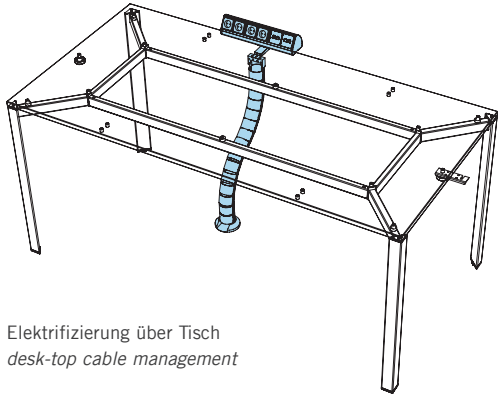


4x

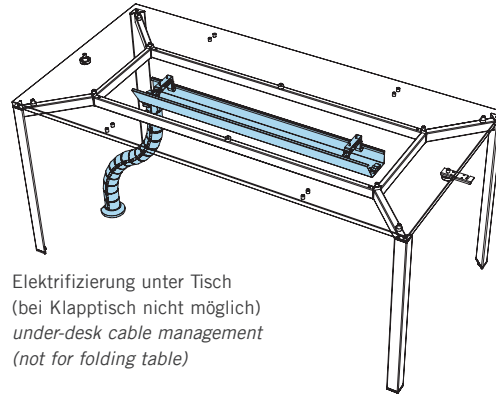
MONTAGE DER BLENDE.
MODESTY PANEL ASSEMBLY.





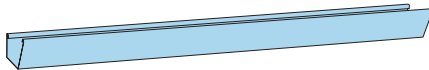


Elektrifizierung über Tisch
desk-top cable management

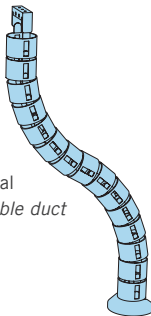


Elektrifizierung unter Tisch
(bei Klappstuhl nicht möglich)
under-desk cable management
(not for folding table)

horizontaler Kabelkanal
horizontal cable duct



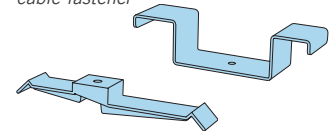
flexibler,
vertikaler Kabelkanal
flexible, vertical cable duct



Elektroleiste
plug box



Kabelhalter
cable fastener



Pflegehinweise

Die schonende und sachgemäße Reinigung der Oberflächen Ihrer Möbel und Wände ist wichtig, um deren optimalen Zustand möglichst lange zu erhalten. Wir empfehlen die Verwendung handelsüblicher Möbelreinigungsmittel für furnierte und kunststoffbeschichtete Oberflächen.

Cleaning instructions

Careful and appropriate cleaning of the furniture surfaces and components guarantees optimum durability.

We recommend standard furniture polish for veneer or melamine-coated surfaces.



Steckdosenleisten müssen zuverlässig befestigt sein und so platziert werden, dass die Stecker leicht gesteckt und gezogen werden können. Stecker und Steckdosenleisten müssen so positioniert sein, daß bei vorschriftsmäßigen Gebrauch der Büromöbel keine Flüssigkeit in oder auf die elektrischen Betriebsmittel fließen kann.

Multiple socket outlets must be fixed correctly and located that way that the plugs can be plugged in and withdrawn easily. Plugs and multiple socket outlets must be positioned that way that in case of correct use of the office furnitures no liquids can flow into or on the electrical equipment.



Das Netzanschlusskabel muss fest in der Zugentlastung des Fußgestells montiert werden. Verbindungskabel dürfen lose verlegt werden. Alle Leitungen und Kabel müssen so verlegt werden, dass keine Gefahr von Abscheren, Abrieb oder anderen mechanischen Beschädigungen besteht. *The cables must be mounted tightly into the strain relief of the foot frame. Connection cables can be installed loose. All lines and cables must be installed that way that there is no danger of shearing off, abrasion or any other mechanical damages.*



Bei Arbeitstischen, die mit beweglichen oder höhenverstellbaren Arbeitsflächen ausgerüstet sind, muss besondere Sorgfalt aufgewendet werden. Die Kabellängen müssen so ausreichend bemessen sein, dass die Bewegung der Arbeitsfläche ohne Dehnung oder Quetschung der Kabel möglich ist.

In case of working tables, which are equipped with movable working surfaces adjustable in height, special care is required. The cable lengths must be dimensioned sufficiently so that the movement of the working surfaces is possible without tensioning or pressing the cable.

BENE HEADOFFICE A-3340 WAIDHOFEN/BBS SCHWARZWIESENSTRASSE 3 TELEFON +43-7442-500-0 E-MAIL OFFICE@BENE.COM

ÖSTERREICH: BREGENZ, GRAZ, INNSBRUCK, KLAGENFURT, LINZ, SALZBURG, ST. PÖLTEN, WIEN. **BULGARIA:** SOFIA. **CZECH REPUBLIC:** PRAQUE. **DEUTSCHLAND:** ASCHAFFENBURG, BERLIN, BONN, DÜSSELDORF, ESSEN, FRANKFURT, HAMBURG, HANNOVER, LEIPZIG, MANNHEIM, MÜNCHEN, SCHWENNINGEN, STUTTGART-MÖHRINGEN. **HUNGARY:** BUDAPEST. **IRELAND:** DUBLIN. **MIDDLE EAST:** DUBAI. **POLAND:** WARSAW. **ROMANIA:** BUCHAREST. **RUSSIAN FEDERATION:** MOSCOW. **SERBIA:** BELGRAD. **SLOVAKIA:** BRATISLAVA. **SLOVENIA:** LJUBLJANA. **SWITZERLAND:** WALLISELEN. **UKRAINE:** KIEV. **UNITED KINGDOM:** LONDON.

FACHHANDELPARTNER/TRADING PARTNERS: BELGIUM: ZAVENTEM. **CROATIA:** ZAGREB. **DENMARK:** COPENHAGEN. **DEUTSCHLAND:** BAYREUTH, BREMEN, DONAUWÖRTH, ERLANGEN, MÜNSTER, NÜRNBERG, REGENSBURG, SAARBRÜCKEN, SAARLOUIS, SÜSSEN. **FRANCE:** LILLE, LYON, MONTPELLIER, NANTES, NICE, PARIS, TOULOUSE. **ITALY:** MERANO. **KUWAIT:** KUWAIT. **LIECHTENSTEIN:** SCHAAN. **LUXEMBOURG:** LUXEMBOURG. **NETHERLANDS:** HAAKSBERGEN, ROTTERDAM, WILP. **QATAR:** DOHA. **SPAIN:** BARCELONA.

[HTTP://BENE.COM](http://BENE.COM)