

RV DIVIDING WALL.

IDEAS



RV DIVIDING WALL.

Space structuring wall elements are becoming increasingly important for designing open offices and compact offices. Along with other elements that help to shape the space, including screens, shelves and cabinets the RV dividing wall organises and structures areas for concentration, cooperation and communication. They can be designed as individual zones, altering the predefined structure of the building.

The Bene RV dividing wall forms together with monoblock modules a flexible modular system that can be easily upgraded. Infinitely variable height adjustment and the right choice of materials ensure a high degree of variability. Exclusive materials such as veneers, melamine, fabric, glass and perspex can be used for individual modules or in combination with other modules. The modular system distinguishes itself by its frameless construction, exact joints, slim design and invisible connections. Sophisticated cable management allows integrated power and network connections. Cables are routed horizontally or vertically along electric modules that are compatible with the design of the RV dividing wall. Integration of Bene's desk and storage systems makes the modular system complete.

The RV dividing wall offers functional added-value, along with the highest degree of flexibility and individuality.





- > The modular system provides flexibility, while permitting customised solutions for every office landscape – through best form and function.
- > Spaces are designed with a range of exclusive materials: Decorative veneers or modern perspex in accent colours can be combined within the modular system.
- > Module widths up to 240 cm yield a modern horizontal design.
- > Work environment and processes are deliberately designed: Flexible heights for overview and eye contact facilitate concentration and privacy.
- > Thanks to RV's slim design, frameless construction, invisible connections and sophisticated cable management, constructional elements are barely visible.
- > The dividing wall can be combined with any other element of the portfolio.

TECHNICAL DATA.

DESIGN OPTIONS	Total heights min. – max.	Module heights min. – max.	Joint heights standard joint range	Material				Organisation rail (2.6 cm)		max. load	
				melamine	veneered	fabric	glass	organisational elements for the third working level	RV-compartment 32 cm	on each side	with junctions on the left and right, on each side
Option 1											
Basic module	72 - 152	72 - 152	152	•	•	•	•	•		30 kg	50 kg
Option 2											
Upper module	91.5 - 152	19.5 - 80	152	•	•	•	•	•		30 kg	50 kg
Basic module		72 - 132.5	74	•	•	•	•	•	•		
Option 3											
Upper module	104.5 - 152	19.5 - 67	152	•	•	•	•	•		30 kg	50 kg
Electric Module		13		aluminium							
Basic module		72 - 119.5	74	•	•	•	•	•	•		
Option 4											
Upper module	130.5 - 152	19.5 - 41	152	•	•	•	•	•		30 kg	50 kg
Attachment module		39 - 60.5	113	•	•	•	•	•			
Basic module		72 - 93.5	74	•	•	•	•	•	•		
Option 5											
Upper module	143.5 - 152	19.5 - 28	152	•	•	•	•			30 kg	50 kg
Attachment module		39 - 47.5		•	•	•	•	•			
Electric Module		13		aluminium							
Basic module		72 - 80.5	74	•	•	•	•	•	•		

Configuration:

RV design options (options 1-5) provide standard joint heights and measurements and can be easily combined with any Bene table and storage furniture. Standard settings within the millimetre grid can be easily altered via Bene's new data structure.


Option 1



Option 2



Option 3

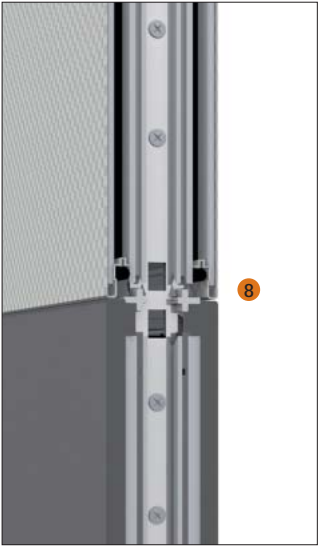


Option 4



CONSTRUCTION.

- 1 Basic module
- 2 Attachment module
- 3 Organisation rail
can be attached to the top edge of each module, included in electric module, in aluminium
- 4 Attachment module
- 5 Connection elements
fixed with screws
- 6 ABS plastic cover profile,
available in five basic colours and basalt (black)
- 7 Adjustment plates, included in basic module,
can be levelled 10 mm, + 20 mm,
optionally available with leg cantilevers
- 8 Module connection in detail



Option 5



Module elements in melamine, veneer, fabric, glass or perspex are connected on both sides to the frame to yield an optically frameless construction.

Construction and connection system is identical on all four sides and allows maximum flexibility. Frame connections allow for combining any number of RV modules.

The connections are not visible. Exterior edges are covered with a cover profile in five basic colours or basalt (black).

Plastic cover profiles and connection elements are included in the module construction and do not have to be ordered separately.

COMBINATIONS.

Combinations of module materials can be selected individually. Varying heights are also available.

The modules feature the option of placing melamine on one side and veneer on the other side. Fabric covers are uniform on both sides, however their designs may vary.

Modules can be assembled in a linear layout without additional connection elements.

Angular configurations in a T- or L-layout are implemented with a junction that follows the same connection principle.

Straight connections to RV-elements, Bene cabinets or walls do not require additional junctions.




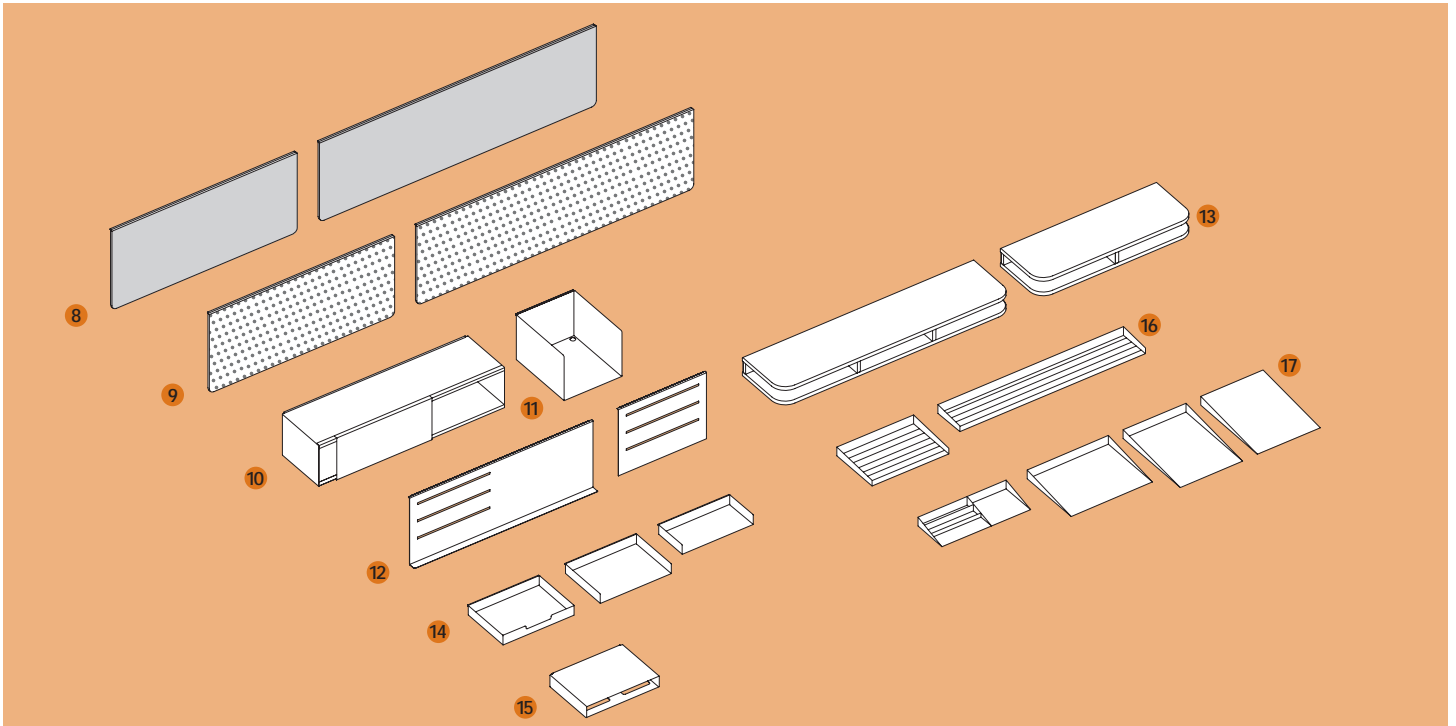
Multiple socket strips can be installed near the workstation thanks to RV's sophisticated cable management. Cables are routed along a horizontal or vertical aluminium cable tray that is integrated into the modular system. Multiple socket strips optionally feature 3x 230V plugs or a 3X 230V and two RJ45 plugs.



An attachment screen made of 6mm perspex up to a height of 190 cm provides an additional visual shield. It is mounted on the upper module and is available in heights from 19.5 to 39 cm. The screen is available in various colours such as clear glass, blue, lemon or smoke.



ORGANISATION ELEMENTS.



- 8 Magnet board, available in two sizes
- 9 Pinnable screen
- 10 File box
- 11 Binder holder
- 12 Magnet screen with tray, magnet screen
- 13 Shelf attachment, available in two sizes
- 14 Closed drawer, open drawer, short open drawer



- 15 Tray
- 16 Aluminium pencil tray, available in two sizes
- 17 Pencil tray, Paper tray in A4 landscape format, Paper tray in A4 portrait format, Angular aluminium tray



BENE HEADOFFICE A-3340 Waidhofen/YBBS Schwarzwiesenstrasse 3 PHONE +43-7442-500-0 E-MAIL OFFICE@BENE.COM

AUSTRIA: BREGENZ, GRAZ, INNSBRUCK, KLAGENFURT, LINZ, SALZBURG, ST. PÖLTEN, VIENNA. **BELGIUM:** BRUSSELS-ZAVENTEM. **BULGARIA:** SOFIA. **CZECH REPUBLIC:** PRAGUE. **GERMANY:** ASCHAFFENBURG, BERLIN, BONN, DÜSSELDORF, ESSEN, FRANKFURT, HAMBURG, HANNOVER, LEIPZIG, MANNHEIM, MUNICH, SCHWENNINGEN, STUTTGART. **HUNGARY:** BUDAPEST. **IRELAND:** DUBLIN. **MIDDLE EAST:** DUBAI. **POLAND:** WARSAW. **ROMANIA:** BUCHAREST. **RUSSIAN FEDERATION:** MOSCOW. **SERBIA:** BELGRAD. **SLOVAKIA:** BRATISLAVA. **SLOVENIA:** LJUBLJANA. **SWITZERLAND:** ZURICH-WALLISELLEN. **UKRAINE:** KIEV. **UNITED KINGDOM:** LONDON.

TRADING PARTNERS: **AUSTRALIA:** SYDNEY. **CHINA:** HONG KONG, SHANGHAI. **DENMARK:** COPENHAGEN. **FRANCE:** ANNECY, AVIGNON, LILLE, LYON, MONTPELLIER, NANTES, NICE, NIMES, PARIS, REIMS, TOULOUSE. **GERMANY:** BAYREUTH, BREMEN, DONAUWÖRTH, ERLANGEN, NÜRNBERG, REGENSBURG, SAARBRÜCKEN, SAARLOUIS, SÜSSEN. **ITALY:** MERAN. **JAPAN:** OSAKA, TOKYO. **KUWAIT:** KUWAIT. **LIECHTENSTEIN:** SCHAAN. **LUXEMBOURG:** LUXEMBOURG. **NETHERLANDS:** HAAKSBERGEN, ROTTERDAM, WILP. **SPAIN:** BARCELONA. **TURKEY:** ISTANBUL.

WWW.BENE.COM