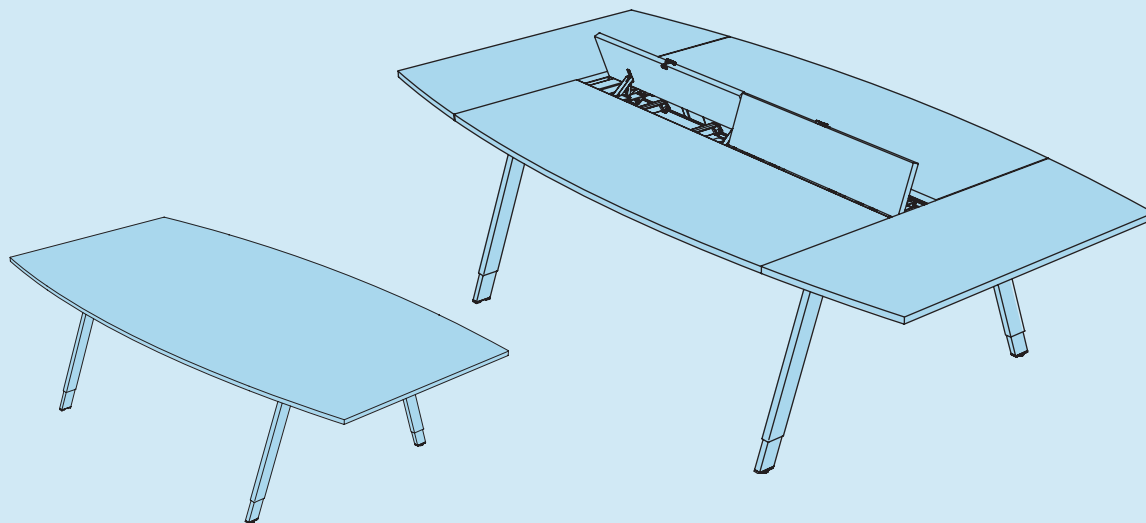


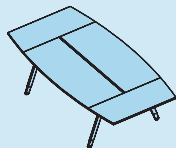
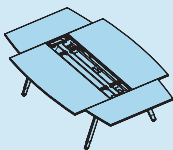
T_MEETING TABLES.



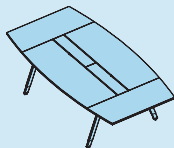
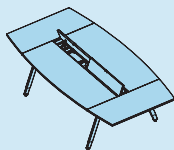
EN

Inhalt.....1
 List of products - Multi-part tables.....2
 List of products - One-part tables.....3
 As-delivered condition.....4
 Mounting cable tray - One-part tables.....7
 Mounting slab-ends to multi-part frame.....8
 Adjusting cable flap.....9
 Mounting slab-ends to one-part frame.....10
 Mounting extension top.....11
 Mounting table top support to one-part table top.....12
 Levelling of extension top.....13
 Cleaning instructions.....14
 Safety instructions. Disposal.....15
 Notes.....16

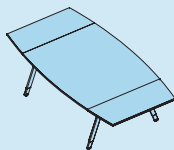
with sliding top



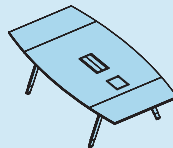
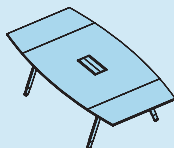
with cable flap



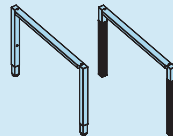
with fixed centre top



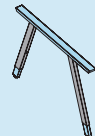
optional MediaBox and video projection box



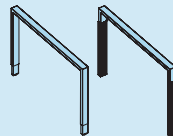
Square 4-leg base (T9)



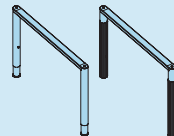
A-leg (T2)



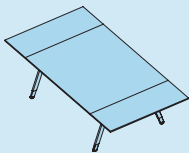
Rectangular 4-leg base (T7)



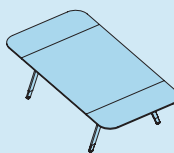
Round 4-leg base (T8)



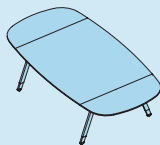
rectangular



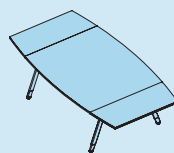
rounded on user's side



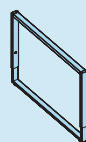
oval



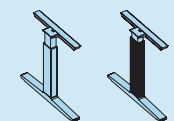
boat shaped



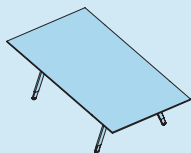
Slab-end on skid rack (T6)



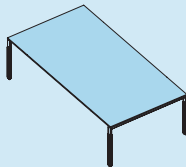
T-leg (T4)



Interior frame



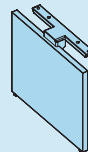
Exterior frame



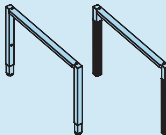
A-leg /
only for interior
frame
(T2)



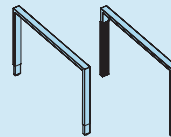
slab-end /
only for interior
frame
(T5)



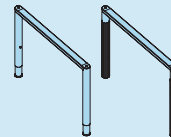
Square 4-leg base
(T9)



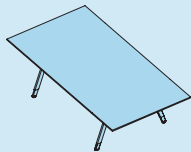
Rectangular 4-leg base
(T7)



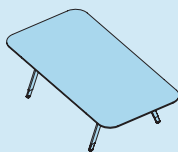
Round 4-leg base
(T8)



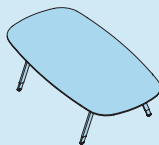
rectangular



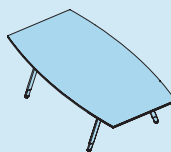
rounded on user's side



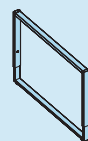
oval



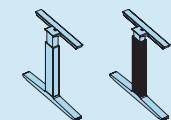
boat shaped



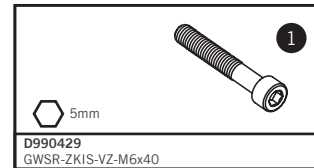
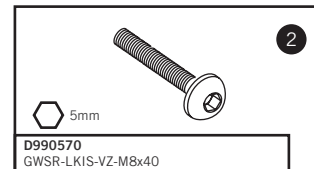
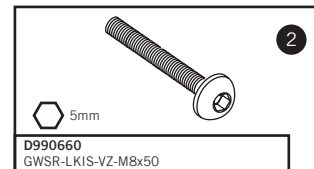
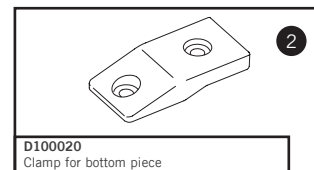
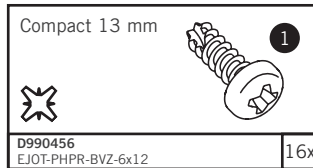
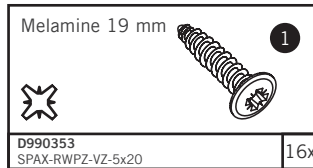
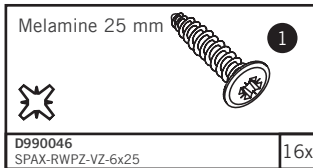
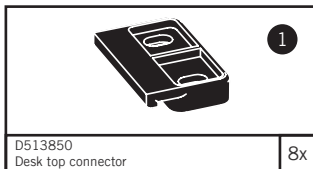
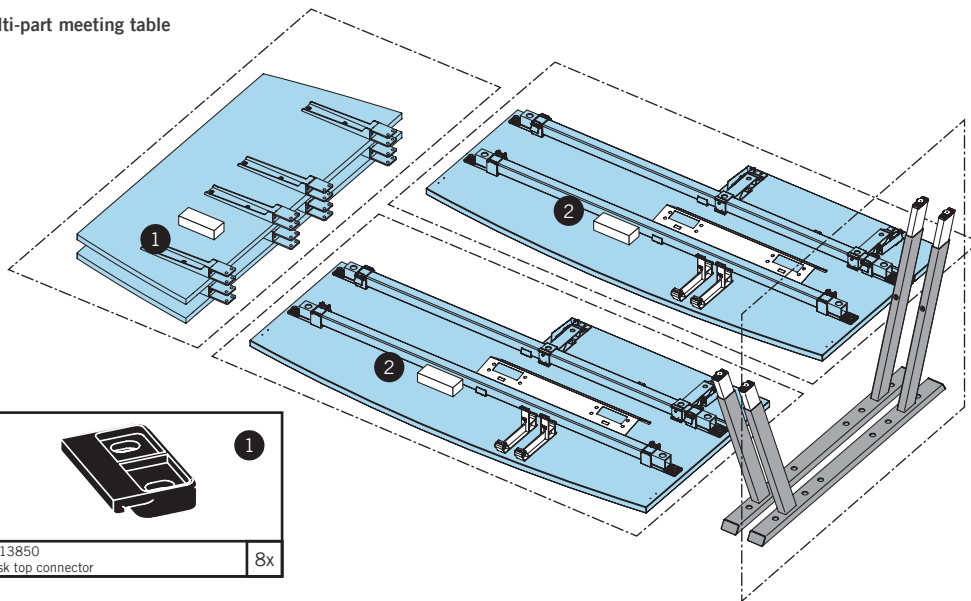
Slab-end on skid rack
(T6)



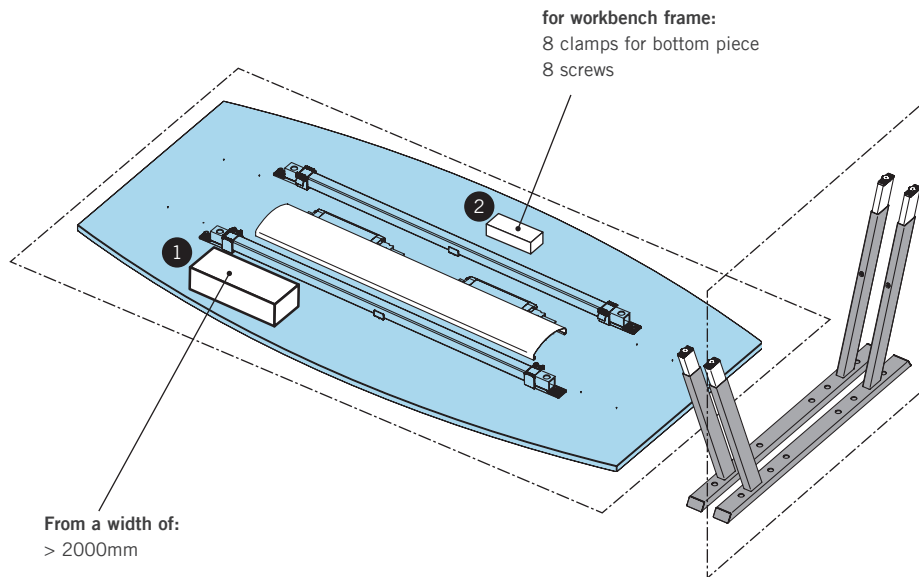
T-leg
(T4)

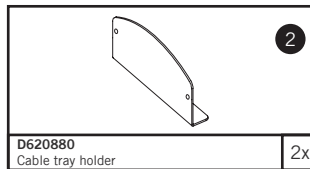
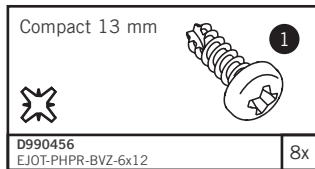
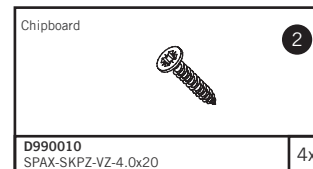
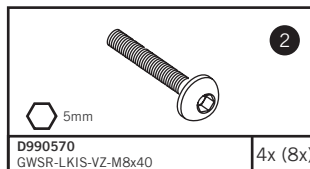
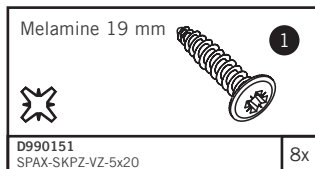
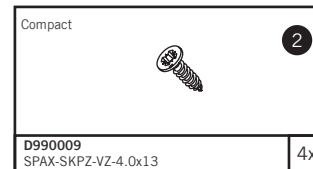
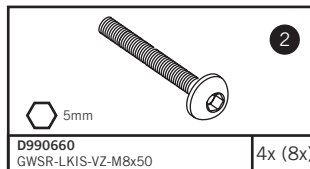
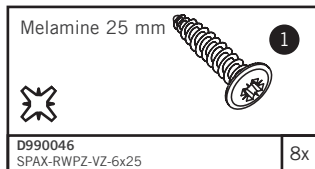
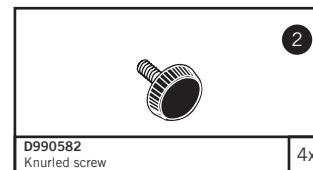
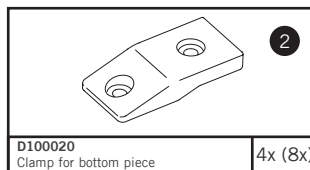
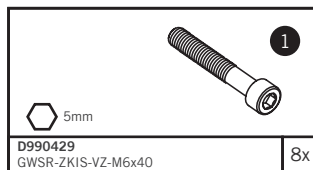
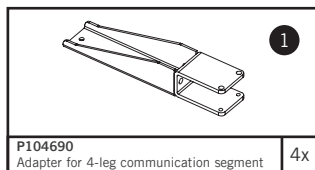


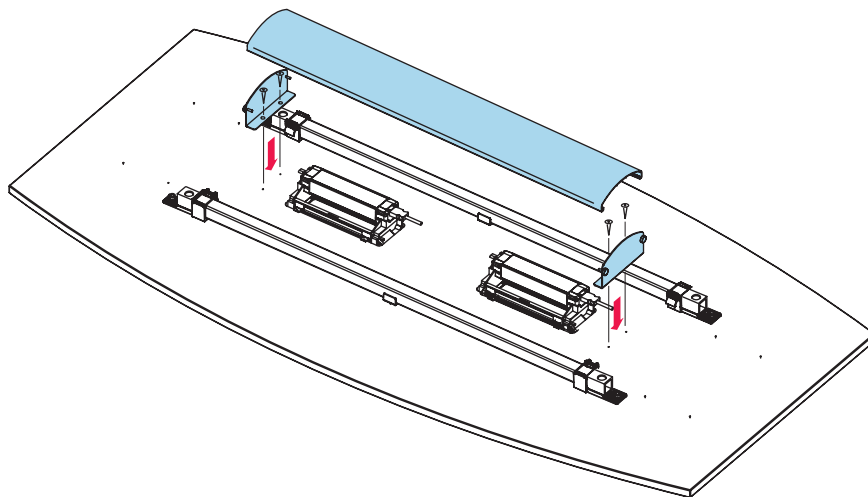
Multi-part meeting table





One-part meeting table

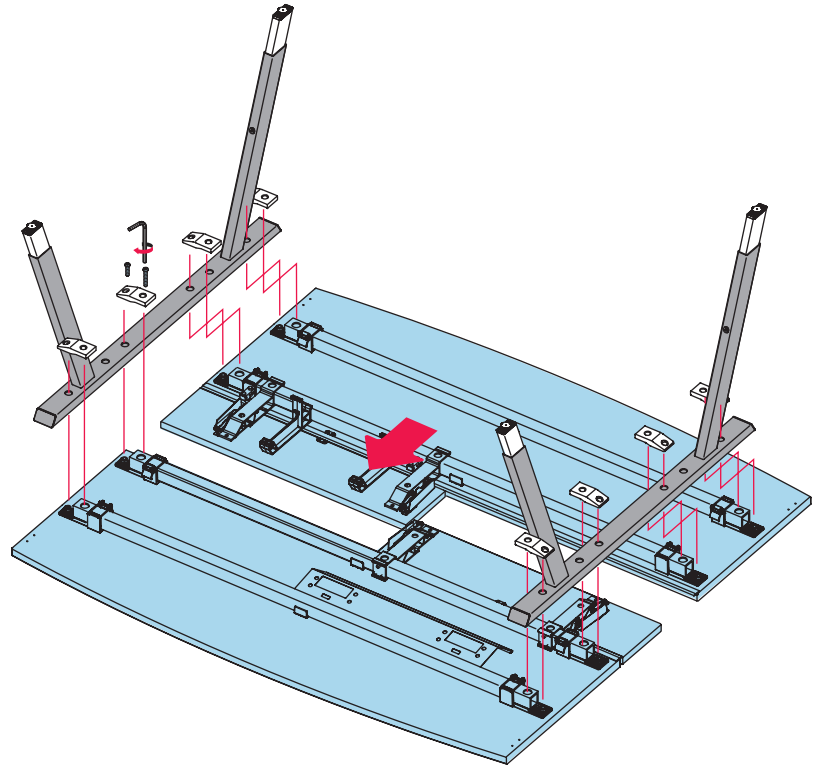
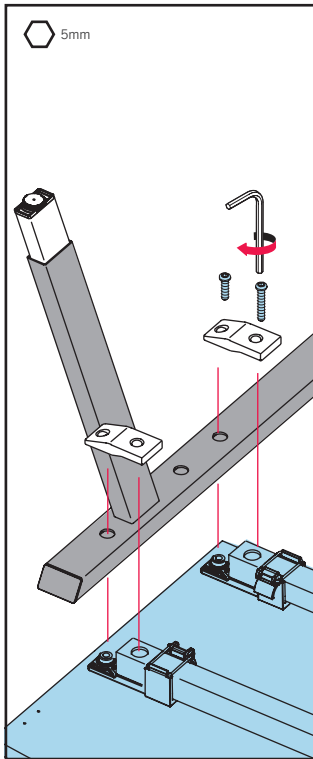



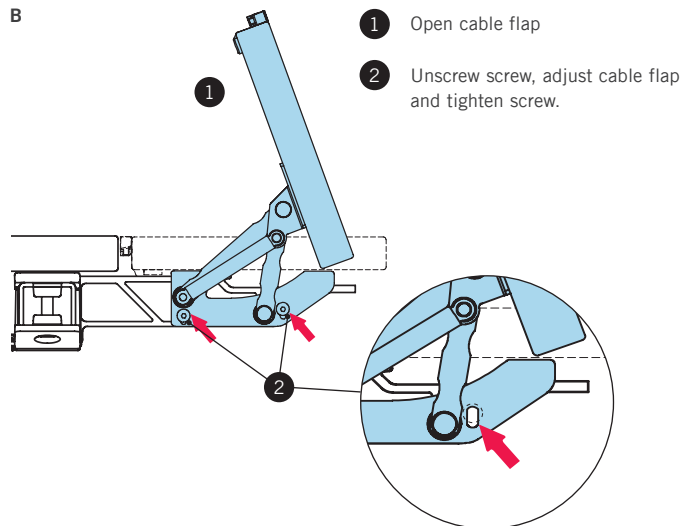
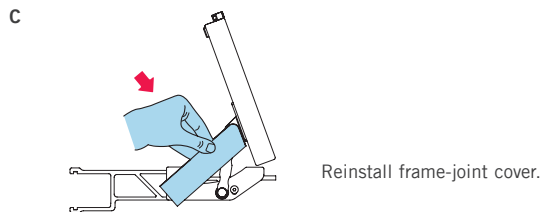
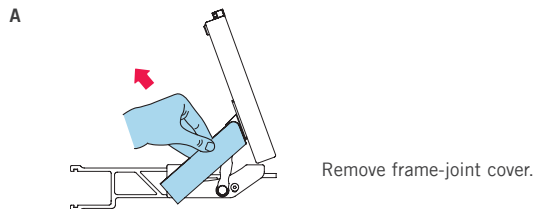


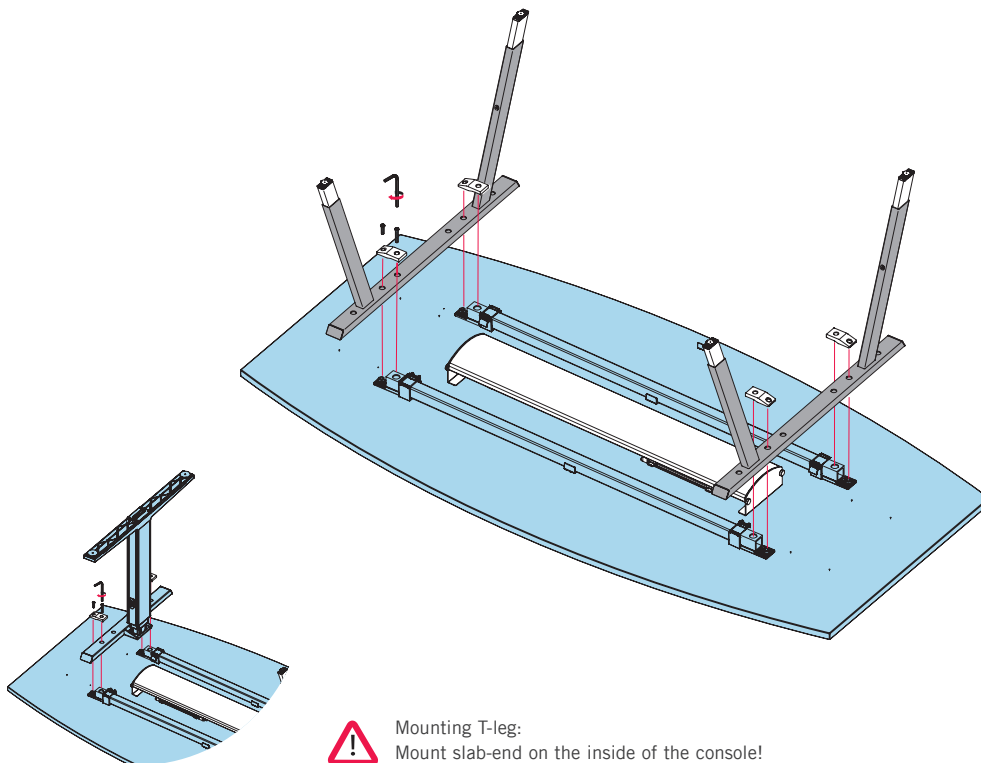
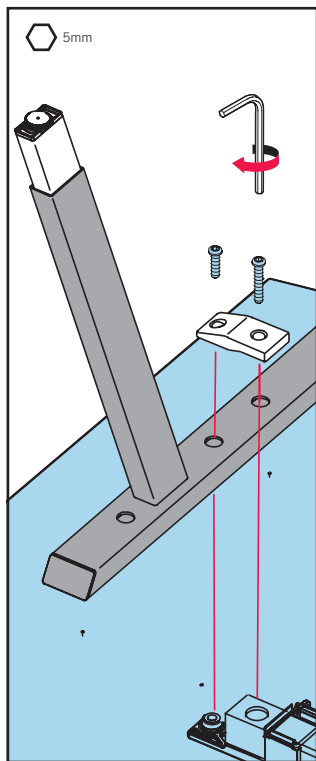


Compact	
D990009 SPAX-SKPZ-VZ-4.0x13	4x

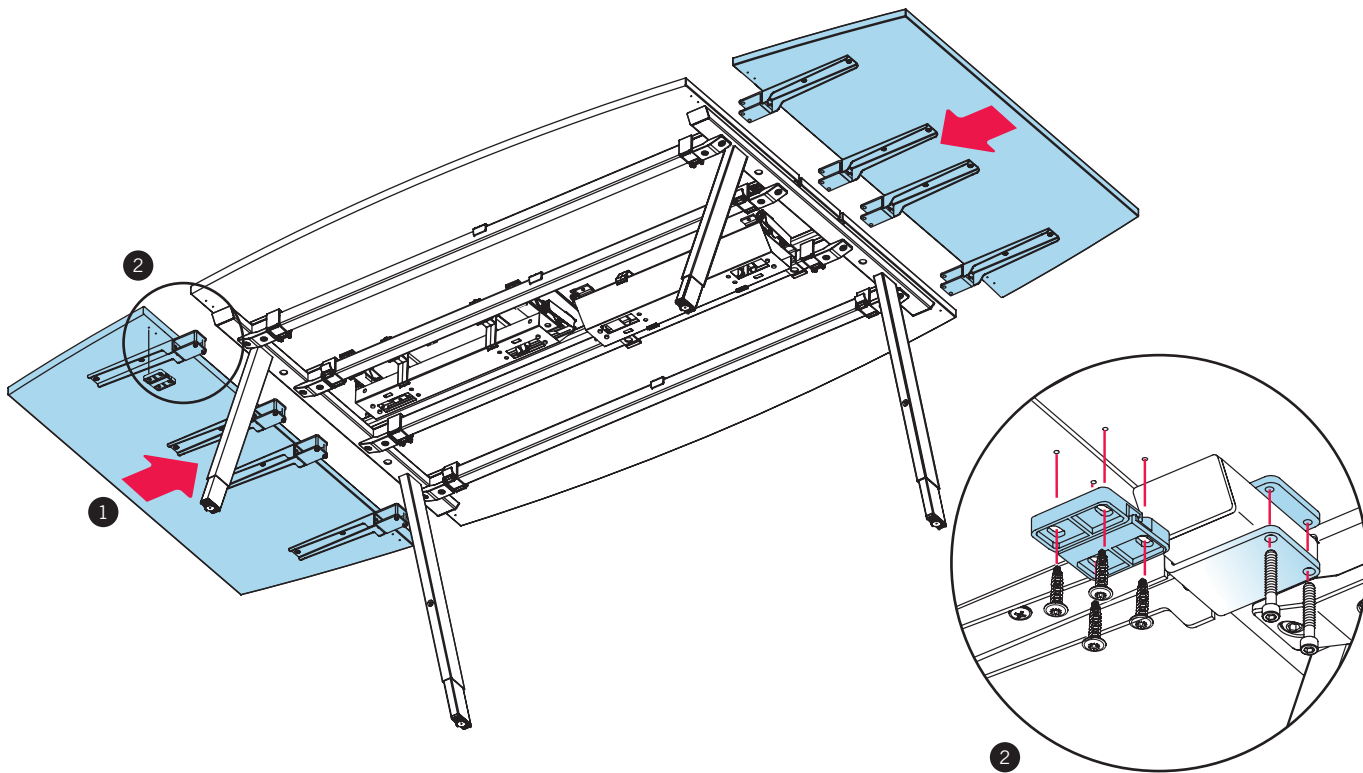
Chipboard	
D990010 SPAX-SKPZ-VZ-4.0x20	4x

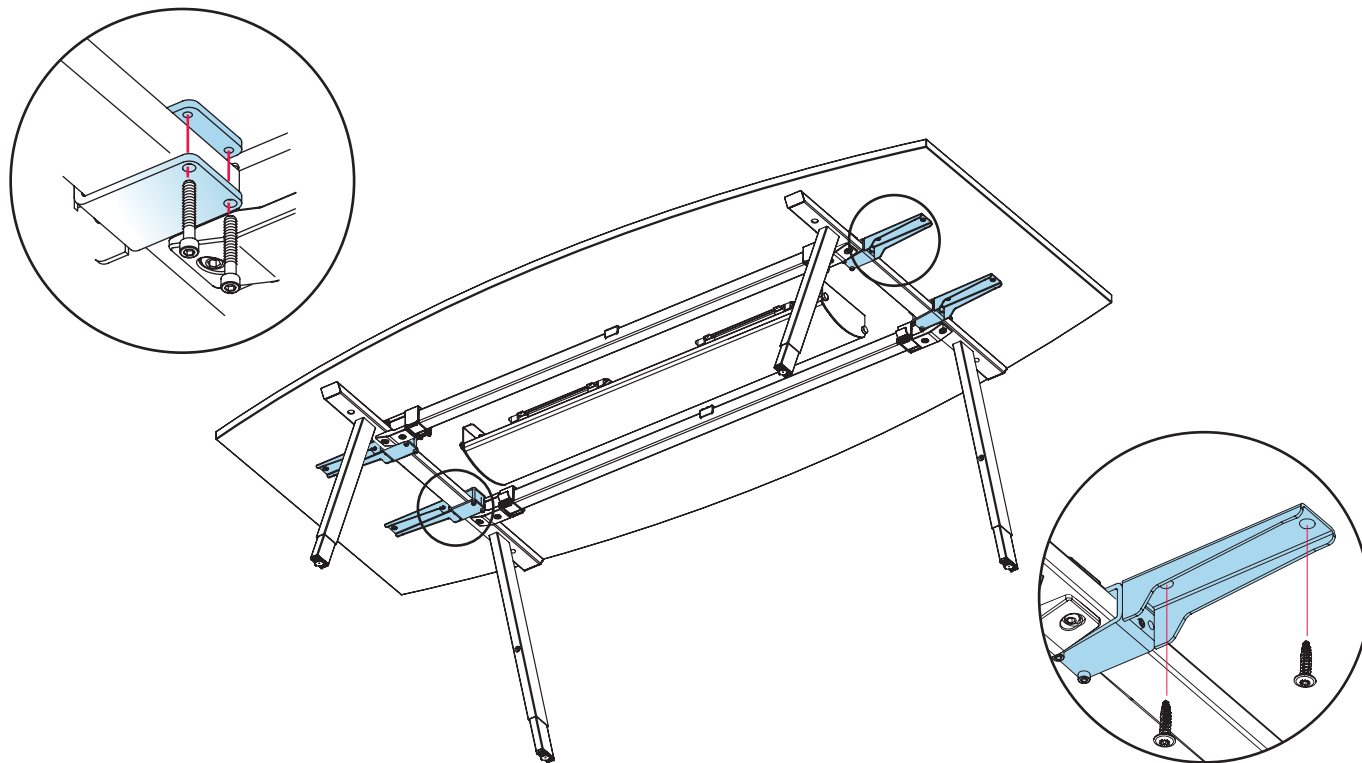


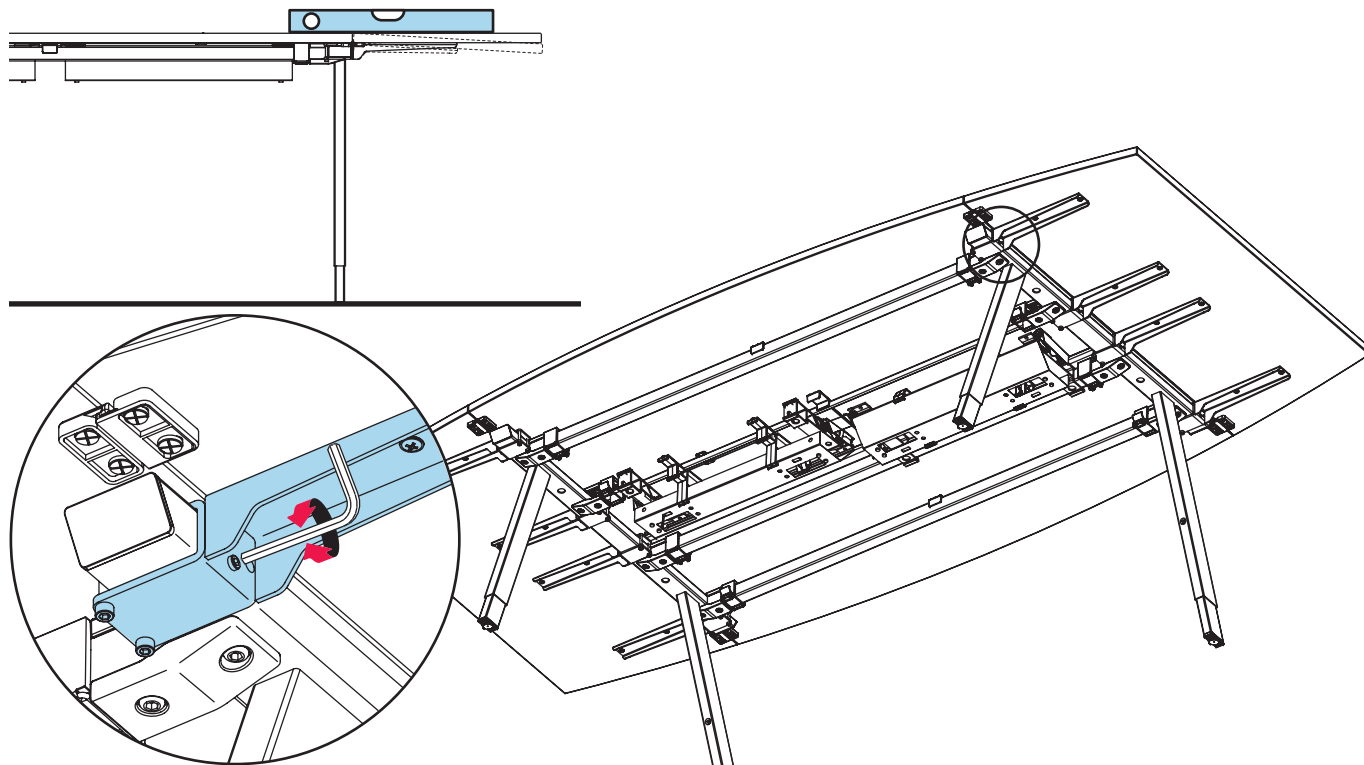




Mounting T-leg:
Mount slab-end on the inside of the console!







Gentle and proper cleaning of furniture surfaces and partition walls is especially important in retaining their optimum condition for as long as possible.

We generally recommend cleaning with a moist, fluff-free cloth, moistened with pure water without the addition of any cleaning agents; furniture polishes or similar.

If cleaning with a damp cloth proves not to be adequate, careful use of a mild plastics cleaner without abrasive additive is admissible on melamine surfaces.

Wood polishes must not be used on open-pored lacquered veneer surfaces (oak, walnut, Macassar and Zebrano). This settles into the open pores, closes them and gives the surface a greasy, glossy appearance after a while. The desired semi-gloss and open-pored veneer appearance is ruined.

Furniture polishes available off-the-shelf can be used for closed-pore lacquered surfaces (cherry, beech and maple). They fill the finest of scratches in the lacquer and cover them up relatively well. An enhanced glossy appearance of the surface is difficult to prevent.

Never use polishes containing silicon, caustic cleaning agents with ammonia additives, alcohol or softeners. The same applies for scratching cleaning agents with abrasive additives.

Glass and material surfaces are to be cleaned in accordance with manufacturer's instructions. Please contact Bene for information and documentation on this matter.

Bene can not assume any liability for damage to surfaces caused as a result of improper cleaning.



Dr. Michael Raufeisen
(Head of Quality & Environment Management)



DI (FH) Karl Zankl
(Departmental Head, Management Furniture)

BENE HEADOFFICE A-3340 WAIDHOFEN/BBS SCHWARZWIESENSTRASSE 3 TELEFON +43-7442-500-0 E-MAIL OFFICE@BENE.COM

AUSTRIA: BREGENZ, GRAZ, INNSBRUCK, KLAGENFURT, LINZ, SALZBURG, ST. PÖLTEN, VIENNA. **BELGIUM:** BRUSSELS-ZAVENTEM.
BULGARIA: SOFIA. **CZECH REPUBLIC:** PRAQUE. **GERMANY:** ASCHAFFENBURG, BERLIN, BONN, DÜSSELDORF, ESSEN, FRANKFURT,
HAMBURG, HANNOVER, LEIPZIG, MANNHEIM, MUNICH, SCHWENNINGEN, STÜTTGART. **HUNGARY:** BUDAPEST.
IRELAND: DUBLIN. **MIDDLE EAST:** DUBAI. **POLAND:** WARSAW. **RUMANIA:** BUCHAREST. **RUSSIAN FEDERATION:** MOSCOW. **SERBIA:** BELGRADE.
SLOVAKIA: BRATISLAVA. **SLOVENIA:** LJUBLJANA. **SWITZERLAND:** ZÜRICH-WALLISELEN. **UKRAINE:** KIEV. **UNITED KINGDOM:** LONDON.

TRADING PARTNERS: **AUSTRALIA:** SYDNEY. **CHINA:** HONG KONG, SHANGHAI. **CROATIA:** ZAGREB.
DENMARK: COPENHAGEN. **GERMANY:** BAYREUTH, BREMEN, DONAUWÖRTH, ERLANGEN, MÜNSTER, NÜRNBERG,
REGENSBURG, SAARBRÜCKEN, SAARLOUIS, SÜSSEN. **FRANCE:** ANNECY, AVIGNON, LILLE, LYON, MONTPELLIER, NANTES,
NIMES, NICE, PARIS, REIMS, TOULOUSE. **ITALY:** MERAN. **JAPAN:** OSAKA, TOKYO. **KUWAIT:** KUWAIT. **LIECHTENSTEIN:** SCHAAN.
LUXEMBOURG: LUXEMBOURG. **NETHERLANDS:** HAARLEM, ROTTERDAM, WILP. **SPAIN:** BARCELONA. **TURKEY:** ISTANBUL.

[HTTP://BENE.COM](http://bene.com)