



*Mosaic*<sup>®</sup> 2.0

**Gunlocke**<sup>®</sup>  
Performance in Wood.



A full palette of unitized and modular components available in 6" increments allow design freedom from the limitations of conventional casegoods. Shapes, sizes, veneers, storage and technology options allow added flexibility in creating your own mosaic.

Mosaic<sup>®</sup> 2.0  
*shape your environment.*

Gunlocke<sup>®</sup>  
Performance in Wood.



- Overhead storage available in single or double high
- Aluminum framed glass or wood door options

Unique shapes in Mosaic's wide array of curved and linear components open up new **POSSIBILITIES** for designing everything from teaming environments to executive private offices.







- Linear and vertical paper managers optional
- Articulating or fixed computer corner
- Multi-file storage options

Worksurfaces and cabinetry with flowing **SHAPES** allow you to optimize your work environment. Shapes and sizes blend into a uniquely inspired mosaic.



- Storage flexibility provided with modular pedestals
- Add on solutions support various work styles

Workwall configurations make the most of limited spaces, while still providing ample **STORAGE** options.







- Integrated wire management
- Optional desktop power and data ports

Wire management is one test of a casework system's effectiveness. Paper management is another. Mosaic handles technology and hard copy with ease and **INTELLIGENCE**.



- Cherry and maple veneers
- Exotic worksurface veneers optional

The collection's many components can be combined in countless ways. With all the **SOLUTIONS** Mosaic 2.0 offers, you can create versatile configurations that precisely meet your needs.







- UV coated ClearTech™ finish for durability
- 7 Cherry finishes
- 2 Maple finishes

The highest **QUALITY** wood veneers and attention to detail ensure that even a basic layout makes an impressive statement. Mosaic 2.0 features our high performance ClearTech™ finish providing lasting durability.


# technology + *wire access*

ARTICULATING KEYBOARD ADJUSTS TO THE USER'S PREFERENCE TO CREATE OPTIMAL ERGONOMIC POSITIONING. WALL ACCESS PANEL PROVIDES EASE OF MANAGEMENT FOR YOUR ELECTRICAL, DATA AND COMMUNICATION REQUIREMENTS.

ARTICULATING COMPUTER CORNER




WALL ACCESS PANEL (OPEN)



POWER DATA PORT



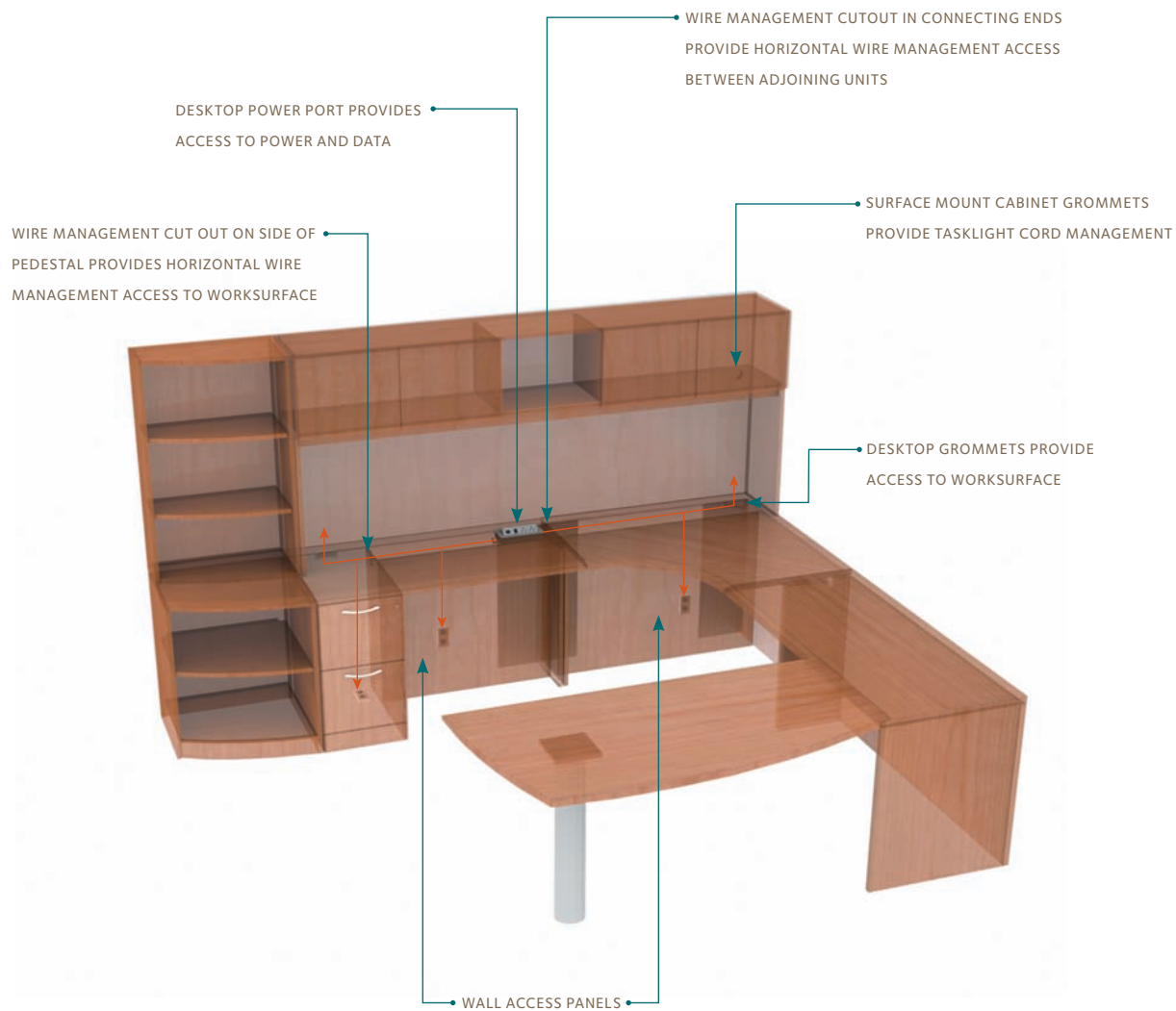
WALL ACCESS PANEL (CLOSED)



WORKSURFACE GROMMET



WIRE MANAGEMENT FLOW



# edge profile *hardware + finishes*

MOSAIC 2.0 OFFERS AN ERGONOMICALLY DESIGNED EDGE DETAIL PROVIDING EXCEPTIONAL WORKSPACE COMFORT. SELECT CHERRY AND MAPLE VENEERS, (AS WELL AS EXOTICS SUCH AS FIGURED SYCAMORE, BIRDSEYE MAPLE, RIBBON SAPELE AND FIGURED ANEGRE) ARE AVAILABLE IN A VARIETY OF FINISHES.

## EDGE DETAIL

---



## ARCH PULLS

---



## CRESCENT PULLS






---



## STANDARD FINISHES ON CHERRY AND MAPLE

---

A. MEDIUM BROWN CHERRY	215	F. LIGHT CHERRY	701
B. CINNAMON CHERRY	260	G. BURNISHED CHERRY	777
C. EXPRESSO CHERRY	498	H. NATURAL MAPLE	800
D. DARK RED CHERRY	511	I. HONEY MAPLE	873
E. MEDIUM RED CHERRY	512		



**Gunlocke**<sup>®</sup>  
Performance in Wood.

[WWW.GUNLOCKE.COM](http://WWW.GUNLOCKE.COM)

**The Gunlocke Company, LLC**  
One Gunlocke Drive, Wayland, NY 14572  
800 828 6300 F 585 728 8350

CMOSAIC2.0012007