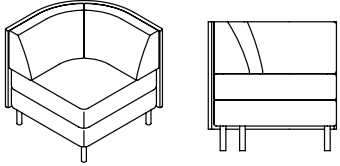
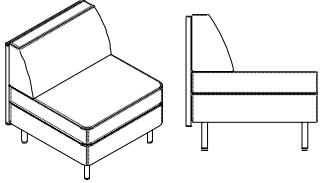
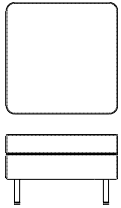
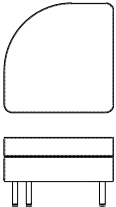


# 97 | Seating

## MEET & GREET™ LOUNGE

SIN# 711-16

Model		G Grade Price						
		COL						
		COM	G1	G2	G3	G4	G5	G6
<b>GK2001</b>	Corner Straight	1,617	1,808	1,970	2,098	2,336	2,927	3,567
		Multiple Fabric Requirements** A. 1.75 B. 1.5 C. 2 D. 1						
<b>GK2003</b>	Center section	1,349	1,530	1,687	1,809	2,034	2,588	3,194
		Multiple Fabric Requirements** A. 1 B. 1 C. 2 D. 1.25						
<b>GK2005</b>	Ottoman	1,013	1,133	1,237	1,318	1,468	1,848	2,256
		Multiple Fabric Requirements** C. 1.75 D. 1.25						
<b>GK2007</b>	Ottoman	1,013	1,133	1,237	1,318	1,468	1,848	2,256
		Multiple Fabric Requirements** C. 2 D. 1.25						

### How to Specify - Please note: 1 - 6 MUST be specified to COMPLETE order.

1 Model number	2 Leg/Glide Caster	3 Tablet Arm	4 Finish	5 Flammability Rating
To order please specify the following: 1 Model Number 2 Leg/Glide Caster 3 Tablet Arm (optional) 4 Finish 5 Flammability Rating 6 Upholstery	Please specify the leg color and choice of glide or caster  <b>LBLG</b> = Black glide  <b>LBLC</b> = Black caster +\$102  <b>LSLG</b> = Silver glide  <b>LSLC</b> = Silver caster +\$102	Specify right or left arm from seated position. Arm is available in maple hardwood or plastic laminate with black T molding. Metal attaching tube is same color as leg.  <b>NTW</b> = Tablet No <b>TWLH</b> = Wood, Left Hand +\$486 <b>TWRH</b> = Wood, Right Hand +\$486 <b>TLLH</b> = Laminate, Left Hand +\$356 <b>TLRH</b> = Laminate, Left Hand +\$356	<b>FN-No finish required if no wood tablet arm</b> <b>Cherry finish on Maple</b> 215 Medium Brown Cherry 260 Cinnamon Cherry 498 Espresso 511 Dark Red Cherry 512 Medium Red Cherry 701 Light Cherry 777 Burnished Cherry  <b>Maple</b> 555 Ebony Maple 800 Natural Maple 873 Honey Maple 647 Walnut	For standard flammability rating, please specify CTB117, for California 133 and Boston fire-code treatment, please specify CTB133.  <b>U</b> = <b>CTB117</b> <b>U3</b> = <b>CTB133 (+)</b>  <b>2001</b> \$215 <b>2003</b> \$205 <b>2005</b> \$137 <b>2007</b> \$137
<b>G K 2 0 0 1</b>				

Example: GK2001.LBLG.TWRH.215.U.LG-830

**M Grade Price**

**Dimensions**

M1	M2	M3	M4	M5	M6	M7	M8	M9	M10
1,970	2,098	2,206	2,304	2,412	2,524	2,643	2,779	2,979	3,121

	W	D	H
Overall	30"	30"	30"
Seat		19 1/2"	18"

**Upholstery Requirements - GK2001**

Fabric yards	5.5
Leather feet <sup>2</sup>	94
<b>Shipping weight</b>	<b>90 lbs.</b>
<b>Cube</b>	<b>38.6</b>

1,687	1,809	1,909	2,005	2,107	2,214	2,330	2,458	2,649	2,783
-------	-------	-------	-------	-------	-------	-------	-------	-------	-------

Overall	28"	30"	30"
Seat		19 1/2"	18"

**Upholstery Requirements - GK2003**

Fabric yards	5.25
Leather feet <sup>2</sup>	89
<b>Shipping weight</b>	<b>80 lbs.</b>
<b>Cube</b>	<b>25.1</b>

1,237	1,318	1,386	1,450	1,517	1,588	1,665	1,751	1,878	1,968
-------	-------	-------	-------	-------	-------	-------	-------	-------	-------

Overall	28"	28"	18"
Seat			18"

**Upholstery Requirements - GK2005**

Fabric yards	3.5
Leather feet <sup>2</sup>	60
<b>Shipping weight</b>	<b>60 lbs.</b>
<b>Cube</b>	<b>25.1</b>

1,237	1,318	1,386	1,450	1,517	1,588	1,665	1,751	1,878	1,968
-------	-------	-------	-------	-------	-------	-------	-------	-------	-------

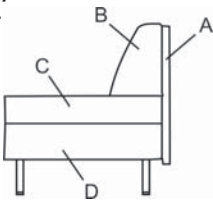
Overall	28"	28"	18"
Seat			18"

**Upholstery Requirements - GK2007**

Fabric yards	3.5
Leather feet <sup>2</sup>	60
<b>Shipping weight</b>	<b>60 lbs.</b>
<b>Cube</b>	<b>25.1</b>

\*Please refer to yardage requirements for fabrics with repeats on page 20.

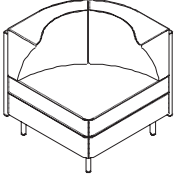
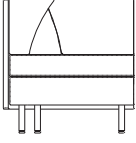
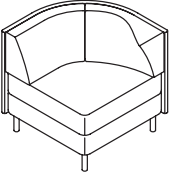
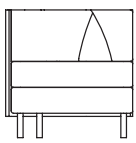
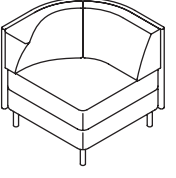
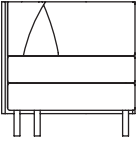
\*\*Multiple fabrics must be specified as Specials product. Contact Bid Quote.

Specifications	
<p>6 <b>Upholstery</b></p> <p>Please see pages 12-16 for upholstery and leather selections.</p>  <p>Standard upholstery is all fabric or all leather.</p> <p>A = Back B = Back cushion C = Seat cushion D = Base</p> <p>Combination upholstery options are available. Specify by choosing an option and selecting upholstery for the Alpha combinations. If material requires railroading please add an additional 10% to order.</p>	<p><b>Interior Frame:</b> Upholstery-grade Plywood joined by glue and fasteners.</p> <p><b>Seat:</b> Foam and Dacron filled over flexible foundation. Upholstered.</p> <p><b>Note:</b> Detached Cushion. (2001, 2003) Triple-stitched.</p> <p><b>Back:</b> Frame-plywood. Foam and Dacron filled over webbed foundation – upholstered.</p> <p><b>Legs:</b> Round tubular steel, powder coated.</p> <p><b>Glides:</b> Adjustable, plastic.</p> <p><b>Casters:</b> 3" dual wheel. (Back locking, Front non-locking)</p> <p><b>Hardware:</b> Ganging device standard with each product.</p> <p><b>Tablet Arm:</b> 1" steel tubing with nylon bushings - powder coated to match legs. Writing surface available in maple or with black laminate cover, 12.5" diameter.</p>

# 99 | Seating

## MEET & GREET™ LOUNGE

SIN# 711-16

Model		G Grade Price						
		COL						
		COM	G1	G2	G3	G4	G5	G6
<b>GK2009</b>	Corner Flared	1,617	1,808	1,970	2,098	2,336	2,927	3,567
		Multiple Fabric Requirements** A. 1.75 B. 1.5 C. 2 D. 1						
<b>GK2011</b>	Corner Flared Left	1,617	1,808	1,970	2,098	2,336	2,927	3,567
		Multiple Fabric Requirements** A. 1.75 B. 1.5 C. 2 D. 1						
<b>GK2013</b>	Corner Flared Right	1,617	1,808	1,970	2,098	2,336	2,927	3,567
		Multiple Fabric Requirements** A. 1.75 B. 1.5 C. 2 D. 1						

### How to Specify - Please note: 1 - 6 MUST be specified to COMPLETE order.

1 Model number	2 Leg/Glide Caster	3 Tablet Arm	4 Finish	5 Flammability Rating	6 Upholstery
To order please specify the following: 1 Model Number 2 Leg/Glide Caster 3 Tablet Arm (optional) 4 Finish 5 Flammability Rating 6 Upholstery	Please specify the leg color and choice of glide or caster <b>LBGL</b> = Black glide <b>LBLC</b> = Black caster +\$102 <b>LSLG</b> = Silver glide <b>LSLC</b> = Silver caster +\$102	Specify right or left arm from seated position. Arm is available in maple hardwood or plastic laminate with black T molding. Metal attaching tube is same color as leg. <b>NTW</b> = Tablet No <b>TWLH</b> = Wood, Left Hand +\$486 <b>TWRH</b> = Wood, Right Hand +\$486 <b>TLLH</b> = Laminate, Left Hand +\$356 <b>TLRH</b> = Laminate, Left Hand +\$356	<b>FN-No finish required if no wood tablet arm</b> <b>Cherry finish on Maple</b> 215 Medium Brown Cherry 260 Cinnamon Cherry 498 Espresso 511 Dark Red Cherry 512 Medium Red Cherry 701 Light Cherry 777 Burnished Cherry <b>Maple</b> 555 Ebony Maple 800 Natural Maple 873 Honey Maple 647 Walnut	For standard flammability rating, please specify CTB117, for California 133 and Boston fire-code treatment, please specify CTB133. <b>U</b> = <b>CTB117</b> <b>U3</b> = <b>CTB133 (+)</b> <b>2009</b> \$215 <b>2011</b> \$215 <b>2013</b> \$215	<b>Please see pages 12-16 for upholstery and leather selections.</b>
G K 2 0 0 9					-

Example: GK2009.LBLG.NTB.U.F-2830

M Grade Price										Dimensions			
M1	M2	M3	M4	M5	M6	M7	M8	M9	M10	W	D	H	
1,970	2,098	2,206	2,304	2,412	2,524	2,643	2,779	2,979	3,121	Overall	30"	30"	30"
										Seat	19 1/2"	18"	
										<b>Upholstery Requirements - GK2009</b>			
										Fabric yards	5.5		
										Leather feet <sup>2</sup>	94		
										<b>Shipping weight</b>	90 lbs.		
										<b>Cube</b>	38.6		
1,970	2,098	2,206	2,304	2,412	2,524	2,643	2,779	2,979	3,121	Overall	30"	30"	30"
										Seat	19 1/2"	18"	
										<b>Upholstery Requirements - GK2011</b>			
										Fabric yards	5.5		
										Leather feet <sup>2</sup>	94		
										<b>Shipping weight</b>	90 lbs.		
										<b>Cube</b>	38.6		
1,970	2,098	2,206	2,304	2,412	2,524	2,643	2,779	2,979	3,121	Overall	30"	30"	30"
										Seat	19 1/2"	18"	
										<b>Upholstery Requirements - GK2013</b>			
										Fabric yards	5.5		
										Leather feet <sup>2</sup>	94		
										<b>Shipping weight</b>	90 lbs.		
										<b>Cube</b>	38.6		

\*Please refer to yardage requirements for fabrics with repeats on page 20.

\*\*Multiple fabrics must be specified as Specials product. Contact Bid Quote.

Specifications	
<p>6 Upholstery</p> <p>Please see pages 12-16 for upholstery and leather selections.</p> <p>Standard upholstery is all fabric or all leather.</p> <p>A = Back B = Back cushion C = Seat cushion D = Base</p> <p>Combination upholstery options are available. Specify by choosing an option and selecting upholstery for the Alpha combinations. If material requires railroading please add an additional 10% to order.</p>	<p><b>Interior Frame:</b> Upholstery-grade plywood joined by glue and fasteners.</p> <p><b>Seat:</b> Foam and Dacron filled over flexible foundation. Upholstered. Detached Cushion. Triple-stitched.</p> <p><b>Back:</b> Frame-plywood. Foam and Dacron filled over webbed foundation – upholstered.</p> <p><b>Legs:</b> Round tubular steel, powder coated.</p> <p><b>Glides:</b> Adjustable, plastic.</p> <p><b>Casters:</b> 3" dual wheel. (Back locking, Front non-locking)</p> <p><b>Hardware:</b> Ganging device standard with each product.</p> <p><b>Tablet Arm:</b> 1" steel tubing with nylon bushings - powder coated to match legs. Writing surface available in maple or with black laminate cover, 12.5" diameter.</p>