

1200 Danforth Series

Model	Description	Overall Dimensions						Specific Dimensions													
		Width (in.) (mm.)		Depth (in.) (mm)		Height (in.) (mm.)		Back Height (in.) (mm.)		Seat Height (in.) (mm.)		Back Width (in.) (mm.)		Seat Depth (in.) (mm.)		Seat Width (in.) (mm.)		Weight (lbs.) (kg.)		Volume Reg./K.D. (cu.ft.) (cu.mt.)	
1201	Modular Club Chair	32	813	32	813	27 ^{1/2}	698	16	406	17	432	24	609	21	533	24	609	95	43	12	0.34
1202	Modular 2 Seat Sofa	56	1422	32	813	27 ^{1/2}	698	16	406	17	432	49	1244	21	533	49	1244	135	61	23	0.65
1203	Modular 3 Seat Sofa	80	2032	32	813	27 ^{1/2}	698	16	406	17	432	73	1854	21	533	73	1854	174	80	28	0.79
1224	End Table - Wood	27	686	24	609	17 ^{1/2}	444											30	14	7	0.20
1248	Coffee Table - Wood	50 ^{3/4}	1289	24	609	17 ^{1/2}	444											45	20	13	0.37

Standard Features •


- Modular construction.
- High density foam for durability and comfort.
- Components are easily replaceable.
- Suitable for reception areas, hospital waiting areas and retirement homes.
- Solid wood tables (1224 & 1248) are hand finished and quality crafted to order. See chart below for available wood finish.
- ANSI/BIFMA.

Options - ○


Model	Description	Miscellaneous		
		Fire Code # 117 - FC	Fire Code # 133 - FR	Wood Finish- Tables To specify simply add the suffix to the model no. as indicated in the chart below (ie) 1224-ME (oak)
	To specify any option(s) simply add the suffix(s) to the model number. (ie) 1201-FC			
1201	Modular Club Chair	○	○	
1202	Modular 2 Seat Sofa	○	○	
1203	Modular 3 Seat Sofa	○	○	
1224	End Table - Wood			○
1248	Coffee Table - Wood			○

Option - Wood Finish


Please allow 4 weeks lead-time for delivery of wood finishes.




ME-Oak



CY-Cherry



WL-Walnut

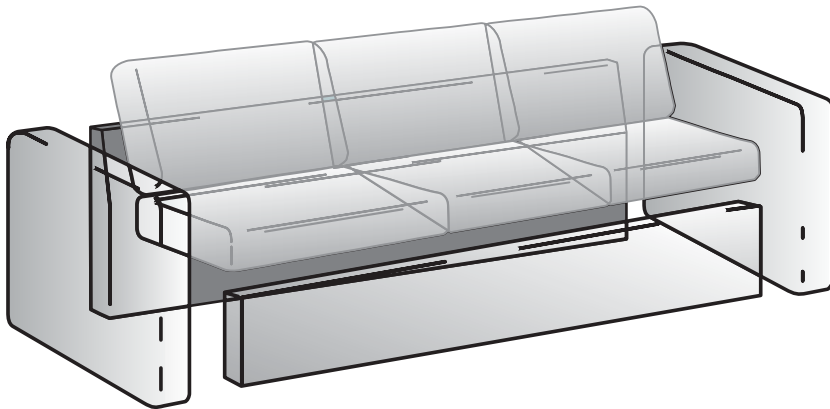


MH-Mahogany

General Information:

- Upholstery
1201 - 6 yds,
1202 - 9 yds,
1203 - 13 yds
- Fabric Selection
To specify simply add the suffix provided on the fabric card swatch of your choice to the chair model number (ie) 1201 -E01 (Epic Expresso)

Parts snap and lock into position for secure comfort. No tools required.



Note: Shipped KD Unassembled (LTL)

- Parts easily snap and lock into place for solid secure comfort
- No tools required to assemble unit
- **One person can deliver and assemble this unit**

Nightingale Inc.

2301 Dixie Road, Mississauga, Ontario, Canada L4Y 1Z9
Tel: (905) 896-3434 Toll Free: 1-800-363-8954
Fax: (905) 896-7011 Toll Free: 1-800-637-6784
E-mail: info@nightingalechairs.com
Website: www.nightingalechairs.com

Showrooms in

- Toronto
- Vancouver
- Montreal