



# Cube

## VC 24

inch 24x22x4 mm 610x559x102

■ **interior dimensions**

inch 16x14x3.375 mm 406x356x86

■ **weight**

lb - 23 kg - 11

■ **installation**

above counter

■ **accessory**

nil

■ **overflow**

without overflow : VC 24

built-in overflow : VC 24-O

polished chrome or brushed nickel

■ **faucet hole**

mono, 8" c/c or no hole

■ **material**

WETMAR™, glossy or mat finish

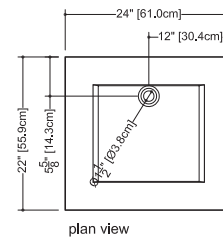
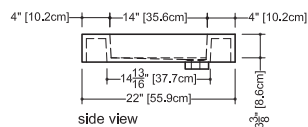
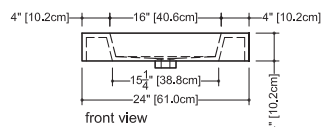
■ **color**

white

■ **codes/standards applicable**

IAPMO-ANSI Z124.1 - IAPMO-ANSI Z124.3

CSA B 45.0 - CSA B45.4



WETSTYLE cannot be held responsible for any technical errors and reserves the right to make revisions without notice.

Approximate measurement.  
The manufacturer accept 1/4" (6.35mm) variance.

www.WETSTYLE.CA - Montreal - Canada  
Tel. 450.536.9000 - 1 888.536.9001 - Fax. 450.536.0202

