

# lzf




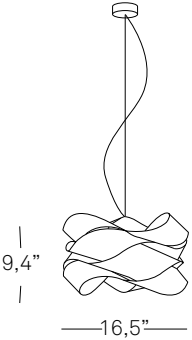


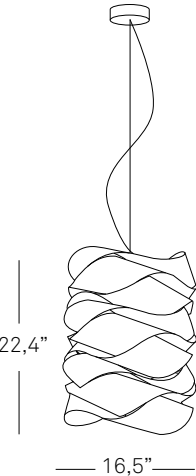


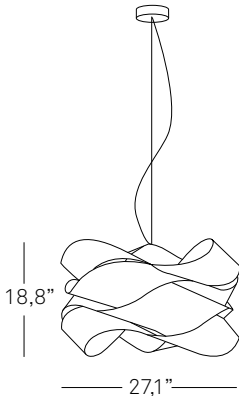
POWERED BY  
**GlobalLighting**

[www.globallighting.com](http://www.globallighting.com)



**Link**  
Ray Power




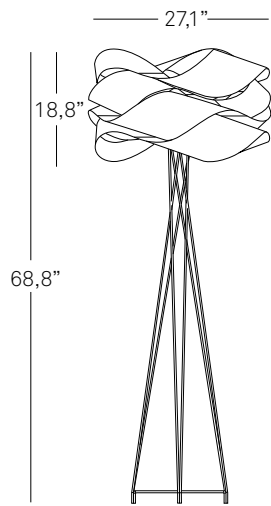
**LINK** Ray Power

SUSPENSION	INFO	Lamping	Ship Wgt + Dims	Model Specify colour	Size
	<p>Natural wood</p> <p>Canopy: brushed nickel</p> <p>Cord lenght: 6' clear</p> <p>Family pendant and floor</p> <p></p>	<p></p> <p>1 x G25 60 W max incandescent white globe</p> <p>medium base*</p>	<p>5 lb 20x20x12"</p>	<p><b>LK SP CHW</b></p>	<p></p>
*Alternate lamping: 1 x 13 W CFL 120 V or 277 V					
		<p></p> <p>1 x G25 60 W max incandescent white globe</p> <p>medium base*</p>	<p>6 lb 20x20x24"</p>	<p><b>LK SM CHW</b></p>	<p></p>
*Alternate lamping: 1 x 18 W CFL 120 V or 277 V					
		<p></p> <p>1 x G30 100 W max incandescent white globe</p> <p>medium base*</p>	<p>7 lb 30x30x16"</p>	<p><b>LK SG CHW</b></p>	<p></p>



\*Alternate lamping: 1 x 26 W CFL 120 V or 277 V

**LINK** Ray Power

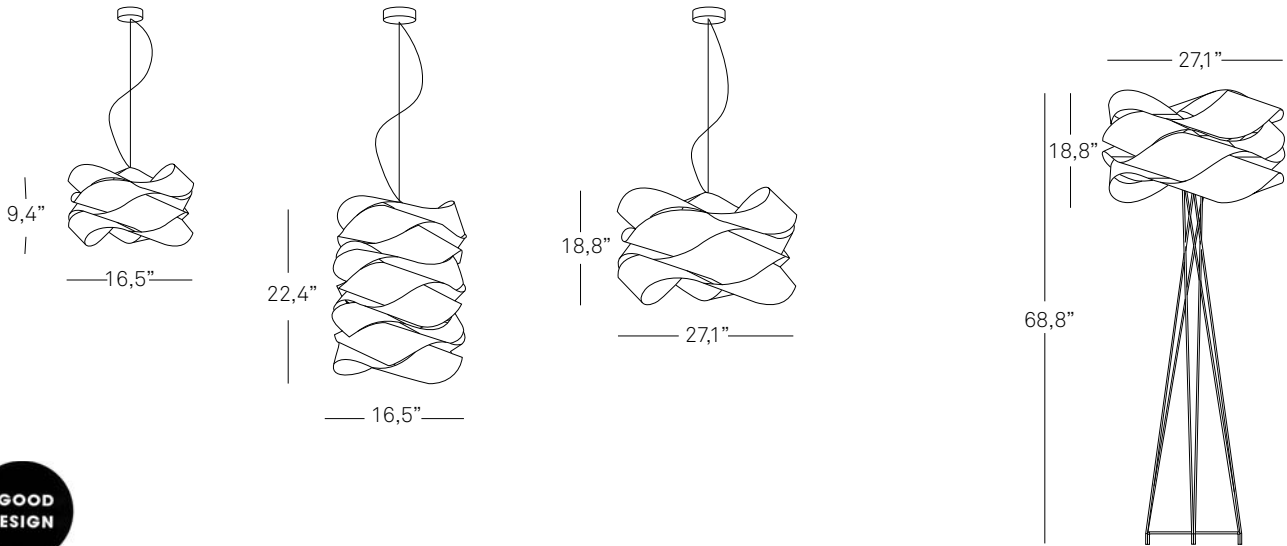
FLOOR	INFO	Lamping	Ship Wgt + Dims	Model Specify colour	Size
	<p>Natural wood</p> <p>Tripod legs: brushed nickel</p> <p>Cord lenght: 6' clear</p> <p>Family pendant and floor</p> 	 <p>1 x G30 100 W incandescent globe</p> <p>medium base*</p>	<p>Shade 8 lb 30x30x16"</p> <p>Foot 11 lb 20x20x63"</p>	<p><b>LK P CHW</b></p>	



\*Alternate lamping: 1 x 26 W CFL 120 V or 277 V

**LINK** Ray Power

FAMILY



Chicago 2008

SHADE FINISHES

REF. CHW

Natural timber veneer



**CHW-20**  
American white wood

**CHW-25**  
Orange



**CHW-21**  
Cherry

**CHW-26**  
Red



**CHW-22**  
Beech

**CHW-27**  
Green



**CHW-24**  
Yellow

**CHW-29**  
Grey





Ray Power

The Link is the latest design by Ray Power in an ongoing study of form, repetition & geometry. Its sumptuous curves create an organic yet regular pattern in the shade, resulting in soft tones from light to dark. This pendant lamp comes in three sizes and a variety of wood veneer finishes. The Lamp has been prized with the Design Plus Material Vision'07 award for its use of our Polywood® Veneer.

**DESIGN PLUS**  
Award winner '07

**GOOD DESIGN**  
Award winner 08



Link Suspension  
Ray Power



Link Floor  
Ray Power

