




EE60

EXTERIOR ELEMENTS

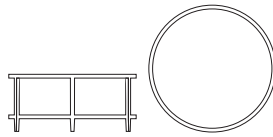
INDOOR OR OUTDOOR

DESIGN: MICHAEL VANDERBYL



A Z I M U T H - L I N E A R C L U B C H A I R

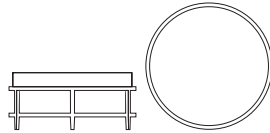
W 40"(102cm) . LW 26³/₄"(68cm) . D 30"(76cm) . H 30"(76cm) . SH 18"(46cm)



A Z I M U T H - L I N E A R R O U N D C O C K T A I L T A B L E

DIA 40"(102cm) . H 18"(46cm)

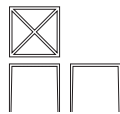
INSET TEMPERED GLASS INCLUDED



A Z I M U T H - L I N E A R R O U N D O T T O M A N

DIA 40"(102cm) . H 13¹/₂"(34cm) . OASH 18"(46cm)

(NOT SHOWN)



A Z I M U T H T A L L S I D E T A B L E

L 24"(61cm) . W 24"(61cm) . H 22"(56cm)

INSET TEMPERED GLASS INCLUDED

(NOT SHOWN)

FRAME: ELECTROSTATIC POWDER COATED ALUMINUM

AVAILABLE IN BELUGA OR WHITE VERMOUTH



JANUS et Cie®

8687 Melrose Avenue, Suite B193, West Hollywood, CA 90069 310.652.7090

BOSTON • CHICAGO • DALLAS • DANIA BEACH • HIGH POINT • HOUSTON • MEXICO CITY • MIAMI • NEW YORK • SAN FRANCISCO • WASHINGTON DC.

800.24.JANUS • www.janusetcie.com