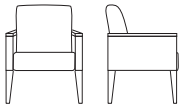
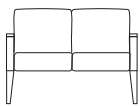




EVITA



Chair, 2800-10



Two Seat, 2800-20



NEMSCHOFF

Ph: 800-203-8916
Fax: 920-459-1234
www.nemschoff.com



NEMSCHOFF

EVITA

Chair, 2800-10
W=25", D=26½", H=32½"
Seat height=18¾"
Arm height=25"

Call customer service at
800•203•8916 for
additional information.



NEMSCHOFF

EVITA

Chair, 2800-10
W=25", D=26½", H=32½"
Seat height=18¾"
Arm height=25"

Call customer service at
800•203•8916 for
additional information.



NEMSCHOFF

EVITA

Two Seat, 2800-20
W=45", D=26½", H=32½"
Seat height=18¾"
Arm height=25"

Call customer service at
800•203•8916 for
additional information.



NEMSCHOFF

EVITA

Two Seat, 2800-20
W=45", D=26½", H=32½"
Seat height=18¾"
Arm height=25"

Call customer service at
800•203•8916 for
additional information.