

PATIENT SEATING



Torii



VALUABLE FEATURES


- Lifetime Warranty
- Spring Seat Construction
- Solid Maple
- Nemschoff mortise and tenon construction
- Low formaldehyde emissions
- Catalyzed finishes for heavy use and harsh cleaning
- Certified to meet CTB 133/ASTM E-1537 with most fabrics
- Open Wipe-out design
- Plastic rubber cushioned glides

OPTIONS

- Arcade Back
- Radius Edge Arm
- (P)lus-removable seat and back covers
- (S)tandard - non-removable seat and back covers
- Finish Options
- Coordinating tables
- Moisture Barrier

TORII (patient)


arcade back



radius edge



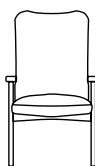
standard edge



283-51, Patient Highback



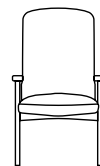
283-51A, Patient Highback with arcade back



283-51, Patient Highback
W=24", D=26", H=41½",
SH=18½", AH=26"



283-51, Patient Highback



283-51A, Patient Highback with arcade back
W=24", D=26", H=41½",
SH=18½", AH=26"



283-51A, Patient Highback with arcade back