

softwall + softblock modular system



molo design, ltd.

1470 Venables Street
Vancouver, B.C.,
Canada, V5L 2G7

t +1 604 696 2501
f +1 604 685 0342

info@molodesign.com
www.molodesign.com

softwall + softblock modular system

softwall + softblock are a modular space shaping system at the core of molo's soft collection. Utilizing flexible honeycomb structures that expand contract and flex, forming sculptural spaces and seating topographies, soft is a research driven exploration of materials, structure and space making. The elements of the soft collection have been designed to be uniquely shaped for a specific occasion or space, folded away for storage and/or reshaped again in variable and dynamic ways; replacing inflexible alternatives for partitioning and arranging space.

The tactile, experiential qualities of the textile and kraft paper softwall + softblock system are suited to shaping more intimate ephemeral areas within larger open spaces. softwall + softblock further provide a medium for shaping the acoustics and light of a space. The cellular structure and vertical pleats that run the course of an expanded wall serve to dampen sound while translucent or opaque versions of softwall + softblock can sculpt the light of a space. In spring 2009, molo will present an LED lighting system that integrates with the white textile softwall + softblock modular system to create luminous partitions that maintain their almost magical qualities of movement, expansion and contraction. Opening softwall is an awe inspiring experience as the honeycomb expands to create a completely free standing structure, hundreds of times larger than its compressed form. You can choose to open any softwall or softblock element to the maximum 4.5 meter (15') length or choose to open it a shorter length to suit a particular occasion or space. softwall + softblock modular system includes a variety of standard and custom heights up to 3.05m (10') tall.

softwall + softblock modular system elements are available in two materials; textile and kraft paper. The textile is a 100% polyethylene non-woven textile with a lightweight paper-like look and feel. The textile is highly tear, UV and water resistant; thus making it durable to handle and maintain. textile softwall + softblock are available in translucent white and opaque black. Light transmitting through a white textile softwall, brings the visually delicate fibres of the material to life; absorbing and containing luminosity similar to a block of snow. The opaque black softwall is dyed a deep rich inky black with UV resistant bamboo charcoal ink that produces a subtle sheen reminiscent of charred wood and allows the fine pattern of the fibres to show. The second material, kraft paper, is an unbleached paper made with 50% recycled fibre and 50% new long fibre. The new long fibres give strength, reinforcing the smaller recycled fibre to make a stiff robust paper. kraft paper softwall + softblock elements are all opaque and available in a natural unbleached brown with a warm earthy presence and also a deep black that has been dyed with bamboo charcoal ink.

All elements in the softwall + softblock modular system connect together with concealed magnets in an almost seamless way with the vertical joints between elements blending with the rhythm of the vertically pleated structures. The magnetic end panels can also anchor to any steel or magnetic surface. A white powder coated steel strip is available from molo to create an anchor point on walls, columns or cabinets.

The soft collection combines abstractly poetic, sculptural form and pragmatic function to create spaces for modern flexible life.


















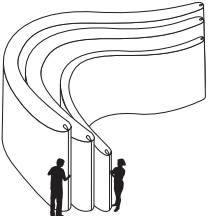





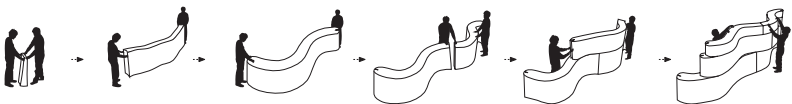


modular softwall types + sizes




product		dimensions height x width	material	colour	product code
softwall		1830 x 305mm (6' x 12")	textile kraft paper	white black natural brown black	SWT-WH-6 SWT-BL-6 SWK-BR-6 SWK-BL-6
		2285 x 455mm (7.5' x 18")	textile	white black	SWT-WH-75 SWT-BL-75
		2440 x 455mm (8' x 18")	textile	white black	SWT-WH-8 SWT-BL-8
custom height softwall		up to 3050 x 455mm (10' x 18")	textile	white black	SWT-WH-C SWT-BL-C


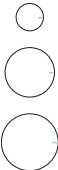

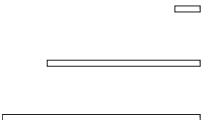


modular softblock types + sizes



product		dimensions height x width	material	colour	product code
softblocks 300mm(12") wide		305 x 305mm (1' x 12")	textile kraft paper	white black natural brown black	SWT-WH-1-12 SWT-BL-1-12 SWK-BR-1-12 SWK-BL-1-12
		610 x 305mm (2' x 12")	textile kraft paper	white black natural brown black	SWT-WH-2-12 SWT-BL-2-12 SWK-BR-2-12 SWK-BL-2-12
		915 x 305mm (3' x 12")	textile kraft paper	white black natural brown black	SWT-WH-3-12 SWT-BL-3-12 SWK-BR-3-12 SWK-BL-3-12
softblocks 455mm(18") wide		305 x 455mm (1' x 18")	textile kraft paper	white black natural brown black	SWT-WH-1-18 SWT-BL-1-18 SWK-BR-1-18 SWK-BL-1-18
		610 x 455mm (2' x 18")	textile kraft paper	white black natural brown black	SWT-WH-2-18 SWT-BL-2-18 SWK-BR-2-18 SWK-BL-2-18
		915 x 455mm (3' x 18")	textile kraft paper heavyweight textile	white black natural brown white	SWT-WH-3-18 SWT-BL-3-18 SWK-BR-3-18 SWK-BL-3-18 SWT-WH-3-18H

modular softwall + softblock accessories



product		dimensions height x width	material	colour	product code
cork magnetic pegs (set of 2)		150 x 40mm (6" x 1.5")	cork	natural	SCA-PEGS2
steel discs		small 165mm (6.5") diameter	steel	white	SCA-WSDS
		medium 300mm (11.75") diameter	steel	white	SCA-WSDM
		large 350mm (13.75") diameter	steel	white	SCA-WSDL
steel base		300mm (11.75") diameter 130mm (3") height 38mm (1.5") hole diameter	steel	white	SCA-WBASE
steel anchor strips (set of 2)		small - for 1" increments 300 x 70mm (11.75" x 2.8")	steel	white	SCA-WSSS
		medium - for 6" softwall 1800 x 70mm (71" x 2.8")	steel	white	SCA-WSSL
		large - for 8" softwall 2415mm x 70mm (95" x 2.8")	steel	white	SCA-WSSX
clipping system (set of 10)		small magnets 13 x 6mm (0.5" x 0.25")	steel + magnets	white silver	SCA-CLIPS
		large magnets 3 x 25mm (0.12" x 1")	steel + magnets	white silver	SCA-CLIPL
glass vase		180 x 40mm (7" x 1.5")	glass	clear	SCA-GVASE