



























Collection/Series No.	PS						
Application	R Resident/ Patient 			Ottoman available 			
Arm/Leg Style	A 	I 	P 	Q* 			
Upholstery Style	1** Cleanout Fully Wrapped 	2 Cleanout with Show Frame 	4** No Cleanout Fully Wrapped 	5 No Cleanout with Show Frame 			
Seat Style	0 Pad 			1 Plush 			
Back Style	B 	H 	K 	P 	R 		
Back Detail	0 Showframe 	1 Cubic 	2 Strike 	3 Harlequin 	4 Target 	5 4 Corners 	
	6 Solid 	7 Column 	8 Full Wrap 				
	* Upholstery panel option **When Upholstery Style is "Fully Wrapped" (#1 or #4) always use "Full Wrap" Back Detail (#8)						
	PS	R	I	5	1	P	0
	sample stock code						

Specifications

height: 40.5"	seat width: 20"
depth: 25"	seat height: 18.5"
arm height: 25"	seat depth: 19"
width: 23"	cubic ft: 8.42"