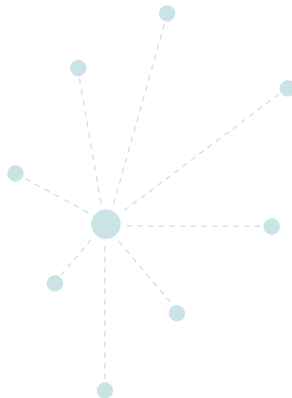


YOUR TIME HAS COME.

destination dispatch™



ThyssenKrupp Elevator
Americas Business Unit



ThyssenKrupp

BECAUSE YOUR TIME IS IMPORTANT,
WE HAVE DESIGNED DESTINATION DISPATCH™



REDUCE TIME. REDUCE CROWDS. IMPROVE TRAFFIC.

Time is priceless. That's why we created Destination Dispatch. This new innovation is ThyssenKrupp's answer to time management. We have committed ourselves to developing a product that will get passengers to their destinations in the fastest time possible.



Introducing Destination Dispatch from ThyssenKrupp Elevator

Destination Dispatch directs passengers to the elevator that will get them to their destinations sooner, reducing trip times and increasing handling capacity by up to 30%.* For buildings with heavy traffic at peak hours, this can mean dramatic reductions in lobby crowding and overall trip time. In fact, in certain applications, overall trip times are often reduced by as much as 25%.*

In other words, we save passengers time.

*Percentages are based on specific cases. Degree of improvement is dependent on the unique elements of the building. Information regarding number of cars, floors served, population, and traffic conditions is needed to determine what Destination Dispatch can do for you.



SAY GOODBYE TO CROWDED LOBBIES.

The goal of Destination Dispatch is simple:

Get people to their destinations faster and more conveniently.

With a traditional dispatching system, the closest elevator is always the one assigned to the call. Crowds form at peak times, because each passenger has only one thought in mind: to get on the first car to arrive. Every car must then make more stops and use more energy than necessary. And, passengers spend too much time getting to their destinations.

Destination Dispatch reduces crowds by directing people to the elevator that will get them to their floor the fastest. Car loads are evened out and the number of stops is limited, making for greater operational efficiency.

For example, there are forty people in your lobby waiting for the elevator. Most passengers are going to a different floor. Some are going up, while others are going down. With Destination Dispatch, each passenger is grouped to board the car that will get them where they need to go in the shortest amount of time.


With Destination Dispatch, overly long rides become a thing of the past. And so do overcrowded elevators.

Benefits of Destination Dispatch:

- **Less crowding at peak times.**
- **Increased handling capacity of up to 30%.**
- **Overall trip times experience a dramatic reduction, often as much as 25%.**
- **Elevators are less crowded.**

EVALUATING YOUR SYSTEM.

Before installation ever begins, ThyssenKrupp Elevator uses a sophisticated traffic analysis software system to evaluate your building's traffic profile. This traffic analysis will determine if your building needs Full Destination or Up Peak Boost Destination. With Full Destination there are touch screens or keypads on every floor; Up Peak Boost Destination only requires touch screens or keypads in high-traffic areas.




MEASURING TRIP TIME, NOT WAITING TIME

At the heart of the system is a formula called Estimated Time to Destination (ETD). While traditional systems only determine how long passengers will wait for an elevator to arrive, they don't factor in the total trip time, nor dispatch cars accordingly.

After all, getting picked up quickly is nice unless you end up in a crowded elevator that stops at every other floor in the building. ETD and Destination Dispatch ensure that every passenger gets to their destination sooner.

- ETD formula is based on overall trip time, not waiting time.
- Passengers ride in cars that will get them to their destination sooner.
- Passengers are dispersed more evenly, resulting in less crowding.



Conventional Elevator vs. Destination-based Dispatch
With a conventional dispatch system, crowded cars often stop at the same floors within seconds of each other.

IT'S NEW, SIMPLE, AND USER-FRIENDLY.



Touch-tone phones. ATMs. Airport self-service kiosks. All of these were once new and different. And yet, each has come to revolutionize the industries they serve, improving both operational efficiency and customer satisfaction.

**Why? Because they're simple. Because they make life easier.
Just like Destination Dispatch.**

1. Instead of pushing a button inside the elevator, passengers do so at a touch screen or keypad located at the elevator bank.
2. Destination Dispatch directs each passenger to the right car for them.
3. Passengers are dispersed evenly among various cars, getting them to their destinations faster. And that's it.

What could be simpler?

- State-of-the-art touch screens and keypads.
- Touch screens and keypads housed in stand-alone columns or mounted in custom cabinets to match building décor.
- Graphics and instructions that are easy to understand.
- Touch screens or keypads can be located on every floor or only in high-traffic areas.

For more information, visit our website at thyssenkruppelevator.com



ANY QUESTIONS?

We have answers to some of the most common ones.



Is Destination Dispatch right for my building?

Any new or existing high-rise project with heavy traffic loads can benefit from Destination Dispatch. If you've got a crowded lobby with a large number of passengers going to different floors, Destination Dispatch can help.

Is it easy to use?

Very. All you do is select a floor on the touch screen or keypad, and Destination Dispatch directs you to the elevator that will take you to your destination. And not only do passengers learn to use the system quickly; they enjoy the uniqueness of it as well. A building with Destination Dispatch is a building people talk about.

How many versions of Destination Dispatch are there?

Two. Destination Dispatch is available in Full Destination with touch screens or keypads at every floor or Up Peak Boost Destination with touch screens in only high-traffic areas.

Does Destination Dispatch shorten total trip time?

Yes. Destination Dispatch shortens the total time it takes passengers to get to their destinations. Focusing on travel time rather than wait time proves passengers arrive at their chosen floor faster than ever before, often times as much as 25% faster than they would with a conventional dispatch system.

Do elevator consultants recommend Destination Dispatch?

They do. Destination Dispatch has been frequently recommended by independent consultants for building projects all over the world.

Does Destination Dispatch comply with the Americans with Disabilities Act?

Yes, Destination Dispatch is ADA compliant. A special button provides audible voice instructions, letting the visually impaired choose a floor, then gives directions to the proper car and announces its arrival. It even calls the least crowded car for better wheelchair access, and slows door operation to ensure adequate boarding time.

In a new building, can Destination Dispatch reduce the number of cars needed?

In some cases, yes. Determining the proper number of elevators for a building is a complicated task, and every building must be considered individually. The elevator consultant on your project should be able to determine whether or not Destination Dispatch can reduce the total number of elevators required.

Can Destination Dispatch be used with multiple elevator banks that service different floors?

Yes. Destination Dispatch works with the design of your building. It doesn't inhibit it. For more information on Destination Dispatch, contact your local ThyssenKrupp Elevator representative at (877) 230-0303.

DESTINATION DISPATCH - YOUR TIME HAS COME.

All illustrations and specifications are based on information in effect at time of publication approval. ThyssenKrupp Elevator reserves the right to change specifications or design and to discontinue items without prior notice or obligation.

Copyright © 2008
ThyssenKrupp Elevator Corporation
v05.08



ThyssenKrupp Elevator
P.O. Box 2177
Memphis, TN 38101
Tel: 877-230-0303 (toll-free)

thyssenkruppelevator.com