





Maya Square Top Café Table



Maya HiBoy with laminate top and aluminum edge

DIMENSIONS

ERG manufactures table tops and table bases in our own U.S. factory, so we are able to offer industry standard sizes as well as virtually **ANY CUSTOM SIZE, SHAPE OR DESIGN**. As there are too many sizes to list, please refer to our price list. Please call ERG for a custom quote!

Our tabletop core is CARB (California Air Resources Board) Phase I and Phase II compliant. Laminate, wood veneer and phenolic backing are glued with water-based adhesive.

ERG is a proud member of the US Green Building Council and many of our products qualify for LEED credits.



USGBC and related logo is a trademark owned by the U.S. Green Building Council and is used by permission.

SPECIFICATIONS

- Origin: Italy
- Base is Italian cast steel with 3" dia. 14 gauge tubular steel column
- Base Assembly Required
- Base and top attach with metal-to-metal connection; **NO WOOD SCREWS ARE USED!**
- Adjustable zinc rubber cushion glides installed
- Table top stains, veneers, laminates, and edge information available in ERG Contract Price List
- Bases available in 24 standard powder coat paint colors!
- Table Shipped KD

OPTIONS

- Two-Tone Base/Column
- Metallic Chrome Frame
- HiBoy Footring
- Marble, Stone, or Corian Top

ON THE COVER

Maya Café Table with Laminate Top



MAYA SPECIFICATIONS

MAYA BASE

The Maya base is made of 17" or 22" diameter base spread high grade G:20 Italian cast iron, depending on size of tabletop. Column made of 3", 14 gauge round tubular steel. Top plate is 19"x19" cast iron. The top plate, column and base are all assembled with a 1/2-13 tied rod. Base mounts to tabletop with 1/4-20 x 1" machine screws into metal inserts in top; no wood screws are used. Factory installed adjustable zinc rubber cushion steel glides are standard.

TABLE TOPS

Table top core is **CARB Compliant** 1.25" particle board. Laminate, wood veneer and phenolic backing are glued with water based adhesives.

EDGE SELECTIONS: ERG offers a wide variety of table top edge materials including PVC, wood, aluminum, resin and laminate. Refer to page 161 for Edge Group Descriptions.

OPTIONS

- **METALLIC CHROME BASE** - Code: MC Add the following to list by base:
CAFE HT; 22-X, 26-X, 32-X, 38-X: \$70
BAR HT; 22-XHI, 26-XHI: \$95
- **TWO-TONE BASE** - Code: 2TB Add \$110 list per table (for table column and footing in 2 different colors)

ORDERING INFORMATION

- | | |
|----------------------|------------------------------|
| 1) Series Name | 6) Laminate Selection & No. |
| 2) Model Number | 7) Edge Style Code and Color |
| 3) Size | 8) Wood Species |
| 4) Quantity | 9) Wood Stain Color |
| 5) Epoxy Frame Color | 10) Options |

FINISHES | EDGES

TABLE BASES AND LEGS: finished in your choice of 24 standard epoxy powder coat colors. Finishes listed at beginning of price list. For colors refer to "Color Selections" brochure. For actual color samples, please call Customer Service.

LAMINATE SELECTIONS: ERG offers over 1000 standard laminate choices from Nevamar, Wilsonart, Formica and Pionite.


VENEER SELECTIONS: ERG offers 3 species of wood veneer; Maple, Cherry and Oak in 16 stain colors with custom stain matching.


WOOD EDGE STAIN COLORS: For colors refer to "Color Selections" brochure. For actual color samples, please call ERG Customer Service.


FOR ADDITIONAL TABLE STAIN INFORMATION AND COLORS: See specifiers at beginning of Table Section on page 160.

ERG's Signature Features:


- ERG makes the strongest and most eco friendly tables
- Base is sandblasted prior to paint for best adherence of paint to metal
- Metal inserts are used on all tops for best metal to metal connection
- ERG International is a member of U.S. Green Building Council (USGBC)
- ERG uses only water based stains, lacquers, glues and adhesives
- ERG complies with CARB (California Air Resource Board) see page 159.

| MAYA CAFE ROUND | | | | | | | | | | | | | | | | |
|---|--------------|----------------|-------------|-------------|-----------------------------|-------|-------|-------|-------|-------|-------|------------|-------|-------------------------|-------|-------|
| | Model Number | Table Top Size | Shpg. Wght. | Base Spread | LAMINATE TOP ASSORTED EDGES | | | | | | | VENEER TOP | | LAMINATE TOP RESIN EDGE | | |
| | | | | | GRP 1 | GRP 2 | GRP 3 | GRP 4 | GRP 5 | GRP 6 | GRP 7 | GRP 8 | GRP 9 | GRP10 | GRP11 | GRP12 |
|  ROUND | MA24D | 24" Dia. | 68 | 1-17" | 622 | 642 | 702 | 782 | 972 | 1022 | 1122 | 1955 | 2671 | 1345 | 1834 | 2440 |
| | MA30D | 30" Dia. | 78 | 1-17" | 663 | 688 | 761 | 859 | 1092 | 1154 | 1276 | 2149 | 2889 | 1381 | 1868 | 2473 |
| | MA36D | 36" Dia. | 118 | 1-22" | 861 | 890 | 979 | 1098 | 1381 | 1455 | 1604 | 2746 | 3721 | 1724 | 2373 | 3174 |
| | MA42D | 42" Dia. | 132 | 1-22" | 937 | 971 | 1076 | 1214 | 1544 | 1631 | 1805 | 3036 | 4081 | 1826 | 2507 | 3348 |
| | MA48D | 48" Dia. | 149 | 1-22" | 1046 | 1087 | 1211 | 1376 | 1768 | 1871 | 2077 | 3440 | 4589 | 1980 | 2712 | 3617 |

| MAYA CAFE SQUARE | | | | | | | | | | | | | | | | |
|--|--------------|----------------|-------------|-------------|-----------------------------|-------|-------|-------|-------|-------|-------|------------|-------|-------------------------|-------|-------|
| | Model Number | Table Top Size | Shpg. Wght. | Base Spread | LAMINATE TOP ASSORTED EDGES | | | | | | | VENEER TOP | | LAMINATE TOP RESIN EDGE | | |
| | | | | | GRP 1 | GRP 2 | GRP 3 | GRP 4 | GRP 5 | GRP 6 | GRP 7 | GRP 8 | GRP 9 | GRP10 | GRP11 | GRP12 |
|  SQUARE | MA24S | 24" Sq. | 72 | 1-17" | 622 | 642 | 702 | 782 | 972 | 1022 | 1122 | 1955 | 2671 | 1345 | 1834 | 2440 |
| | MA2430S | 24x30 Sq. | 82 | 1-17" | 639 | 661 | 725 | 812 | 1018 | 1072 | 1180 | 2030 | 2757 | 1361 | 1852 | 2459 |
| | MA30S | 30" Sq. | 90 | 1-17" | 663 | 688 | 761 | 859 | 1092 | 1154 | 1276 | 2149 | 2889 | 1381 | 1868 | 2473 |
| | MA36S | 36" Sq. | 128 | 1-22" | 887 | 917 | 1006 | 1125 | 1407 | 1482 | 1630 | 2812 | 3823 | 1777 | 2455 | 3290 |
| | MA42S | 42" Sq. | 140 | 1-22" | 954 | 990 | 1097 | 1239 | 1577 | 1666 | 1844 | 3098 | 4161 | 1853 | 2544 | 3397 |

| MAYA CAFE RECTANGLE | | | | | | | | | | | | | | | | |
|---|--------------|----------------|-------------|-------------|-----------------------------|-------|-------|-------|-------|-------|-------|------------|-------|-------------------------|-------|-------|
| | Model Number | Table Top Size | Shpg. Wght. | Base Spread | LAMINATE TOP ASSORTED EDGES | | | | | | | VENEER TOP | | LAMINATE TOP RESIN EDGE | | |
| | | | | | GRP 1 | GRP 2 | GRP 3 | GRP 4 | GRP 5 | GRP 6 | GRP 7 | GRP 8 | GRP 9 | GRP10 | GRP11 | GRP12 |
|  RECTANGLE | MA2448 | 24x48 Sq. | 80 | 2-17" | 1217 | 1252 | 1358 | 1500 | 1836 | 1925 | 2102 | 3750 | 5175 | 2379 | 3360 | 4559 |
| | MA2460 | 24x60 Sq. | 90 | 2-17" | 1268 | 1309 | 1431 | 1593 | 1979 | 2080 | 2283 | 3983 | 5442 | 2431 | 3415 | 4618 |
| | MA3048 | 30x48 Sq. | 95 | 2-17" | 1223 | 1262 | 1381 | 1539 | 1915 | 2014 | 2211 | 3848 | 5252 | 2350 | 3295 | 4451 |
| | MA3060 | 30x60 Sq. | 95 | 2-17" | 1350 | 1395 | 1532 | 1715 | 2149 | 2263 | 2491 | 4287 | 5824 | 2543 | 3563 | 4813 |

Note: When optional base finish is required, please multiply upcharge by 2 for tables supported with an extra base.

| MAYA CAFE - HI-BOY | | | | | | | | | | | | | | | | |
|---|--------------|----------------|-------------|-------------|-----------------------------|-------|-------|-------|-------|-------|-------|------------|-------|-------------------------|-------|-------|
| | Model Number | Table Top Size | Shpg. Wght. | Base Spread | LAMINATE TOP ASSORTED EDGES | | | | | | | VENEER TOP | | LAMINATE TOP RESIN EDGE | | |
| | | | | | GRP 1 | GRP 2 | GRP 3 | GRP 4 | GRP 5 | GRP 6 | GRP 7 | GRP 8 | GRP 9 | GRP10 | GRP11 | GRP12 |
|  ROUND | MAH24D | 24" Dia. | 95 | 1-22" | 772 | 792 | 852 | 932 | 1121 | 1171 | 1271 | 2329 | 3250 | 1644 | 2298 | 3100 |
| | MAH30D | 30" Dia. | 105 | 1-22" | 830 | 855 | 929 | 1027 | 1260 | 1321 | 1444 | 2567 | 3537 | 1716 | 2387 | 3210 |
| | MAH36D | 36" Dia. | 115 | 1-22" | 997 | 1027 | 1116 | 1235 | 1517 | 1592 | 1740 | 3087 | 4250 | 1997 | 2796 | 3775 |
| | MAH36S | 36" Sq. | 125 | 1-22" | 1028 | 1057 | 1147 | 1266 | 1548 | 1622 | 1771 | 3164 | 3469 | 2058 | 2891 | 3911 |