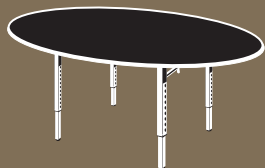
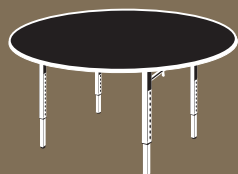


PAGE 25 IN BACK  
FOR ALL SIZES  
AND CUSTOM  
OPTIONS  
AVAILABLE

## TABLE STYLES



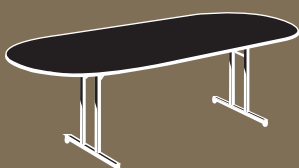
OVAL



CIRCLE



RECTANGLE



RACETRACK

*FOR VARIABLE SEATING,  
SORTING, DISPLAY HEIGHTS...  
WHEREVER MAXIMUM  
VERSATILITY IS REQUIRED*

## F E A T U R E S



- Legs lock securely with patented spring-loaded Glidematic™ 7-gauge brace.
- Fully adjustable to ensure years of use.
- Replaceable parts.



- 1 3/4" wide 16-gauge steel apron, fastened every 8" and welded at seams, with rounded corners for safety.



- Heavy duty vinyl T-edge withstands shocks while protecting chair backs and preserving the table edge.

- Pedestal-style legs on Rectangle and Racetrack style tables.

- H-style legs on Circle and Oval style tables.

- Sturdy, contemporary 1 1/4" square tubular steel legs with steel rubber cushion glides.

- Telescoping tubing adjusts height with a touch; locks securely without tools. Permits adjustments from 22" to 30", or 30" to 38" in 1" increments.

## S E L E C T I O N

- **High Pressure Plastic Laminate** (3/4" bonded to either particle board or plywood core)
  - ~ In any currently available color and texture.
  - ~ All laminated tables have a backing sheet to improve balance and prevent warpage.

- **Plywood** (3/4" fir A/C exterior grade with walnut sealer stain)

*Bolt-through construction available for either foam padded or plywood tops*

- **Foam Padded** (3/4" closed cell foam bonded to particle board core)

