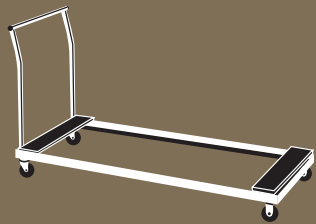
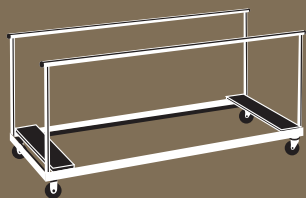


PAGE 44 IN BACK
FOR ALL SIZES
AND CUSTOM
OPTIONS
AVAILABLE

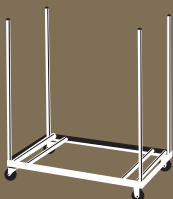
TABLE STYLES



FLAT STORAGE
(RECTANGLE & RACETRACK TABLES)



EDGE STORAGE
(RECTANGLE & RACETRACK TABLES)



EDGE STORAGE
(CIRCLE & OVAL TABLES)

*SAFE, SECURE TRANSPORTATION AND
STORAGE FOR ALL AMTAB TABLES*

F E A T U R E S



- Weld-constructed with 2" heavy-gauge steel angle-iron.

- Plywood runners protect table tops on stacking models.

- Easily holds 1000# (uniform load)

- 4" hard-rubber ballbearing casters: two swivel and two rigid.



- Cross-support reinforced with heavy-gauge steel tubing.

- Rugged beige enamel finish



- Heavy-gauge steel tubing handles.

- Stores 10 standard folding tables

S E L E C T I O N