

PRICES EFFECTIVE  
JANUARY 2011

# STYLIX



pa z

price list

GUEST CHAIR

GUEST CHAIR

LOUNGE CHAIR

LOUNGE CHAIR

GENERAL INFORMATION

**DIMENSIONS / OVERVIEW**

**FOUR LEG**

**FIXED DISC BASE**

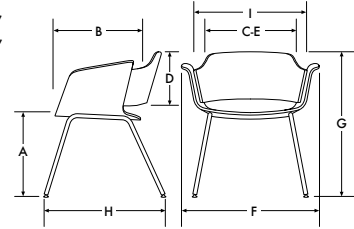
**FOUR LEG**

**FIXED DISC BASE**

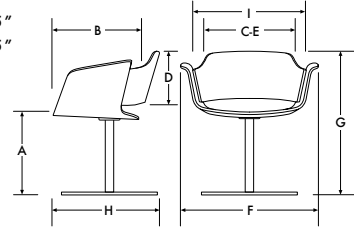
**GENERAL DIMENSIONS**

- A1. SEAT HEIGHT WOOD
- A2. SEAT HEIGHT UPHOLSTERED
- B. SEAT DEPTH
- C. SEAT WIDTH
- D. BACK HEIGHT
- E. BACK WIDTH
- F. OVERALL WIDTH
- G. MAXIMUM OVERALL HEIGHT
- H. MAXIMUM OVERALL DEPTH
- I. DISTANCE BETWEEN ARMS

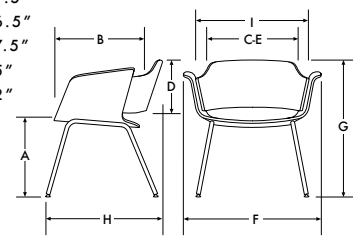
- A1. 17.75
- A2. 18.25"
- B. 18"
- C. 19.5"
- D. 16"
- E. 19.5"
- F. 26.5"
- G. 30.5"
- H. 25"
- I. 22"



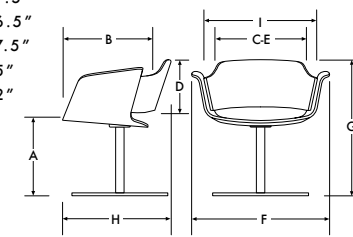
- A1. 17.75
- A2. 18.25"
- B. 18"
- C. 19.5"
- D. 16"
- E. 19.5"
- F. 26.5"
- G. 30.5"
- H. 25"
- I. 22"



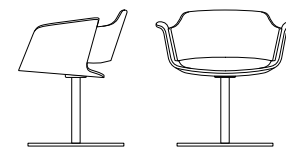
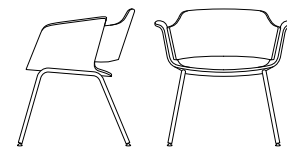
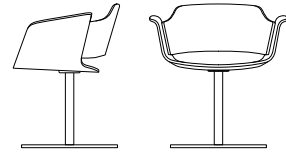
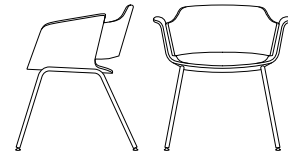
- A1. 14.75"
- A2. 15.25"
- B. 18"
- C. 19.5"
- D. 16"
- E. 19.5"
- F. 26.5"
- G. 27.5"
- H. 25"
- I. 22"



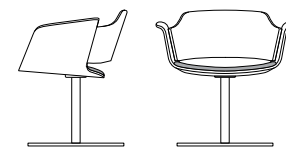
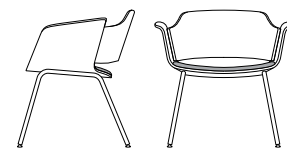
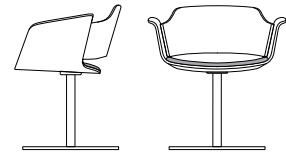
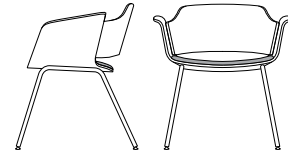
- A1. 14.75"
- A2. 15.25"
- B. 18"
- C. 19.5"
- D. 16"
- E. 19.5"
- F. 26.5"
- G. 27.5"
- H. 25"
- I. 22"



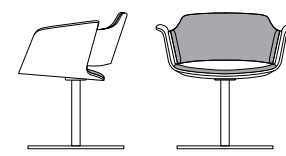
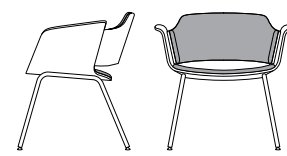
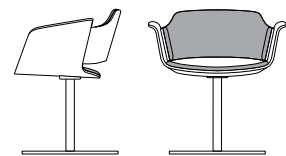

**UPHOLSTERY OPTIONS**  
ALL WOOD



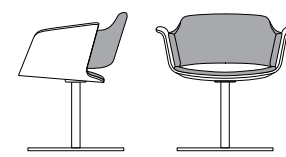
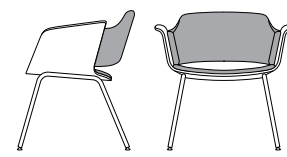
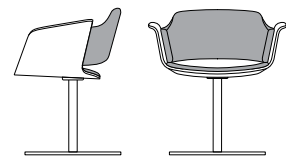

**UPHOLSTERED SEAT PAD**



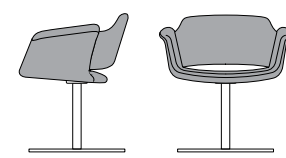
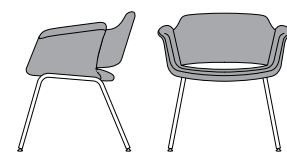
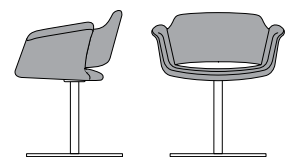

**UPHOLSTERED SEAT AND BACK PADS**



**UPHOLSTERED SEAT PAD WITH FULLY UPHOLSTERED BACK**



**FULLY UPHOLSTERED**



**DESIGN**  
TODD BABICK

**CONSTRUCTION**  
SEATS AND BACKS INCORPORATE COMPOUND CURVE PLYWOOD. FRAMES ARE 13-GAUGE HIGH STRENGTH STEEL TUBE. EXPOSED JOINTS ARE MIG WELDED. UPHOLSTERED AREAS USE HIGH DENSITY CFC-FREE POLYURETHANE FOAM.

**GLIDES**  
SELF-LEVELING METAL GLIDES ARE STANDARD.

**WOOD FINISHES**  
THE BEAUTY OF WOOD CONSISTS OF ITS BEING A PRODUCT OF NATURE. AS SUCH, EXPOSED WOOD SURFACES WILL NOT OFFER THE SAME CONSISTENCY AS MAN-MADE MATERIALS. SOME VARIATION IN COLOR, GRAIN, AND TEXTURE ARE TO BE EXPECTED, EVEN WITHIN THE SAME ORDER. ANOTHER CONSIDERATION IS THAT WOOD COMPONENTS WILL TEND TO DARKEN OVER TIME, EXAGGERATING SLIGHTLY NATURALLY OCCURRING DIFFERENCES. CHAIRS ORDERED AT DIFFERENT TIMES ARE LIKELY TO BE LESS SIMILAR THAN THOSE ORDERED TOGETHER. THEREFORE, STYLEX WILL NOT GUARANTEE A PRECISE MATCH OF COLOR, GRAIN, OR TEXTURE OF ITS WOOD COMPONENTS.









**USE**  
DESIGNED FOR INDOOR USE ONLY.

**TESTING**  
MANUFACTURED TO COMPLY WITH ANSI/BIFMA X5.1 GENERAL OFFICE CHAIR TESTS.

**ENVIRONMENT**  
GREENGUARD CERTIFIED.

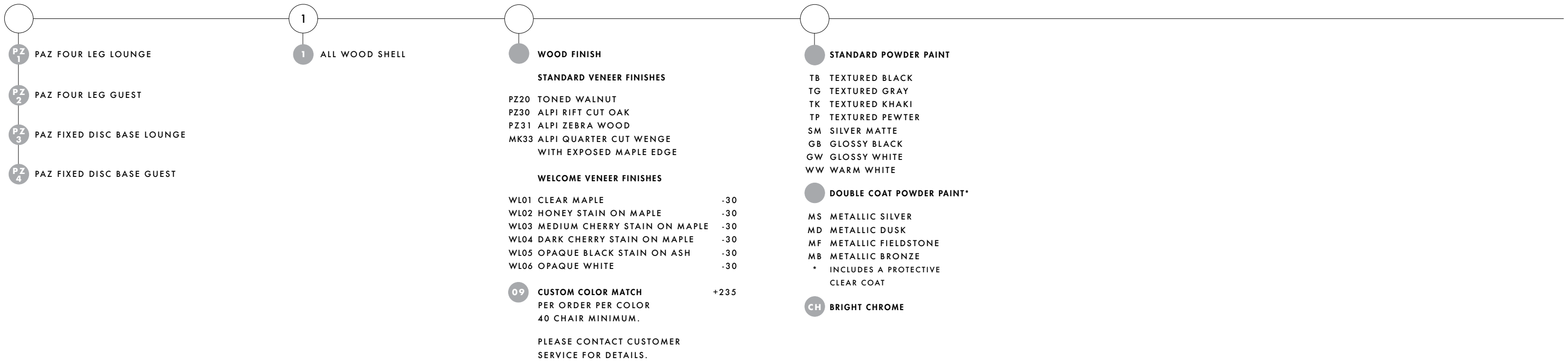
**paz**  
all wood shell

LOUNGE AND GUEST CHAIRS





SERIES	FRAME	STYLE	DESCRIPTION	ALL WOOD SHELL
		FOUR LEG LOUNGE CHAIR - ALL WOOD SHELL PZ 1 1	STANDARD POWDER DOUBLE COAT POWDER CHROME	985 1,012 1,028
		FOUR LEG GUEST CHAIR - ALL WOOD SHELL PZ 2 1	STANDARD POWDER DOUBLE COAT POWDER CHROME	985 1,012 1,028
		FIXED DISC BASE LOUNGE CHAIR - ALL WOOD SHELL PZ 3 1	STANDARD POWDER DOUBLE COAT POWDER CHROME	1,378 1,404 1,647
		FIXED DISC BASE GUEST CHAIR - ALL WOOD SHELL PZ 4 1	STANDARD POWDER DOUBLE COAT POWDER CHROME	1,378 1,404 1,647

TO ORDER FOLLOW STEPS 1-4

1 SERIES/FRAME 2 STYLE 3 WOOD FINISH CHOICES 4 FRAME FINISH CHOICES



**paz**  
**wood shell with**  
**upholstered seat pad**  
**LOUNGE AND GUEST CHAIRS**

SERIES	FRAME	STYLE	DESCRIPTION	C.O.M.		C.O.L.		FABRIC UPHOLSTERY GRADES												LEATHER UPHOLSTERY GRADES		
				YDG.	SQ.FT.	A	B	C	D	E	F	G	H	I	J	W	X	Y				
	1	2	FOUR LEG LOUNGE CHAIR - WOOD SHELL WITH UPHOLSTERED SEAT PAD	STANDARD POWDER	0.5	7	1,049	1,066	1,083	1,098	1,115	1,132	1,149	1,170	1,190	1,213	1,152	1,184	1,238			
			DOUBLE COAT POWDER	0.5	7	1,076	1,093	1,110	1,125	1,142	1,159	1,176	1,196	1,217	1,240	1,179	1,211	1,265				
			CHROME	0.5	7	1,093	1,110	1,126	1,142	1,158	1,176	1,192	1,213	1,234	1,256	1,195	1,228	1,281				
	2	2	FOUR LEG GUEST CHAIR - WOOD SHELL WITH UPHOLSTERED SEAT PAD	STANDARD POWDER	0.5	7	1,049	1,066	1,083	1,098	1,115	1,132	1,149	1,170	1,190	1,213	1,152	1,184	1,238			
			DOUBLE COAT POWDER	0.5	7	1,076	1,093	1,110	1,125	1,142	1,159	1,176	1,196	1,217	1,240	1,179	1,211	1,265				
			CHROME	0.5	7	1,093	1,110	1,126	1,142	1,158	1,176	1,192	1,213	1,234	1,256	1,195	1,228	1,281				
	3	2	FIXED DISC BASE LOUNGE CHAIR - WOOD SHELL WITH UPHOLSTERED SEAT PAD	STANDARD POWDER	0.5	7	1,443	1,459	1,476	1,491	1,508	1,526	1,542	1,563	1,584	1,606	1,545	1,577	1,631			
			DOUBLE COAT POWDER	0.5	7	1,470	1,486	1,503	1,518	1,535	1,553	1,569	1,590	1,610	1,633	1,572	1,604	1,658				
			CHROME	0.5	7	1,712	1,728	1,745	1,761	1,777	1,795	1,811	1,832	1,853	1,875	1,814	1,846	1,900				
	4	2	FIXED DISC BASE GUEST CHAIR - WOOD SHELL WITH UPHOLSTERED SEAT PAD	STANDARD POWDER	0.5	7	1,443	1,459	1,476	1,491	1,508	1,526	1,542	1,563	1,584	1,606	1,545	1,577	1,631			
			DOUBLE COAT POWDER	0.5	7	1,470	1,486	1,503	1,518	1,535	1,553	1,569	1,590	1,610	1,633	1,572	1,604	1,658				
			CHROME	0.5	7	1,712	1,728	1,745	1,761	1,777	1,795	1,811	1,832	1,853	1,875	1,814	1,846	1,900				

**TO ORDER FOLLOW STEPS 1-5**

**1 SERIES/FRAME      2 STYLE      3 WOOD FINISH CHOICES      4 FRAME FINISH CHOICES      5 COVER**

- PZ 1** PAZ FOUR LEG LOUNGE
- PZ 2** PAZ FOUR LEG GUEST
- PZ 3** PAZ FIXED DISC BASE LOUNGE
- PZ 4** PAZ FIXED DISC BASE GUEST




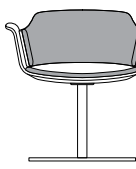
- 2** WOOD SHELL WITH UPHOLSTERED SEAT PAD

- WOOD FINISH**
- STANDARD VENEER FINISHES
- PZ20 TONED WALNUT
- PZ30 ALPI RIFT CUT OAK
- PZ31 ALPI ZEBRA WOOD
- MK33 ALPI QUARTER CUT WENGE WITH EXPOSED MAPLE EDGE
- WELCOME VENEER FINISHES
- WL01 CLEAR MAPLE -30
- WL02 HONEY STAIN ON MAPLE -30
- WL03 MEDIUM CHERRY STAIN ON MAPLE -30
- WL04 DARK CHERRY STAIN ON MAPLE -30
- WL05 OPAQUE BLACK STAIN ON ASH -30
- WL06 OPAQUE WHITE -30
- 09** CUSTOM COLOR MATCH +235  
 PER ORDER PER COLOR  
 40 CHAIR MINIMUM.
- PLEASE CONTACT CUSTOMER SERVICE FOR DETAILS.

- STANDARD POWDER PAINT**
- TB TEXTURED BLACK
- TG TEXTURED GRAY
- TK TEXTURED KHAKI
- TP TEXTURED PEWTER
- SM SILVER MATTE
- GB GLOSSY BLACK
- GW GLOSSY WHITE
- WW WARM WHITE
- DOUBLE COAT POWDER PAINT\***
- MS METALLIC SILVER
- MD METALLIC DUSK
- MF METALLIC FIELDSTONE
- MB METALLIC BRONZE
- \* INCLUDES A PROTECTIVE CLEAR COAT
- CH** BRIGHT CHROME

REFER TO STYLEX SWATCH CARDS AND SEPARATELY PUBLISHED IN-GRADED FABRIC PROGRAM TO DETERMINE GRADES. SEE GENERAL INFORMATION SECTION IN THE MAIN PRICE LIST FOR CAL 133 INFORMATION.

**paz**  
**wood shell with upholstered**  
**seat and back pads**  
**LOUNGE AND GUEST CHAIRS**

SERIES	FRAME	STYLE	DESCRIPTION	C.O.M.		C.O.L.		FABRIC UPHOLSTERY GRADES												LEATHER UPHOLSTERY GRADES		
				YDG.	SQ.FT.	A	B	C	D	E	F	G	H	I	J	W	X	Y				
	1	3	FOUR LEG LOUNGE CHAIR - WOOD SHELL WITH UPHOLSTERED SEAT AND BACK PADS	STANDARD POWDER	1	12	1,135	1,169	1,201	1,233	1,266	1,300	1,334	1,376	1,416	1,461	1,311	1,365	1,458			
			DOUBLE COAT POWDER	1	12	1,162	1,195	1,228	1,260	1,293	1,327	1,361	1,402	1,443	1,488	1,338	1,392	1,485				
			CHROME	1	12	1,179	1,212	1,244	1,276	1,309	1,343	1,378	1,419	1,459	1,505	1,355	1,409	1,502				
	2	3	FOUR LEG GUEST CHAIR - WOOD SHELL WITH UPHOLSTERED SEAT AND BACK PADS	STANDARD POWDER	1	12	1,135	1,169	1,201	1,233	1,266	1,300	1,334	1,376	1,416	1,461	1,311	1,365	1,458			
			DOUBLE COAT POWDER	1	12	1,162	1,195	1,228	1,260	1,293	1,327	1,361	1,402	1,443	1,488	1,338	1,392	1,485				
			CHROME	1	12	1,179	1,212	1,244	1,276	1,309	1,343	1,378	1,419	1,459	1,505	1,355	1,409	1,502				
	3	3	FIXED DISC BASE LOUNGE CHAIR - WOOD SHELL WITH UPHOLSTERED SEAT AND BACK PADS	STANDARD POWDER	1	12	1,529	1,562	1,594	1,626	1,659	1,693	1,727	1,769	1,809	1,855	1,705	1,758	1,852			
			DOUBLE COAT POWDER	1	12	1,556	1,589	1,621	1,653	1,686	1,720	1,754	1,796	1,836	1,882	1,732	1,785	1,879				
			CHROME	1	12	1,798	1,831	1,863	1,895	1,928	1,962	1,997	2,038	2,078	2,124	1,974	2,028	2,121				
	4	3	FIXED DISC BASE GUEST CHAIR - WOOD SHELL WITH UPHOLSTERED SEAT AND BACK PADS	STANDARD POWDER	1	12	1,529	1,562	1,594	1,626	1,659	1,693	1,727	1,769	1,809	1,855	1,705	1,758	1,852			
			DOUBLE COAT POWDER	1	12	1,556	1,589	1,621	1,653	1,686	1,720	1,754	1,796	1,836	1,882	1,732	1,785	1,879				
			CHROME	1	12	1,798	1,831	1,863	1,895	1,928	1,962	1,997	2,038	2,078	2,124	1,974	2,028	2,121				

**TO ORDER FOLLOW STEPS 1-5**

**1 SERIES/FRAME      2 STYLE      3 WOOD FINISH CHOICES      4 FRAME FINISH CHOICES      5 COVER**

- PZ 1** PAZ FOUR LEG LOUNGE
- PZ 2** PAZ FOUR LEG GUEST
- PZ 3** PAZ FIXED DISC BASE LOUNGE
- PZ 4** PAZ FIXED DISC BASE GUEST

- 3** WOOD SHELL WITH UPHOLSTERED SEAT AND BACK PADS

- WOOD FINISH**
- STANDARD VENEER FINISHES**
- PZ20 TONED WALNUT
- PZ30 ALPI RIFT CUT OAK
- PZ31 ALPI ZEBRA WOOD
- MK33 ALPI QUARTER CUT WENGE WITH EXPOSED MAPLE EDGE
- WELCOME VENEER FINISHES**
- WL01 CLEAR MAPLE -30
- WL02 HONEY STAIN ON MAPLE -30
- WL03 MEDIUM CHERRY STAIN ON MAPLE -30
- WL04 DARK CHERRY STAIN ON MAPLE -30
- WL05 OPAQUE BLACK STAIN ON ASH -30
- WL06 OPAQUE WHITE -30
- 09** CUSTOM COLOR MATCH +235  
 PER ORDER PER COLOR  
 40 CHAIR MINIMUM.
- PLEASE CONTACT CUSTOMER SERVICE FOR DETAILS.

- STANDARD POWDER PAINT**
- TB TEXTURED BLACK
- TG TEXTURED GRAY
- TK TEXTURED KHAKI
- TP TEXTURED PEWTER
- SM SILVER MATTE
- GB GLOSSY BLACK
- GW GLOSSY WHITE
- WW WARM WHITE
- DOUBLE COAT POWDER PAINT\***
- MS METALLIC SILVER
- MD METALLIC DUSK
- MF METALLIC FIELDSTONE
- MB METALLIC BRONZE
- \* INCLUDES A PROTECTIVE CLEAR COAT
- CH** BRIGHT CHROME

REFER TO STYLEX SWATCH CARDS AND SEPARATELY PUBLISHED IN-GRADED FABRIC PROGRAM TO DETERMINE GRADES. SEE GENERAL INFORMATION SECTION IN THE MAIN PRICE LIST FOR CAL 133 INFORMATION.

**paz**  
**wood shell with upholstered seat pad and fully upholstered back**  
**LOUNGE AND GUEST CHAIRS**

SERIES	FRAME	STYLE	DESCRIPTION	C.O.M.		C.O.L.		FABRIC UPHOLSTERY GRADES												LEATHER UPHOLSTERY GRADES		
				YDG.	SQ.FT.	A	B	C	D	E	F	G	H	I	J	W	X	Y				
PZ 1	1	4	FOUR LEG LOUNGE CHAIR - WOOD SHELL WITH UPHOLSTERED SEAT PAD AND FULLY UPHOLSTERED BACK	STANDARD POWDER	1.3	16	1,071	1,115	1,156	1,197	1,241	1,285	1,330	1,384	1,436	1,496	1,320	1,396	1,529			
			DOUBLE COAT POWDER	1.3	16	1,098	1,142	1,183	1,224	1,268	1,312	1,357	1,411	1,462	1,522	1,347	1,423	1,556				
			CHROME	1.3	16	1,114	1,157	1,199	1,240	1,283	1,328	1,372	1,426	1,478	1,538	1,362	1,439	1,571				
PZ 2	2	4	FOUR LEG GUEST CHAIR - WOOD SHELL WITH UPHOLSTERED SEAT PAD AND FULLY UPHOLSTERED BACK	STANDARD POWDER	1.3	16	1,071	1,115	1,156	1,197	1,241	1,285	1,330	1,384	1,436	1,496	1,320	1,396	1,529			
			DOUBLE COAT POWDER	1.3	16	1,098	1,142	1,183	1,224	1,268	1,312	1,357	1,411	1,462	1,522	1,347	1,423	1,556				
			CHROME	1.3	16	1,114	1,157	1,199	1,240	1,283	1,328	1,372	1,426	1,478	1,538	1,362	1,439	1,571				
PZ 3	3	4	FIXED DISC BASE LOUNGE CHAIR - WOOD SHELL WITH UPHOLSTERED SEAT PAD AND FULLY UPHOLSTERED BACK	STANDARD POWDER	1.3	16	1,463	1,507	1,548	1,590	1,633	1,678	1,722	1,776	1,828	1,888	1,712	1,788	1,921			
			DOUBLE COAT POWDER	1.3	16	1,490	1,534	1,575	1,617	1,660	1,705	1,749	1,803	1,855	1,915	1,739	1,815	1,948				
			CHROME	1.3	16	1,733	1,776	1,817	1,859	1,902	1,947	1,991	2,045	2,097	2,157	1,981	2,058	2,190				
PZ 4	4	4	FIXED DISC BASE GUEST CHAIR - WOOD SHELL WITH UPHOLSTERED SEAT PAD AND FULLY UPHOLSTERED BACK	STANDARD POWDER	1.3	16	1,463	1,507	1,548	1,590	1,633	1,678	1,722	1,776	1,828	1,888	1,712	1,788	1,921			
			DOUBLE COAT POWDER	1.3	16	1,490	1,534	1,575	1,617	1,660	1,705	1,749	1,803	1,855	1,915	1,739	1,815	1,948				
			CHROME	1.3	16	1,733	1,776	1,817	1,859	1,902	1,947	1,991	2,045	2,097	2,157	1,981	2,058	2,190				

**TO ORDER FOLLOW STEPS 1-5**

**1 SERIES/FRAME      2 STYLE      3 WOOD FINISH CHOICES      4 FRAME FINISH CHOICES      5 COVER**

- PZ 1** PAZ FOUR LEG LOUNGE
- PZ 2** PAZ FOUR LEG GUEST
- PZ 3** PAZ FIXED DISC BASE LOUNGE
- PZ 4** PAZ FIXED DISC BASE GUEST

- 4** WOOD SHELL WITH UPHOLSTERED SEAT PAD AND FULLY UPHOLSTERED BACK





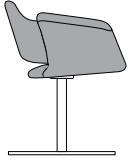
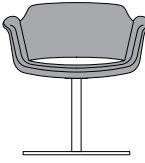

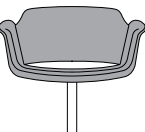
- WOOD FINISH**
- STANDARD VENEER FINISHES
- PZ20 TONED WALNUT
- PZ30 ALPI RIFT CUT OAK
- PZ31 ALPI ZEBRA WOOD
- MK33 ALPI QUARTER CUT WENGE WITH EXPOSED MAPLE EDGE
- WELCOME VENEER FINISHES
- WL01 CLEAR MAPLE -30
- WL02 HONEY STAIN ON MAPLE -30
- WL03 MEDIUM CHERRY STAIN ON MAPLE -30
- WL04 DARK CHERRY STAIN ON MAPLE -30
- WL05 OPAQUE BLACK STAIN ON ASH -30
- WL06 OPAQUE WHITE -30
- 09** CUSTOM COLOR MATCH +235  
 PER ORDER PER COLOR  
 40 CHAIR MINIMUM.
- PLEASE CONTACT CUSTOMER SERVICE FOR DETAILS.

- STANDARD POWDER PAINT**
- TB TEXTURED BLACK
- TG TEXTURED GRAY
- TK TEXTURED KHAKI
- TP TEXTURED PEWTER
- SM SILVER MATTE
- GB GLOSSY BLACK
- GW GLOSSY WHITE
- WW WARM WHITE
- DOUBLE COAT POWDER PAINT\***
- MS METALLIC SILVER
- MD METALLIC DUSK
- MF METALLIC FIELDSTONE
- MB METALLIC BRONZE
- \* INCLUDES A PROTECTIVE CLEAR COAT
- CH** BRIGHT CHROME

REFER TO STYLEX SWATCH CARDS AND SEPARATELY PUBLISHED IN-GRADED FABRIC PROGRAM TO DETERMINE GRADES.  
 SEE GENERAL INFORMATION SECTION IN THE MAIN PRICE LIST FOR CAL 133 INFORMATION.

# paz fully upholstered

## LOUNGE AND GUEST CHAIRS

SERIES	FRAME	STYLE	DESCRIPTION	FRAME FINISH CHOICES		FABRIC UPHOLSTERY GRADES										LEATHER UPHOLSTERY GRADES			
				YDG.	SQ.FT.	A	B	C	D	E	F	G	H	I	J	W	X	Y	
 	1	5	FOUR LEG LOUNGE CHAIR - FULLY UPHOLSTERED	C.O.M.	C.O.L.	C.O.M.	C.O.L.												
			STANDARD POWDER	2.5	27	1,060	1,143	1,223	1,303	1,386	1,472	1,557	1,660	1,762	1,875	1,478	1,605	1,826	
			DOUBLE COAT POWDER	2.5	27	1,087	1,170	1,250	1,330	1,413	1,499	1,584	1,687	1,788	1,902	1,505	1,632	1,853	
CHROME	2.5	27	1,103	1,186	1,267	1,347	1,429	1,515	1,600	1,704	1,805	1,919	1,521	1,649	1,869				
 	2	5	FOUR LEG GUEST CHAIR - FULLY UPHOLSTERED	C.O.M.	C.O.L.	C.O.M.	C.O.L.												
			STANDARD POWDER	2.5	27	1,060	1,143	1,223	1,303	1,386	1,472	1,557	1,660	1,762	1,875	1,478	1,605	1,826	
			DOUBLE COAT POWDER	2.5	27	1,087	1,170	1,250	1,330	1,413	1,499	1,584	1,687	1,788	1,902	1,505	1,632	1,853	
CHROME	2.5	27	1,103	1,186	1,267	1,347	1,429	1,515	1,600	1,704	1,805	1,919	1,521	1,649	1,869				
 	3	5	FIXED DISC BASE LOUNGE CHAIR - FULLY UPHOLSTERED	C.O.M.	C.O.L.	C.O.M.	C.O.L.												
			STANDARD POWDER	2.5	27	1,453	1,536	1,617	1,696	1,779	1,865	1,950	2,053	2,155	2,269	1,871	1,999	2,219	
			DOUBLE COAT POWDER	2.5	27	1,480	1,563	1,644	1,723	1,806	1,892	1,977	2,080	2,182	2,296	1,898	2,025	2,246	
CHROME	2.5	27	1,722	1,805	1,886	1,965	2,048	2,134	2,219	2,323	2,424	2,538	2,140	2,268	2,488				
 	4	5	FIXED DISC BASE GUEST CHAIR - FULLY UPHOLSTERED	C.O.M.	C.O.L.	C.O.M.	C.O.L.												
			STANDARD POWDER	2.5	27	1,453	1,536	1,617	1,696	1,779	1,865	1,950	2,053	2,155	2,269	1,871	1,999	2,219	
			DOUBLE COAT POWDER	2.5	27	1,480	1,563	1,644	1,723	1,806	1,892	1,977	2,080	2,182	2,296	1,898	2,025	2,246	
CHROME	2.5	27	1,722	1,805	1,886	1,965	2,048	2,134	2,219	2,323	2,424	2,538	2,140	2,268	2,488				

### TO ORDER FOLLOW STEPS 1-4

#### 1 SERIES/FRAME      2 STYLE      3 FRAME FINISH CHOICES      4 COVER

- PZ 1** PAZ FOUR LEG LOUNGE
- PZ 2** PAZ FOUR LEG GUEST
- PZ 3** PAZ FIXED DISC BASE LOUNGE
- PZ 4** PAZ FIXED DISC BASE GUEST

- 5** FULLY UPHOLSTERED

- STANDARD POWDER PAINT**
  - TB TEXTURED BLACK
  - TG TEXTURED GRAY
  - TK TEXTURED KHAKI
  - TP TEXTURED PEWTER
  - SM SILVER MATTE
  - GB GLOSSY BLACK
  - GW GLOSSY WHITE
  - WW WARM WHITE
- DOUBLE COAT POWDER PAINT\***
  - MS METALLIC SILVER
  - MD METALLIC DUSK
  - MF METALLIC FIELDSTONE
  - MB METALLIC BRONZE
  - \* INCLUDES A PROTECTIVE CLEAR COAT
- CH BRIGHT CHROME**

REFER TO STYLEX SWATCH CARDS AND SEPARATELY PUBLISHED IN-GRADED FABRIC PROGRAM TO DETERMINE GRADES.

**NOTE: CERTAIN IN-GRADED FABRICS MAY NOT WORK ON THE FULLY UPHOLSTERED PAZ, AS THESE MODELS REQUIRE UPHOLSTERY FABRIC WITH TWO-WAY STRETCH. CONTACT CUSTOMER SERVICE FOR DETAILS.**

SEE GENERAL INFORMATION SECTION IN THE MAIN PRICE LIST FOR CAL 133 INFORMATION.