



Answer system solutions



steelcase

Friendly.

Is that really too much to ask from your furniture? We don't think so. That's why we designed Answer with flexible features built-in. **Quickly change** heights and widths without buying a new panel. **Reuse** components during changes to save time, money and to minimize waste.

Now isn't that nice?



Friendly Choices.

Create a look that reflects the unique culture of your organization. Answer supports a huge **range of materials** including wood, laminate, paint, fabric, glass, ribbed steel, perforated steel, and flat steel.

And if you want even more choices, Answer also accepts custom materials, custom laminates, and PerfectMatch paint.



Friendly Choices.

Create a look that reflects the unique culture of your organization. Answer supports a huge **range of materials** including wood, laminate, paint, fabric, glass, ribbed steel, perforated steel, and flat steel.

And if you want even more choices, Answer also accepts custom materials, custom laminates, and PerfectMatch paint.





Friendly Mobility.

Answer accommodates mobile workers who are constantly **on the move** or anyone who regularly circles for a place to land and connect. Panels and worktools provide boundaries and create individual spaces. Power and data are easily accessed at desk height.

Friendly Adaptability.

Answer lets you tailor your workspace to meet any need. Open spaces, **adjustability** or **mobility**—Answer's adaptability ensures you're ready for whatever changes might be needed.





Friendly Connections.

It's important you have the ability to **connect** with others, quickly and seamlessly. Sure, Answer's design will grab your attention. But Answer is friendly enough to give you what you need, and then stay out of the way for greater **collaboration**.







Friendly View.

Everyone deserves a great view. Here, glass windows and lower height panels create boundaries while still allowing **open sight lines** for those impromptu meetings.






Friendly cards with a few friendly ideas.



Answer®

out-of-sight

Layering surfaces minimizes the appearance of piles. By locating piling surfaces below and behind the main worksurface, your piles remain accessible yet private and out-of-sight.



take a seat

Adding a cushion top on low storage provides space-efficient seating for your guests.

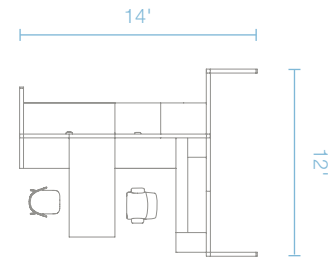
anything and everything

Open storage below the worksurface is the perfect place for archived information and for storing things like accordion files and banker boxes.

surface materials

7245 Carbon Metallic: Panel trim | 2690-105 Designtex Rivergrass, Sepia: Segmented panel skins | 6530 Frosted: Panel glass skins | 6418-104 Designtex Singing in the Rain, Mocha: Accent skins | 3602 Desert Oak: Storage towers, pedestals, laterals and worksurface | 4799 Platinum: Support legs | DR 5127-93327 Elmo, Loam leather: Lateral cushion | L151 Elmo, Soft White: Siento™ leather seating | 2711-108 Designtex Pigment, Cream: Capa side chair

plan view




Steelcase

Answer®

power up

Technology skins provide quick and easy access to power and data.



perfect surroundings

Low panel heights help define space while promoting collaboration. And panels still cover the basics by routing power and data to where it's needed.

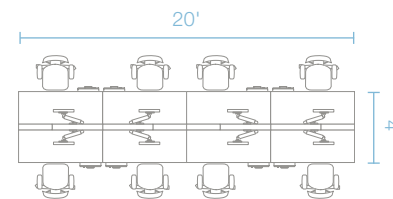
safe and secure

Mobile pedestals provide storage for your files and personal items.

surface materials

4799 Platinum: Panel trim, slatwall skins, mobile pedestals, cabby legs | P525 Polar: Panel skins | 2730 Arctic White: Worksurfaces | 5F12 Celery: Amia chairs

plan view

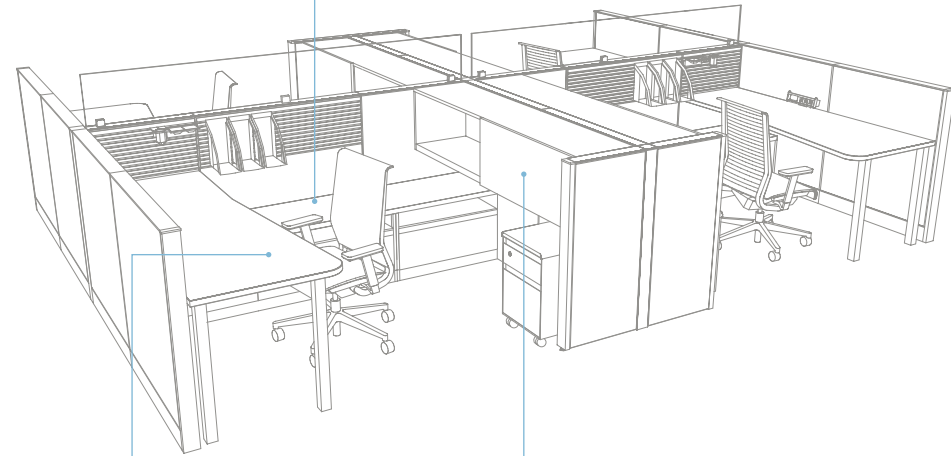


Steelcase

Answer®

in the zone

Low lateral files with a common top provide ample multi-zone storage. Your materials are within reach while the common top provides additional support for piles.



adaptable

Worksurface provides space to spread out your work and also supports side-by-side collaboration with co-workers when needed.

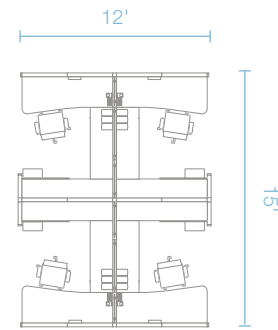
lock it or leave it

Sliding door can lock on either side to provide both open and secure storage for a variety of work and personal materials.

surface materials

4799 Platinum: Panel trim, slatwall skins, lateral files, mobile pedestal, overhead bin case, worksurface supports | 2730 Arctic White: Worksurfaces | P525 Polar: Panel skins | 3602 Desert Oak: Lateral file top, sliding door on bin | 6500 Clear: Frameless glass screen | 2711-410 Designtex Pigment, Wedgewood: Think chair, pedestal cushion top

plan view

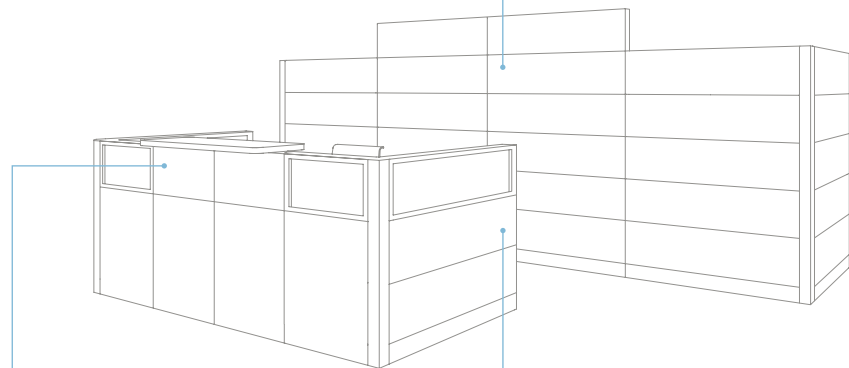


Steelcase®

Answer®

double duty

Beautiful reception on one side, hard-working on the other. Answer helps you leverage your investment in more ways throughout your office, while also maintaining a consistent aesthetic.



friendly steel

All steel components are powder-coated, reducing VOC emissions by 100%.

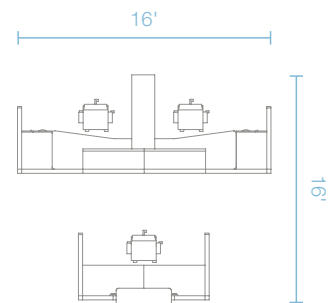
say hello

A reception area is the first impression of your space — for guests, employees and potential new hires. Even the simplest reception areas should be welcoming and comfortable.

surface materials

4799 Platinum: Panel trim and skins | 3752 Medium Walnut: Wood panel skins, Circa™ table | 6530 Frosted: Panel glass skin | 2711-410 Designtex Pigment: Circa lounge

plan view



Steelcase®

Answer®

perfect surroundings

Low panel heights help define space while promoting collaboration. And panels still cover the basics by routing power and data to where it's needed.

surface materials

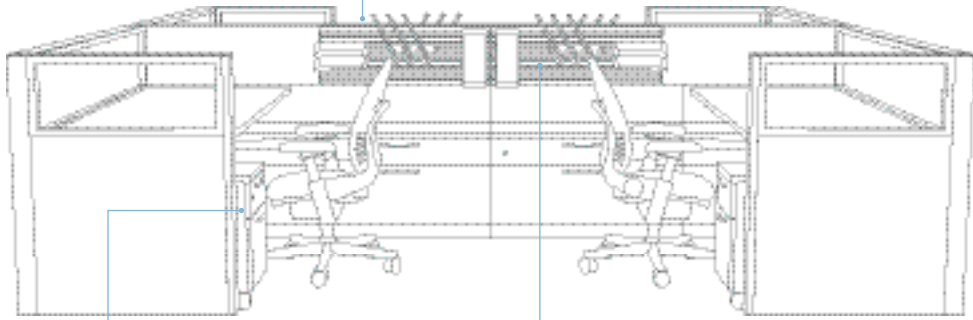
4799 Platinum: Panel trim, slatwall skins, mobile pedestal, lateral files | P525 Polar: Panel skins | 2730 Arctic White: Worksurfaces, panel skins | 6500 Clear: Panel windows | 5F12 Celery: Leap chairs, pedestal cushion top

multipurpose

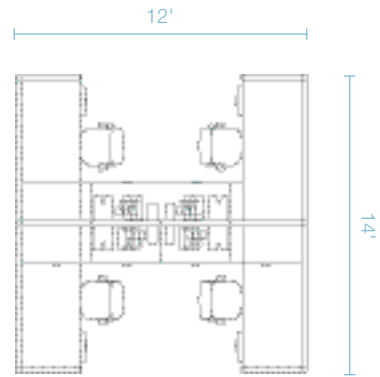
Mobile pedestal with cushion top provides a seat for short term interactions while also offering closed and secure storage.

make it your own

Slatwall supports a wide range of worktools providing you the ability to customize your space while still keeping work visible and accessible.



plan view



Steelcase®

Answer®

choices

Freestanding worksurfaces give you control to move and change orientation to signal availability.

surface materials

4799 Platinum: panel trim, slatwall skins, lateral files, bookcases, frameless glass brackets, cabby legs | 6418-101 Designtex® Singing in the Rain, White: panel skins | 2730 Arctic White: worksurfaces, panel skins | 6500 Clear: frameless glass | 2711-410 Designtex Pigment, Wedgewood: Think® chairs

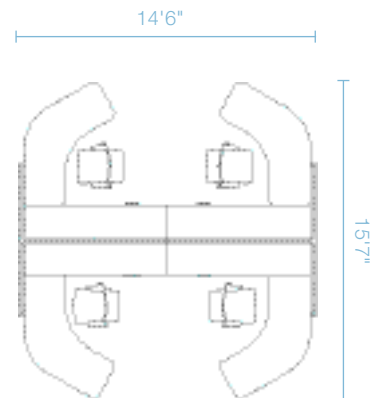
privacy

Frameless glass screens provide boundaries without creating visual barriers. Frameless glass gives you a feeling of more privacy while still promoting collaboration with co-workers. Plus, who wouldn't want more natural light?

storage at hand

Lateral files and bookcases provide ample open and closed storage for a wide range of work and personal items. The secondary worksurface over the storage supports piling, freeing up the primary worksurface while still keeping materials close at hand.

plan view



Steelcase®

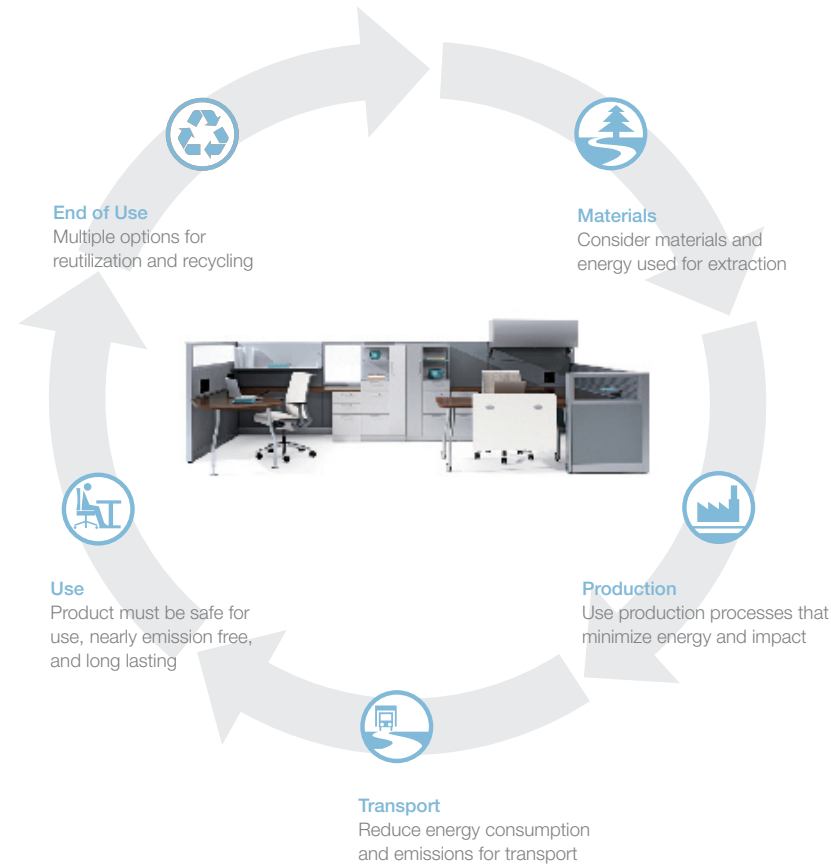


Every stage of Answer's life has been considered. We worked with McDonough Braungart Design Chemistry (MBDC), selecting only materials that are assessed safe for human and environmental health. Answer has undergone a complete Lifecycle Assessment, evaluating its lifelong impact on the environment—from materials extraction through production, shipping, use, and end of life.

Answer is **level™ 2 certified** to the **BIFMA e3 sustainability standard**. According to BIFMA, the level™ conformance mark ensures a comprehensive, independent and impartial assessment of the environmental and social impacts of a product's manufacture.

Answer is available as a **Cradle to Cradle™ certified product**. Answer also has **Indoor Advantage™ certification** from Scientific Certification Systems as being a low emitting product, helping to contribute toward earning LEED credits for your project.

Life Cycle Assessment



Environmental effects evaluated for the Life Cycle Assessment of the Answer workstation.



Global warming

Greenhouse gas emissions can lead to an increase in global temperature. Steelcase works to reduce GHG emissions throughout its manufacturing and transportation processes.



Acidification

Reduction in emissions also helps reduce the acidity of rain, other precipitation, lakes and streams.



Eutrophication

This is the naturally occurring degradation of aquatic ecosystems, often accelerated by human activities. Wastewater discharges and fertilizer run off contaminating marine ecosystems with excessive nitrogen and phosphorus nutrients are common causes. Reducing emissions like nitrogen oxide can help slow eutrophication.



Photochemical smog

VOCs (volatile organic compounds) are virtually eliminated in Answer manufacturing, helping to reduce this kind of pollution.



Abiotic resource depletion

This is the depletion of non-renewable resources like metal and oil. Because Answer contains recycled content, it uses far fewer raw materials.



Waste

Easy to recycle, Answer produces minimal waste. Low-waste packaging and efficient shipping reduce waste even more.



Toxic emissions

Answer contains no mercury, asbestos, CFCs, PBBs, HCFCs or methylene chloride. Answer is certified as a low emitting product for formaldehyde and other chemicals of concern. Steelcase uses a low VOC manufacturing process for Answer.

When Answer is no longer useful to you, the **Steelcase Environmental Partnership** program will help you responsibly take it to the next phase in its lifecycle—be it resale, refurbishing, charitable donation or recycling.

A life-long friendship.

Any panel system can say they support change. The question is, how much time and money will it cost you? Answer was designed to provide long-term flexibility and maximum reuse, for quick and cost-effective reconfigurations. So this workstation...



can become this workstation... quickly, easily and with very little investment.



friendly savings
100% reuse. What's new? One tower, two worksurfaces and a chair. Get new, without buying new.

friendly inventory
Or perhaps we should say, "lack of inventory". More reuse means less to inventory. Less inventory means less headache and reduced cost.

A familiar friend.

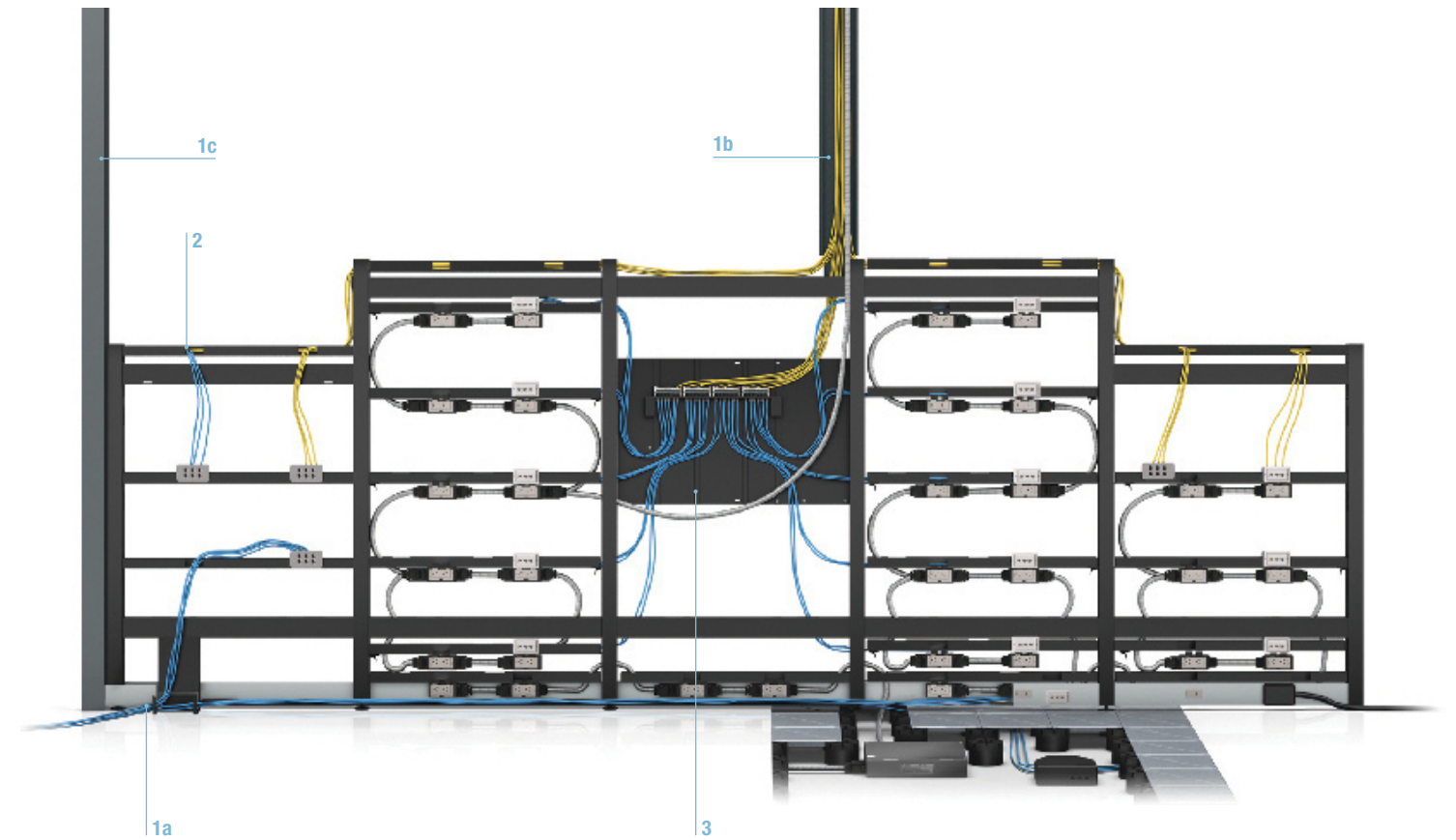
Whether you're a Jr. Account Executive or Vice President, Answer can offer your space a little familiarity. Using the same components, Answer provides a seamless aesthetic from the open plan...



... to the private office. So when all those long nights and short weekends pay off, at least one thing will be familiar when you get that promotion.

A powerful friendship.

When it comes to power and data, Answer can be your best friend.



1. Utility packages for ceilings and floors let you install and reconfigure power and data easily.
 - a. floor access
 - b. ceiling access
 - c. utility pole
2. Horizontal and vertical lay-in cabling makes routing quick and easy.
3. Consolidation Point Kit provides easy, cost effective reconfiguration of data and voice connections.
4. Answer Technology Skins provide convenient access to power and data.
5. Receptacles and communication outlets can be located on skins (every 12" vertically).
6. Top cap lay-in cabling simplifies changing panel heights and reduces network disruptions.
7. 15-amp and 20-amp receptacles are interchangeable for all powerways.
8. Multiple connection points let you direct power where you need it.
9. Patented design eliminates disruptions to your network when stacking.

Friendly Ideas.

With so many ways Answer can be your friend, we thought we'd give you a few extra ideas. Maybe they will spark some friendly ideas of your own.

Single Stations Square Footage



3' x 5'



6' x 6'



6' x 6'



5' x 8'



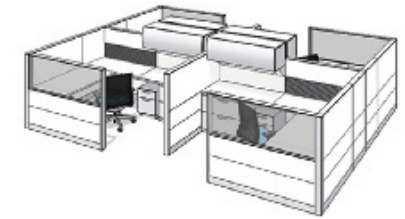
6.5' x 8'



6' x 8'



6' x 8'



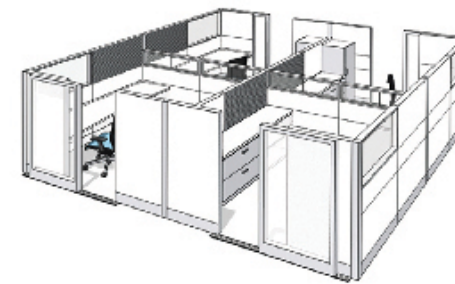
6' x 8'




7' x 8'



8' x 6'



8' x 8'




8' x 8'

Answer

Abbreviated statement of line

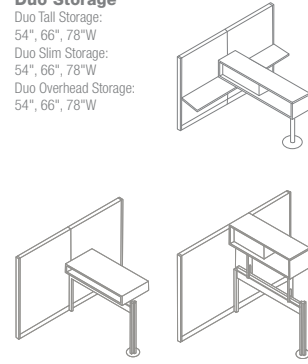
Junctions and Connections

Horizontal Frame Packages: 18", 24", 30", 36", 42", 48", 60", 72"W
 End of Run Junction: 30", 42", 54", 66", 78"H
 Stacking End of Run Junction: 12", 24"H
 Inline Junction: 30", 42", 54", 66", 78"H
 Stacking Inline Junction: 12", 24"H
 L-Junction: 30", 42", 54", 66", 78"H
 Stacking L-Junction: 12", 24"H
 T-Junction: 30", 42", 54", 66", 78"H
 Stacking T-Junction: 12", 24"H
 X-Junction: 30", 42", 54", 66", 78"H
 Stacking X-Junction: 12", 24"H
 V-Junction: 30", 42", 54", 66", 78"H
 Stacking V-Junction: 12", 24"H
 Y-Junction: 30", 42", 54", 66", 78"H
 Stacking Y-Junction: 12", 24"H
 Wall Start Junction: 42", 54", 66", 78"H
 Stacking Wall Start Junction: 12", 24"H
 Off-module Connection: 24", 30", 36", 42", 48", 60", 72"W



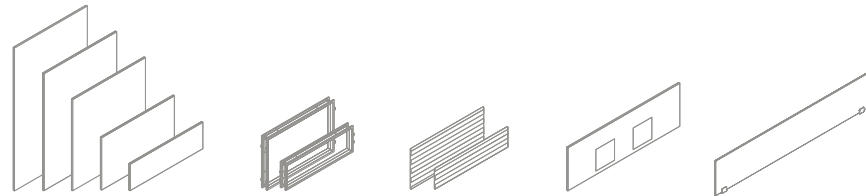
Duo Storage

Duo Tall Storage: 54", 66", 78"W
 Duo Slim Storage: 54", 66", 78"W
 Duo Overhead Storage: 54", 66", 78"W



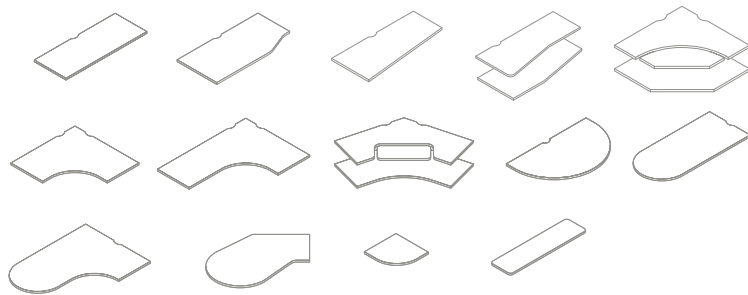
Skins

Tackable Acoustical/Performance Tackable Acoustical Fabric: 12", 24", 36", 48", 60"H
 18", 24", 30", 36", 42", 48", 60", 72"W
 Steel (smooth, ribbed, perforated): 12", 24", 36"H
 18", 24", 30", 36", 42", 48", 60", 72"W
 Markerboard:
 12", 24", 36"H; 24", 30", 36", 42", 48"W
 Laminate: 12", 24", 36", 48", 60"H; 24", 30", 36", 42", 48"W
 Wood (single, sets): 12", 24", 36", 48", 60"H; 24", 30", 36", 42", 48"W
 Glass Windows (single pane, double pane, custom glass kit): 12", 24"H; 24", 30", 36", 42", 48", 60", 72", 78", 84", 90", 96"W
 Slatwall: 12", 24"H; 24", 30", 36", 42", 48"W
 Technology (smooth steel, ribbed steel, fabric): 12"H; 24", 30", 36", 42", 48", 60", 72"W
 Framless Glass Screen: 12"H; 24", 30", 36", 42", 48", 60", 72", 78", 84", 90", 96"W



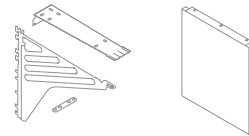
Systems Worksurfaces

Straight: 18", 24", 30"D; 24", 30", 36", 42", 48", 54", 60", 66", 72", 78", 84", 90", 96"W
 Transition: 18/24", 24/30"D; 36", 42", 48", 54", 60"W
 Tapered: 18/24", 24/30"D; 48", 60", 72"W
 Taper-Flat: 18/24", 18/30", 24/30"D; 60", 72"W
 Corner (flat front, dual, curved front): 18", 24", 30"D; 36", 42", 48", 60"W
 Extended Corner: 24", 30"D; 60", 66", 72"W
 120° Corner: 24", 30"D; 36", 42", 48"W
 Spanner: 25½", 31½", 37½"D; 51", 63"W
 Bullet Peninsula: 24", 30"D; 48", 60", 66", 72"W
 Jetty: 24", 30"D; 66", 72", 78"W
 Bubble Jetty: 24"D; 30", 36", 42", 48"W
 Visitor: 24", 30"D; 24", 30", 36", 42", 48"W
 Transaction: 15"D; 23", 29", 35", 41", 53"W



Systems Supports

Cantilevers
 End Panel: 28½", 41½"H



Tables

Straight: 24", 30"D; 30", 36", 42", 48", 54", 60", 66", 72"W
 Transition: 24/30", 30/36"D; 60", 66", 72", 78"W
 Capsule: 24", 30", 36", 42", 48"D; 48", 60", 72", 84", 96"W
 Rectangle: 36", 42", 48"D; 60", 66", 72", 84", 96"W
 Round: 30", 36", 42", 48", 54" diameter



Adjustable Tables

Airtouch: 18", 24", 30"D; 42", 48", 60"W

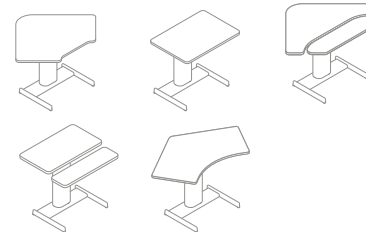
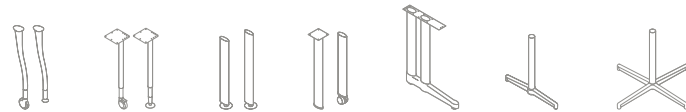


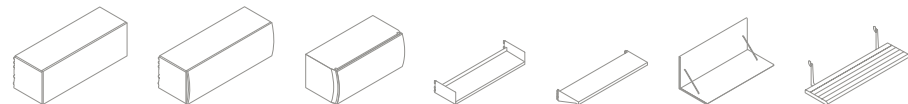
Table Supports

Cabby Leg (glide, caster): 26", 28½"H
 Adjustable Height Leg (glide, caster): 26", 28½"H
 Elliptical Leg: 26", 28½"H
 Single Post Leg (glide, caster): 26", 28½"H
 Double Post C-Leg: 28½"H
 T-Base: 27½"H; 26", 36"W
 X-Base: 27½"H; 26", 36"W



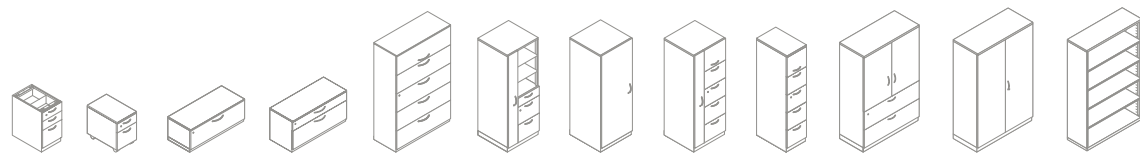
Overhead Storage

Bin (flat, radius, curved): 24", 30", 36", 42", 48", 60", 72"W
 Shelf: 24", 30", 36", 42", 48", 60", 72"W
 Personal Shelf: 24", 30", 36", 42", 48"W
 L-shelf: 30", 36", 42", 48"W
 Slim Shelf: 24", 30", 36", 42", 48", 60", 72", 96"W



Pedestals/Laterals/Towers

Fixed Pedestal (FF, BBF): 18", 24", 30"D
 Mobile Pedestal (BF, FF, BBF): 18", 24"D
 Lateral File: 30", 36", 42"W; 18", 24"D; 16", 22", 28", 40", 52", 65½"H
 Open Side Tower: 24"W; 24", 30"D; 52", 65½"H
 Full Front Tower: 24"W; 24"D; 52", 65½"H
 Vertical Drawer Tower: 24"W; 24", 30"D; 52", 65½"H
 Combination Cabinet: 30", 36", 42"W; 18", 24"D; 52", 65½", 83½"H
 Storage Cabinet: 30", 36", 42"W; 18", 24"D; 28", 40", 52", 65½", 83½"H
 Bookcase: 24", 30", 36", 42"W; 15"D; 28", 40", 53½", 65½", 83½"H



At Waldner's Business Environments, we offer high-quality workplace furnishings, including architecture and technology products, for a wide range of work settings. From small-business offices to medical and educational facilities, we provide tailored solutions that support the way people work.

Our mission

At Waldner's, our mission is to be the premier workplace furnishings provider in [LOCATION HERE]. We take pride in being able to offer optimum solutions for a variety of workplace environments. Customer satisfaction is always our priority.

We Offer

A comprehensive list of services, for all the stages of your project - planning, financing, building and management. Through our services, we can help you create and manage workplaces that are tailored to fit your business.

We have experience in designing workplace environments for a variety of organizations - from large corporations to small individual offices.

We offer a full range of services, including:

- * Space Planning
- * On-site Contractors
- * Steelcase Dealer Support
- * Ergonomic Evaluations
- * Tenant Planning/Improvement
- * Interior finishes selection and concept development

Contact Us

Waldner's Business Environments
 215 Lexington Avenue
 9th Floor
 New York NY 10016
 212-696-7500
www.waldners.com

Love how you work.®

Steelcase®

Call 800.333.9939 or visit steelcase.com



Item # 10-0002807 07/10 ©2010 Steelcase Inc. All rights reserved. All specifications subject to change without notice. Trademarks used herein are the property of Steelcase Inc. or of their respective owners. I wish I had the answer to the meaning of life.