



**Self-Rimming
Countertop Lavatory**
Vitreous China

FEATURES

- **1580V Access Pro®**

1580V Access Pro® 4" [102mm] centerset
20" [508mm] x 17" [432mm] vitreous china
self-rimming oval basin and front overflow.

- **1580S Access Pro®**

1580S Access Pro® 8" [203mm] centerset
20" [508mm] x 17" [432mm] vitreous china
self-rimming oval basin and front overflow.

- **1580H Access Pro®**

1580H Access Pro® one hole centerset
20" [508mm] x 17" [432mm] vitreous china
self-rimming oval basin and front overflow.

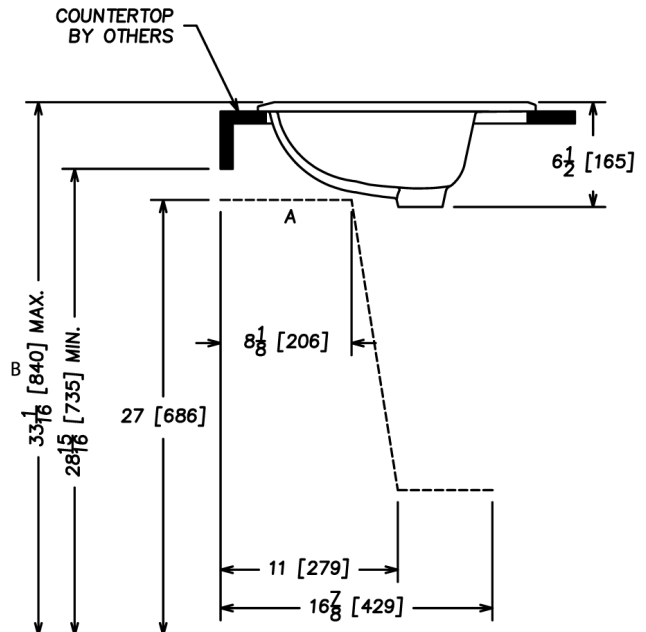
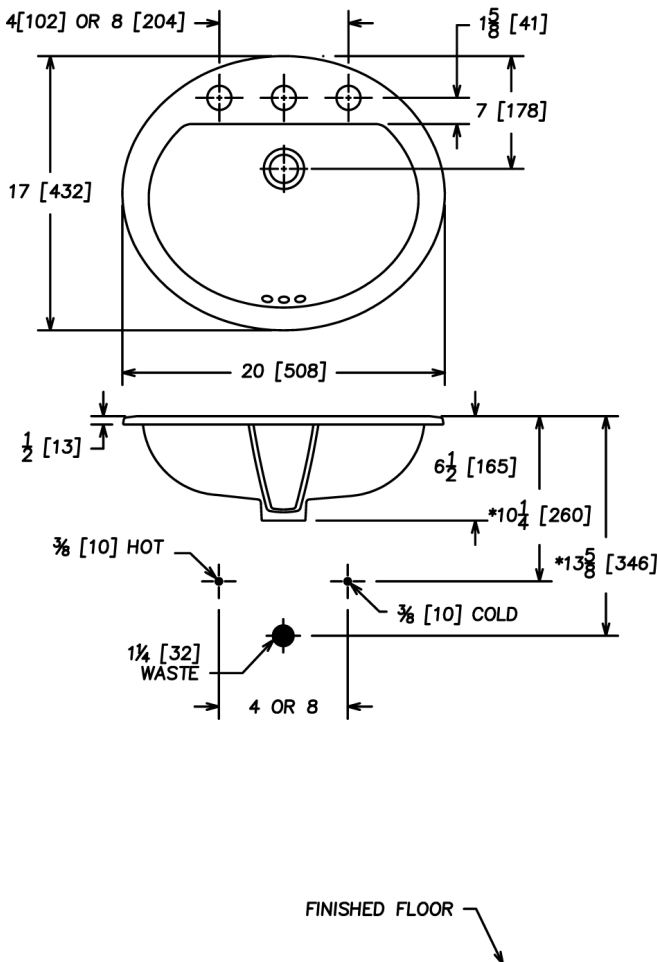
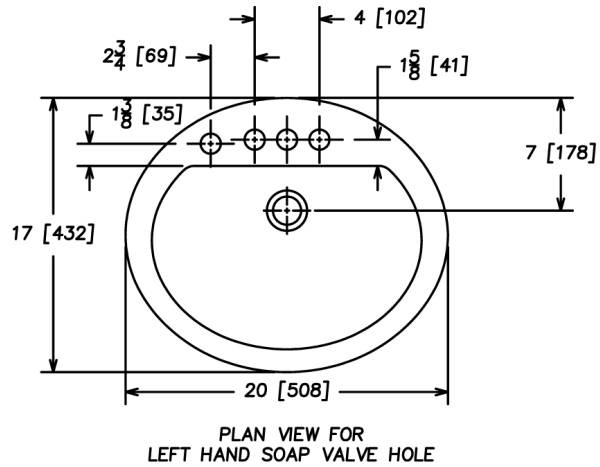
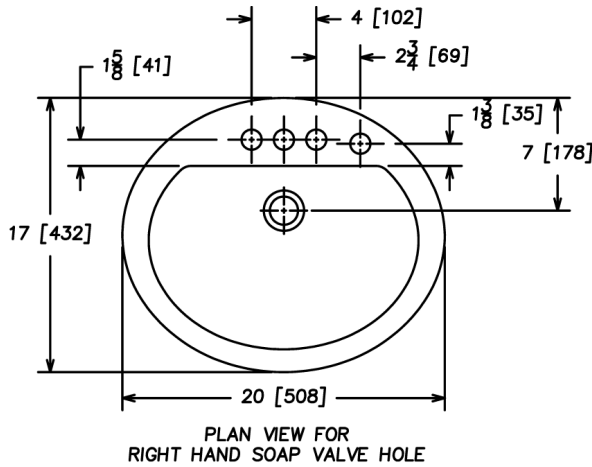
NOTES

- Fixture conforms to CSA B45 Standard, National and all Provincial Barrier-Free Building Codes.
- Size: Lavatory 20" [508mm] x 17" [432mm], Basin 15 1/2" [394mm] x 10 1/4" [260mm]
- Faucet supplied by others.

ACCESS PRO®

Self-Rimming Countertop Vitreous China Lavatory

1580 V, S or H



NOTES: * SUGGESTED DIMENSION - VARIABLE DEPENDING ON TYPE OF SUPPLY AND WASTE.



CONTACT YOUR LOCAL BUILDING CODE FOR APPROVED MEASUREMENTS.

THE QUEBEC CODE REQUIRES A KNEE-CLEARANCE (A) OF 11" (280MM) AT 27" (685MM) FROM THE FLOOR. TO MEET THAT REQUIREMENT, THE LAVATORY MUST BE INSTALLED AT 34" (865MM) (B) FROM THE FINISHED FLOOR, AS ALLOWED BY THE CODE.

IMPORTANT: Roughing-in dimensions may vary 1/2" [13mm] and are subject to change or cancellation without prior notice. No responsibility is assumed for use of superseded or voided leaflets.

