


SLIDING DOOR SYSTEM

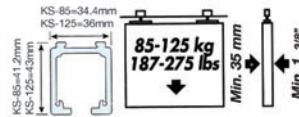
KS-85, KS-125

SLIDING & FOLDING DOOR HARDWARE

SLIDING DOOR SYSTEM






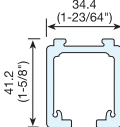

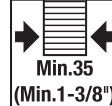
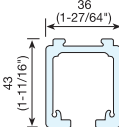






- Smooth and quiet movement.
- Easy installation.
- Easy height adjustment.
- No bottom rail, clean appearance.
- Two mounting selection available to suit application.
 - Top surface mount - For drop ceiling application or places where hardware will be covered.
 - Flush mount - For room dividers or application where both side of door is visible.
- Door weight: KS-85 Series - Max. 85 kg (187 lbs)
KS-125 Series - Max. 125 kg (275 lbs)

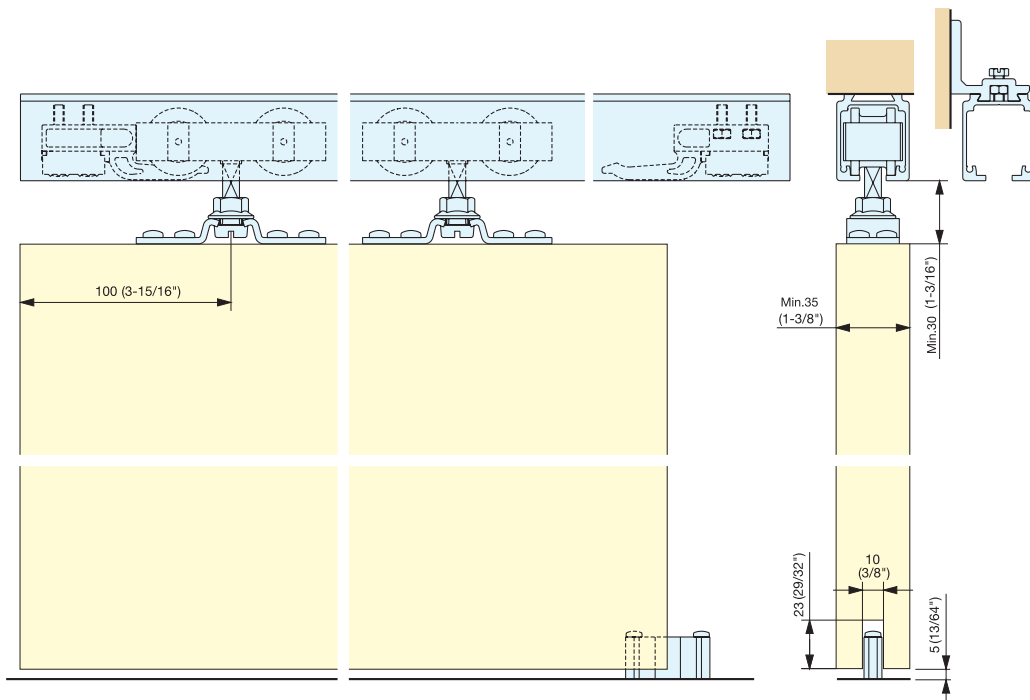
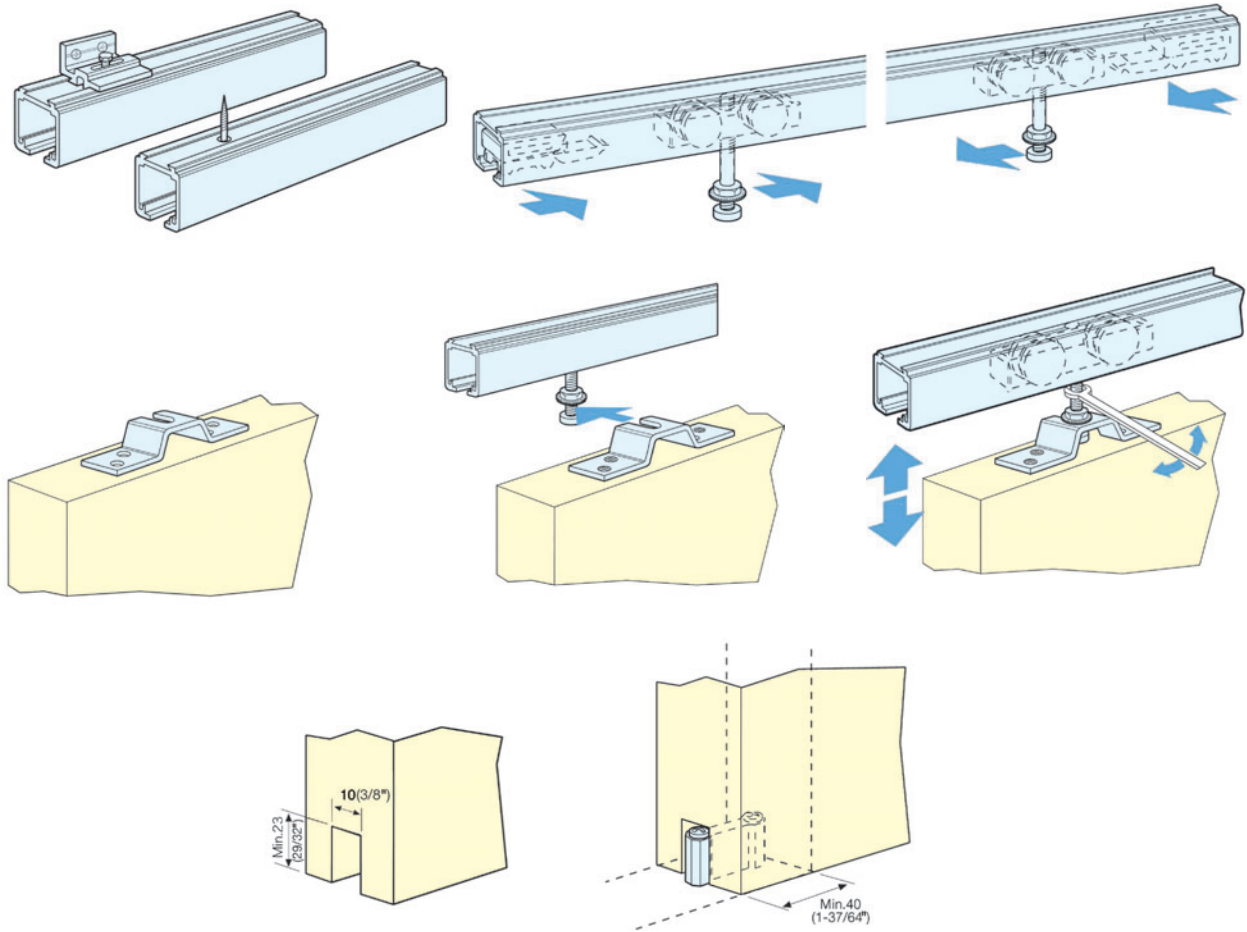


Ordering Info:
Order the track and the parts kit.
e.g.) You have 1 sliding door (200 lbs) to cover a 3 foot wide area

QTY	ITEM
1	KS-3470
1	KS-3505

KS-85		KS-125 (w/FULL ball bearing rollers)	
 <p>* Drilled every 250mm (10") Item No.: KS-3490 Track for KS-85</p> <p>Material: Aluminum Finish: Anodized Length: 2000mm (78-3/4")</p>	 <p>Item No.: KS-3531</p> <p>Wall Mount Bracket (Optional parts)</p>	 <p>* Drilled every 250mm (10") Item No.: KS-3470 Track for KS-125</p> <p>Material: Aluminum Finish: Anodized Length: 2000mm (78-3/4")</p>	
  		  	
TOP SURFACE MOUNT			
 <p>Item No.: KS-3501 (set/door)</p> <p>KS-85 parts kit for one door Contents: 2 rollers, 2 adjustment bolts, 1 guide, 2 brackets, 2 locking device stoppers, screws and mounting instructions</p>		 <p>Item No.: KS-3505 (set/door)</p> <p>KS-125 parts kit for one door Contents: 2 rollers, 2 adjustment bolts, 1 guide, 2 brackets, 2 locking device stoppers, screws and mounting instructions</p>	
FLUSH MOUNT			
 <p>Item No.: KS-3502 (set/door)</p> <p>KS-85 parts kit for one door Contents: 2 rollers, 2 adjustment bolts, 2 locking device stoppers, 2 suspension blocks, 1 bottom guide, screws and mounting instructions</p>		 <p>Item No.: KS-3506 (set/door)</p> <p>KS-125 parts kit for one door Contents: 2 rollers, 2 adjustment bolts, 2 locking device stoppers, 2 suspension blocks, 1 bottom guide, screws and mounting instructions</p>	

Top Surface Mount Dimensions



Flush Surface Mount Dimensions

SLIDING & FOLDING DOOR HARDWARE

SLIDING DOOR SYSTEM

