

TABLES
Personal Workstations
Performance
Vela
Study Carrels
Entourage
Tier Tables
Auxiliary Prod
Wave
Vela
ODIS
Elements
Conference
Personal Workstation
Brattice
Interplay
TIM
PLT



DELIVERED PRICING 01 January 2009

ENTOURAGE CART (EN SERIES)



Questions?
1.800.876.2120

Please specify appropriate areas pertaining to model # >
Blue highlights on illustrations represent indicated areas:



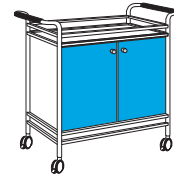
Frame Finish



Shelf Finish




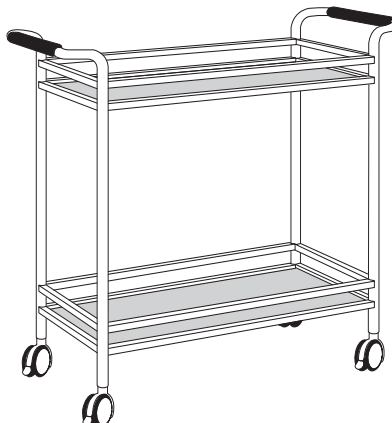





Cabinet & Shelf Finish



Door & Back
Panel Color



Pull Style

Description	Model #	Product Wt	Price	Entourage Serving Cart	Pull Style
16 x 30 Open Serving Cart 	ENSC 1630	42	517		 1B
16 x 30 Laminate Serving Cart Doors on one side 	ENSC 1630L D1	95	1356		 2B
16 x 30 Veneer Serving Cart Doors on one side 	ENSC 1630V D1	95	1511		 3B
				<p>Sample Base Model Open Serving Cart 16 x 30 ENSC 1630 \$ 517</p> <p>Specify: Frame Finish Shelf Finish</p>	A pull style must be specified when ordering a cart with doors.

Note: Transparent Powder Coats available on frames only

- Sample Product Number Construction:**
- 1 Choose your cart style.
 - 2 Specify the frame finish, cabinet and shelf finish, laminate or veneer code and pull option (models with doors only).
 - 3 a. Indicate selected base options.
b. Indicate selected door options.
c. Indicate selected laminate options.

Questions?
1.800.876.2120








Accessories
Acrylic Tray for 16" Wide CartAAT16 \$116
Acrylic Tray for 20" Wide CartAAT20 \$123

Base Options
Alternate Black Caster (standard in two-tone)BCB n/c

Finish Options
Powder Coat - Standard n/c
Powder Coat - Premium \$ 53

Door Options
Locking DoorsDLK \$ 53

Laminate Options
Special LaminateTSP call

Description	Model #	Product Wt	Price	Entourage Utility Cart	Pull Style
20 x 30 Open Utility Cart 	ENUC 2030	47	550		 1B
20 x 30 Laminate Utility Cart Doors on one side 	ENUC 2030L D1	107	1426		 2B
20 x 30 Veneer Utility Cart Doors on one side 	ENUC 2030V D1	107	1588		 3B
				<p>Sample Model with doors Laminate Utility Cart 20 x 30 ENUC 2030L D1 \$1426</p> <p>Specify: Frame Finish Cabinet & Shelf Finish Door Color Pull Option</p>	A pull style must be specified when ordering a cart with doors.

Note: Transparent Powder Coats available on frames only

- 1** base model **2** finish and pull selections **3** options
- EN SC 1630L D1** / **FS / SO / TF 7741-58 / 2B** / **BCB / DLK** /
- product cart / line style / cart size / door function / frame finish / cabinet & shelf finish / door & back panel color / pull style / base option(s) / door option(s) / laminate option(s)
- An **ENSC 1630L D1** is an Entourage series laminate Serving Cart with doors and a 16" x 30" footprint.
- The codes **FS / SO / TF 7741-58 / 2B** specify a Fossil frame finish, Stone cabinet and shelf finish, Formica 7741-58 laminate and a pull style 2B.
- BCB / DLK** adds alternate black casters and locking doors.

