

TABLES  
Personal Workstations  
Performance  
Vela  
Study Carrels  
Entourage  
Tier Tables  
Auxiliary Prod  
Wave  
Vela  
Interplay  
TOD  
ODIS  
Elements  
Conference  
Personal Workstation  
Brattice  
TIM  
PLT

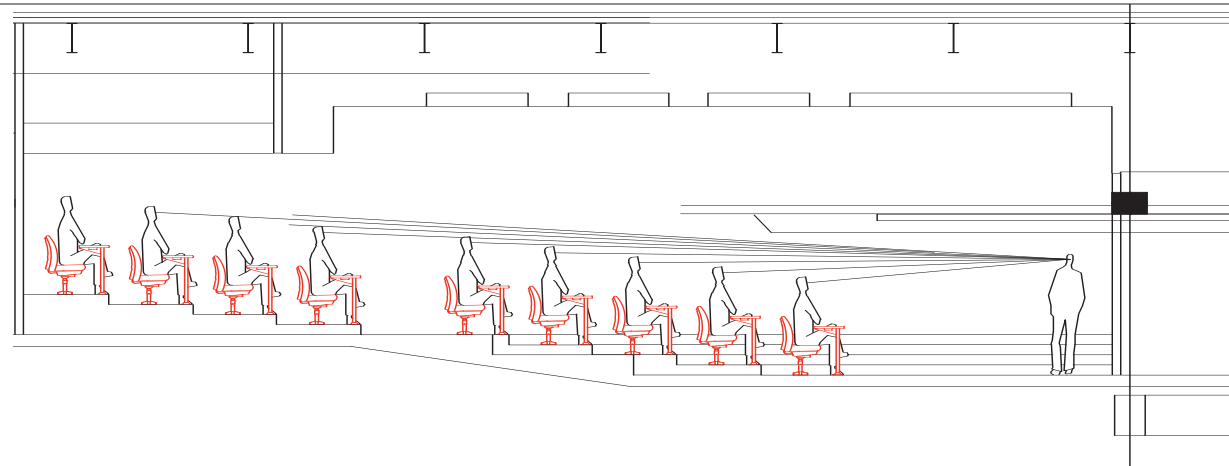
**7% PRICE INCREASE  
Effective June 1, 2011**



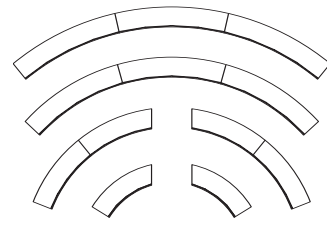
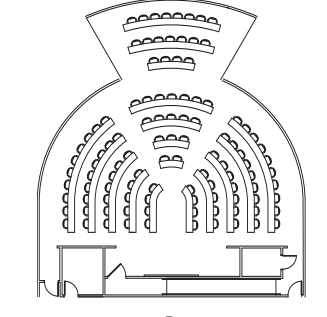
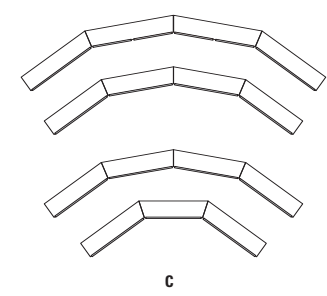
DELIVERED PRICING 01 January 2009

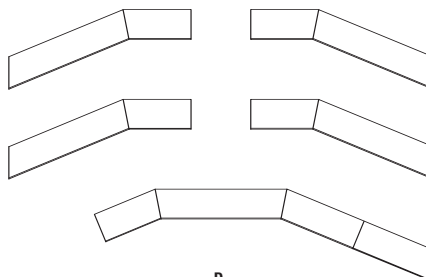
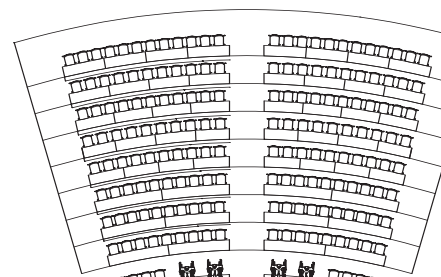
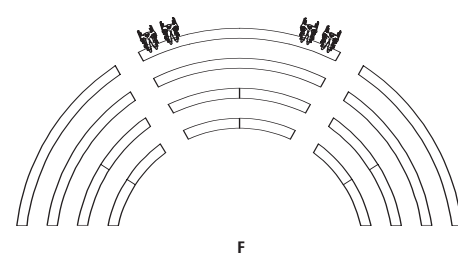
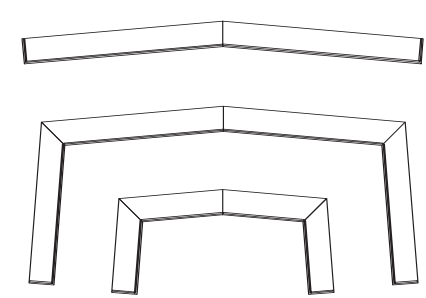
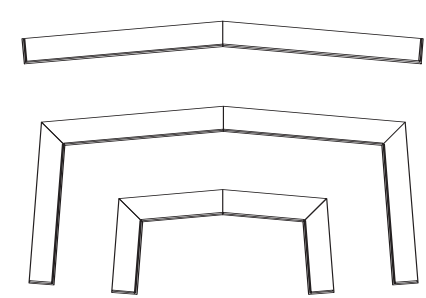
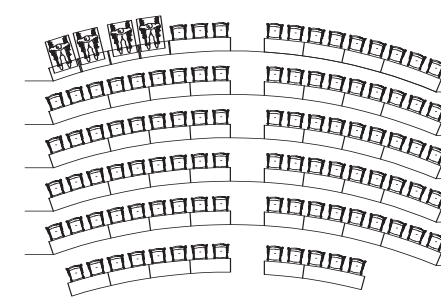
TIER TABLES

Questions?  
1.800.876.2120



Call Versteel Customer Service  
to begin project planning  
1.800.876.2120

Style	Tier Tables Example Configurations	
Tier Tables	<p><b>The Tier Table for presentation facilities</b></p> <ul style="list-style-type: none"> <li>- Circles, angles, wedges and straights. You think it up, we'll put it together. And you can specify in the materials and finishes that you want, to match the facility you're working on. Get the Versteel performance and ingenuity that you know, with the flexibility of custom fabrication.</li> <li>- Versteel Tier Tables are available in any radius with modesties formed to match. Available with built-in electrical and data management to assure an installation that will serve for years to come.</li> </ul>	 <p>A</p>  <p>B</p>  <p>C</p>
	<p><b>Standard Specifications</b></p> <p><b>Base Construction</b></p> <ul style="list-style-type: none"> <li>- Uprights: 3" x 3" x 14" gauge hot-rolled square steel tube</li> <li>- Top mounting brackets, modesty mounting lugs: 11 gauge cold-rolled steel</li> <li>- Floor mounting brackets: 3/16" cold-rolled steel</li> </ul>	
	<p><b>Top Heights</b></p> <ul style="list-style-type: none"> <li>- Standard heights are 29", 32" and 42"</li> <li>- Custom heights available (call Versteel Customer Service for pricing and availability)</li> </ul>	
	<p><b>Top/Modesty Panel Construction</b></p> <ul style="list-style-type: none"> <li>- Standard Versteel top specifications—1 1/4" tops</li> <li>- 7/8" modesty panels—curved modesties available</li> </ul>	
	<p><b>Anchoring method (in concrete)</b></p> <ul style="list-style-type: none"> <li>- Two 3/8" x 3" "Simpson Strong-Tie Titen HD" Anchors" per base</li> </ul>	
	<p><b>Cutouts for electrical wiring</b></p> <ul style="list-style-type: none"> <li>- Standard location cutouts available on all bases</li> <li>- Custom cutout locations also available</li> </ul>	

Tier Tables Example Configurations (continued)	
 <p>D</p>	 <p>E</p>
 <p>F</p>	 <p>G</p>
 <p>H</p>	 <p>I</p>