

**PRODUCT FEATURES:**

- › Engineered hardwood frame.
- › Fixed seat cushion.
- › Standard base configuration includes wood platform with fixed metal legs or casters.
- › Wood platform available in all standard and custom wood finishes on Maple.
- › For custom wood finishes (to platform and/or tablet), please add one-time upcharge of \$200 List per color per order.
- › 5" high cast aluminum leg.
- › Metal legs available in three finishes: #90 Metallic Silver, #95 Satin Black or Polished Aluminum.
- › Mobile version comes standard with two locking casters in rear and two non-locking casters in front.
- › Non-skid glides available for hard surface floors. Please specify "NS" after model number and add \$20 List per chair.

OPTIONAL ROTATING TABLET:

- › Tablet affixed to right arm, as seated, is standard.
- › Left hand tablet, as seated, available, please specify.
- › Tablet size is 17" W x 13³/₄" D x ³/₄" thick with 180-degree tablet turning radius.
- › Two tablet surface options: Maple veneer or laminate.
- › Laminate tablet features exposed laminated plywood edge.

OPTIONAL FLIP-UP TABLET:

- › Tablet affixed to right arm, as seated, is standard.
- › Left hand tablet, as seated, available, please specify.
- › Tablet size is 17" W x 13³/₄" D x ³/₄" thick.
- › Tablet rotates 180-degrees, flips up and folds down for storing.
- › Two tablet surface options: Maple veneer or laminate.
- › Laminate tablet features exposed laminated plywood edge.

OPTIONAL CUP HOLDER:

- › Dimensions: 5" diameter.
- › Unless specified, cup holder will be mounted to right side, as seated.
- › If specified in conjunction with tablet, cup holder will be mounted to left side, as seated, unless otherwise specified.
- › Cup holder features black laminate insert.
- › Cup holder finished in Polished Aluminum.

OPTIONAL POWER TRAY:

- › Side-mount power tray.
- › Unit affixed to right side, as seated, is standard.
- › Left side, as seated, available, please specify.
- › Available in two finishes: Dull Nickel and Gunmetal Black.
- › Electrical unit contains one simplex receptacle, one RJ-45 data jack, one RJ-11 voice jack and includes a 10' long, 15 amp cord.
- › Accessory patch cables for RJ-45 and RJ-11 jacks included.
- › Each patch cable is 10' long.
- › Power tray not available on units with casters.




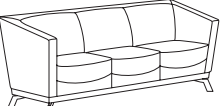


PRODUCT FEATURES:

- › Standard base configuration includes wood platform with fixed metal legs.
- › Wood platform available in all standard and custom wood finishes on Maple.
- › For custom wood finishes (to platform and/or tablet), please add one-time upcharge of \$200 List per color per order.
- › Metal legs available in three finishes: #90 Metallic Silver, #95 Satin Black or Polished Aluminum.

ORDERING PROCEDURES:

- › Specify model number, wood platform finish, leg finish and upholstery selection.
- › List option model number after chair model number and specify finish as applicable.

| MODEL # | | FABRIC GRADES | | | | | | | LEATHER GRADES | | | | | |
|--------------|--|--|------|------|-------|------|------|------|----------------|------|------|------|------|------|
| | | COM | 1 | 2 | COL 3 | 4 | 5 | 6 | 7 | 8 | L1 | L2 | L3 | |
| 2701 |  <p>Lounge Chair W 31½ D 28 H 32 Seat Height 18 Inside Seat Width 22½ Inside Seat Depth 18½ Arm Height 29½ 4½ Yds. 59 lbs. COL 85 Sq. Ft. TB 133, add \$180 List</p> | status  | 1260 | 1422 | 1476 | 1530 | 1584 | 1638 | 1692 | 1746 | 1800 | 2430 | 2723 | 3015 |
| 2702 |  <p>Love Seat W 53 D 28 H 32 Seat Height 18 Inside Seat Width 44 Inside Seat Depth 18½ Arm Height 29½ 6¾ Yds. 90 lbs. COL 125 Sq. Ft. TB 133, add \$270 List</p> | | 1690 | 1933 | 2014 | 2095 | 2176 | 2257 | 2338 | 2419 | 2500 | 3445 | 3884 | 4323 |
| 2703 |  <p>Sofa W 75½ D 28 H 32 Seat Height 18 Inside Seat Width XX Inside Seat Depth 18½ Arm Height 29½ 8 Yds. 115 lbs. COL 150 Sq. Ft. TB 133, add \$320 List</p> | | 2239 | 2527 | 2623 | 2719 | 2815 | 2911 | 3007 | 3103 | 3199 | 4319 | 4839 | 5359 |
| OPTIONS | | | | | | | | | | | | | | |
| -TA | Rotating Tablet | | 300 | | | | | | | | | | | |
| -FT | Flip-Up Tablet | | 550 | | | | | | | | | | | |
| -4103 | Power Tray | | 265 | | | | | | | | | | | |
| -CH | Cup Holder | | 200 | | | | | | | | | | | |

PRODUCT FEATURES:

- > Standard base configuration includes wood platform with casters.
- > Wood platform available in all standard and custom wood finishes on Maple.
- > Mobile version comes standard with two locking casters in rear and two non-locking casters in front.
- > Caster finish is silver as standard.
- > Black casters available at no upcharge, please specify.
- > For custom wood finishes (to platform and/or tablet), please add one-time upcharge of \$200 List per color per order.
- > Side-mount power tray not available on mobile version.

ORDERING PROCEDURES:

- > Specify model number, wood platform finish and upholstery selection.
- > List option model number after chair model number and specify finish as applicable.



| MODEL # | FABRIC GRADES | | | | | | | | LEATHER GRADES | | |
|---------|---------------|---|---|-------|---|---|---|---|----------------|----|----|
| | COM | 1 | 2 | COL 3 | 4 | 5 | 6 | 7 | 8 | L1 | L2 |

2721



Lounge Chair, Casters
 W 31½ D 28 H 32
 Seat Height 18
 Inside Seat Width 22½
 Inside Seat Depth 18½
 Arm Height 29½
 4½ Yds. 59 lbs.
 COL 85 Sq. Ft.
 TB 133, add \$180 List

| | | | | | | | | | | | |
|------|------|------|------|------|------|------|------|------|------|------|------|
| 1260 | 1422 | 1476 | 1530 | 1584 | 1638 | 1692 | 1746 | 1800 | 2430 | 2723 | 3015 |
|------|------|------|------|------|------|------|------|------|------|------|------|

OPTIONS

| | | |
|-----|-----------------|-----|
| -TA | Rotating Tablet | 300 |
| -FT | Flip-Up Tablet | 550 |
| -CH | Cup Holder | 200 |