



PRODUCT FEATURES:

- › Engineered hardwood frame.
- › Three arm cap options: wood, upholstered or black urethane.
- › Wood arm cap is Beech plywood.
- › Fixed seat cushion.
- › Two leg options: fixed or on casters.
- › Fixed leg dimensions: 1³/₄" Dia. x 3³/₄" H
- › Four fixed leg finish options: #90 Metallic Silver, #95 Satin Black, Chrome or Beech wood.
- › For wood fixed legs, please add \$105 List.
- › All standard and custom wood finishes available on Beech wood arms and legs.
- › Non-skid glides available for hard surface floors. Please specify "NS" after model number and add \$16 List per chair.
- › For custom wood finishes (to arms, legs, tablet arm, and/or storage shelf), please add one-time upcharge of \$210 List per color per order.
- › Mobile version comes standard with two locking casters in rear and two non-locking casters in front.
- › Caster color is silver as standard.
- › Black casters available at no upcharge, please specify.
- › Open front panel standard.

OPTIONAL TABLET ARM:

- › Standard tablet affixed to right arm, as seated.
- › Left hand tablet, as seated, available, please specify.
- › 360-degree tablet turning radius.
- › Tablet size is 18" W x 11" D x 3/4" thick.
- › Two tablet surface options: Maple veneer or laminate.
- › All standard and custom wood finishes available on Maple.
- › Laminate tablet features laminate edge as standard.
- › Laminate tablet edge available with self edge.
- › Laminate tablet with wood edge, please specify and add \$53 List.

OPTIONAL TABLET ARM (CONTINUED):

- › For standard laminates, refer to Standard Finish Card.
- › For custom laminates, please contact Customer Service for pricing.
- › Optional in-tablet nylon cup holder available, please specify and add \$79 List.

OPTIONAL POWER TRAY:

- › Side-mount power tray.
- › Unit affixed to right side, seated, as standard.
- › Left side, as seated, available, please specify.
- › Available in two finishes: Dull Nickel or Gunmetal Black.
- › Electrical unit contains one simplex receptacle, one RJ-45 data jack, one RJ-11 voice jack and includes a 10' long, 15 amp cord.
- › Accessory patch cables for RJ-45 and RJ-11 jacks included.
- › Each patch cable is 10' long.

OPTIONAL STORAGE SHELF:

- › 3/4" thick storage shelf available below seat.
- › Interior storage area clearance: 18" W x 18" D x 6" H.
- › Storage shelf clearance is 5" from floor.
- › Shelf surface options: Maple veneer with Maple hardwood edge or laminate with T-mold edge (black or dove grey, please specify).
- › All standard and custom wood finishes available on storage shelf.
- › For standard laminates, refer to Standard Finish Card.
- › For custom laminates, please contact Customer Service for pricing.

UPHOLSTERY COMBINATIONS:

- › Please refer to page 144 for two-tone upholstery examples and yardage requirements.

PRODUCT FEATURES:





- > Three arm cap options: Beech wood, upholstered or black urethane.
- > Four fixed leg finishes: #90 Metallic Silver, #95 Satin Black, Chrome or Beech Wood.
- > For wood fixed legs, add \$105 List.
- > Non-skid glides available for hard surface floors. Please specify "NS" after model number and add \$16 List per chair.
- > Optional storage shelf available in Maple veneer or laminate.
- > Storage shelf available in all standard and custom wood finishes on Maple.

- > For custom wood finishes (to arms, legs, and/or storage shelf), please add one-time upcharge of \$210 List per color per order.
- > Optional side-mount power tray.
- > Upholstery combinations available, please refer to page 144 for examples and yardage requirements.

ORDERING PROCEDURES:

- > Specify model number, arm cap finish (on Beech), fixed leg finish and upholstery selection.
- > List options separately.



MODEL #		FABRIC GRADES							LEATHER GRADES				
		COM	1	2	COL 3	4	5	6	7	8	L1	L2	L3
4111	 <p>Lounge Chair with Fixed Legs Wood Arm Cap W 27¹/₂ D 30¹/₂ H 35¹/₂ status  Seat Ht. 18 Inside Seat Width 21 Inside Seat Depth 19¹/₂ Arm Ht. 25¹/₄ 4 Yds. 85 lbs. COL 75 Sq. Ft. TB 133, add \$155 List</p>	1138	1290	1338	1390	1442	1490	1542	1590	1642	2230	2502	2774
4121	 <p>Lounge Chair with Fixed Legs Upholstered Arm Cap W 27¹/₂ D 30¹/₂ H 35¹/₂ Seat Ht. 18 Inside Seat Width 21 Inside Seat Depth 19¹/₂ Arm Ht. 25¹/₄ 4 Yds. 85 lbs. COL 75 Sq. Ft. TB 133, add \$155 List</p>	1103	1255	1303	1355	1407	1455	1507	1555	1607	2195	2467	2739
4131	 <p>Lounge Chair with Fixed Legs Urethane Arm Cap W 27¹/₂ D 30¹/₂ H 35¹/₂ Seat Ht. 18 Inside Seat Width 21 Inside Seat Depth 19¹/₂ Arm Ht. 25¹/₄ 4 Yds. 85 lbs. COL 75 Sq. Ft. TB 133, add \$155 List</p>	1051	1203	1251	1303	1355	1403	1455	1503	1555	2143	2415	2687

OPTIONS

4103	Power Tray	265
4109	Storage Shelf Maple veneer with Maple hardwood edge or laminate with T-mold edge (black or dove grey, please specify).	210

LOUNGE/MODULAR SEATING



PRODUCT FEATURES:




- › Three arm cap options: Beech wood, upholstered or black urethane.
- › Four fixed leg finishes: #90 Metallic Silver, #95 Satin Black, Chrome or Beech wood.
- › For wood fixed legs, add \$105 List.

- › Non-skid glides available for hard surface floors. Please specify "NS" after model number and add \$16 List per chair.
- › Tablet arm affixed to right arm, as seated.
- › Left hand tablet, as seated, available, please specify.
- › Tablet size is 18" W x 11" D x 3/4" thick with 360-degree tablet turning radius.
- › Two tablet surface options: Maple veneer or laminate.
- › Optional in-tablet nylon cup holder available, please specify and add \$79 List.
- › Optional storage shelf available in Maple veneer or laminate.

- › Tablet arm and storage shelf available in all standard and custom wood finishes on Maple.
- › For custom wood finishes (to arms, legs, tablet arm, and/or storage shelf), please add one-time upcharge of \$210 List per color per order.
- › Optional side-mount power tray.
- › Upholstery combinations available, please refer to page 144 for examples and yardage requirements.

ORDERING PROCEDURES:

- › Specify model number, arm cap finish (on Beech), tablet finish (on Maple), tablet edge finish, fixed leg finish and upholstery selection.
- › List options separately.

MODEL #		FABRIC GRADES								LEATHER GRADES						
		COM	1	2	COL			4	5	6	7	8	L1	L2	L3	
4111-TA	 <p>Lounge Chair with Fixed Legs Wood Arm Cap Tablet Arm W 27¹/₂ D 30¹/₂ H 35¹/₂ Seat Ht. 18 Inside Seat Width 21 Inside Seat Depth 19¹/₂ Arm Ht. 25¹/₄ 4 Yds. 85 lbs. COL 75 Sq. Ft. TB 133, add \$155 List</p>	1370	1522	1570	1622	1674	1722	1774	1822	1874	2462	2734	3006			
4121-TA	 <p>Lounge Chair with Fixed Legs Upholstered Arm Cap Tablet Arm W 27¹/₂ D 30¹/₂ H 35¹/₂ Seat Ht. 18 Inside Seat Width 21 Inside Seat Depth 19¹/₂ Arm Ht. 25¹/₄ 4 Yds. 85 lbs. COL 75 Sq. Ft. TB 133, add \$155 List</p>	1335	1487	1535	1587	1635	1687	1739	1787	1839	2427	2699	2971			
4131-TA	 <p>Lounge Chair with Fixed Legs Urethane Arm Cap Tablet Arm W 27¹/₂ D 30¹/₂ H 35¹/₂ Seat Ht. 18 Inside Seat Width 21 Inside Seat Depth 19¹/₂ Arm Ht. 25¹/₄ 4 Yds. 85 lbs. COL 75 Sq. Ft. TB 133, add \$155 List</p>	1283	1435	1483	1535	1587	1635	1687	1735	1787	2375	2647	2919			
OPTIONS																
4103	Power Tray	265														
4109	Storage Shelf Maple veneer with Maple hardwood edge or laminate with T-mold edge (black or dove grey, please specify).	210														

PRODUCT FEATURES:



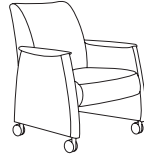
- › Three arm cap options: Beech wood, upholstered or black urethane.
- › Mobile version comes standard with two locking casters in rear and two non-locking casters in front.
- › Caster color is silver as standard.
- › Black casters available at no upcharge, please specify.
- › Optional storage shelf available in Maple veneer or laminate.
- › Storage shelf available in all standard and custom wood finishes on Maple.
- › For custom wood finishes (to arms and/or storage shelf), please add one-time upcharge of \$210 List per color per order.

- › Side-mount power tray not available on mobile version.
- › Upholstery combinations available, please refer to page 144 for examples and yardage requirements.

ORDERING PROCEDURES:

- › Specify model number, arm cap finish (on Beech) and upholstery selection.
- › List options separately.



MODEL #		FABRIC GRADES							LEATHER GRADES							
		COM	1	2	COL			4	5	6	7	8	L1	L2	L3	
4112	 <p>Lounge Chair with Casters Wood Arm Cap W 27¹/₂ D 30¹/₂ H 35¹/₂ Seat Ht. 18 Inside Seat Width 21 Inside Seat Depth 19¹/₂ Arm Ht. 25¹/₄ 4 Yds. 85 lbs. COL 75 sq. ft. TB 133, add \$155 List</p>	1167	1319	1367	1419	1471	1519	1571	1619	1671	2259	2531	2803			
4122	 <p>Lounge Chair with Casters Upholstered Arm Cap W 27¹/₂ D 30¹/₂ H 35¹/₂ Seat Ht. 18 Inside Seat Width 21 Inside Seat Depth 19¹/₂ Arm Ht. 25¹/₄ 4 Yds. 85 lbs. COL 75 sq. ft. TB 133, add \$155 List</p>	1132	1284	1332	1384	1436	1484	1536	1584	1636	2224	2496	2768			
4132	 <p>Lounge Chair with Casters Urethane Arm Cap W 27¹/₂ D 30¹/₂ H 35¹/₂ Seat Ht. 18 Inside Seat Width 21 Inside Seat Depth 19¹/₂ Arm Ht. 25¹/₄ 4 Yds. 85 lbs. COL 75 Sq. Ft. TB 133, add \$155 List</p>	1080	1232	1280	1332	1384	1432	1484	1532	1584	2172	2444	2716			

OPTIONS

4109	<p>Storage Shelf Maple veneer with Maple hardwood edge or laminate with T-mold edge (black or dove grey, please specify).</p>	210													
------	--	-----	--	--	--	--	--	--	--	--	--	--	--	--	--

LOUNGE/MODULAR SEATING



PRODUCT FEATURES:




- › Three arm cap options: Beech wood, upholstered or black urethane.
- › Mobile version comes standard with two locking casters in rear and two non-locking casters in front (silver in color).

- › Tablet arm affixed to right arm, as seated.
- › Left hand tablet, as seated, available, please specify.
- › Tablet size is 18" W x 11" D x 3/4" thick with 360-degree tablet turning radius.
- › Two tablet surface options: Maple veneer or laminate.
- › Optional in-tablet nylon cup holder available, please specify and add \$79 List.
- › Optional storage shelf available in Maple veneer and laminate.
- › Tablet arm and storage shelf available in all standard and custom wood finishes on Maple.

- › For custom wood finishes (to arms, tablet arm, and/or storage shelf), please add one-time upcharge of \$210 List per color per order.
- › Side-mount power tray not available on mobile version.
- › Upholstery combinations available, please refer to page 144 for examples and yardage requirements. upholstery selection.

ORDERING PROCEDURES:

- › Specify model number, arm cap finish (on Beech), tablet finish (on Maple), tablet edge finish and upholstery selection.
- › List options separately.

MODEL #		FABRIC GRADES							LEATHER GRADES				
		COM	1	2	COL 3	4	5	6	7	8	L1	L2	L3
4112-TA	 <p>Lounge Chair with Casters Wood Arm Cap Tablet Arm W 27¹/₂ D 30¹/₂ H 35¹/₂ Seat Ht. 18 Inside Seat Width 21 Inside Seat Depth 19¹/₂ Arm Ht. 25¹/₄ 4 Yds. 85 lbs. COL 75 Sq. Ft. TB 133, add \$155 List</p>	1398	1550	1598	1650	1702	1750	1802	1850	1902	2490	2762	3034
4122-TA	 <p>Lounge Chair with Casters Upholstered Arm Cap Tablet Arm W 27¹/₂ D 30¹/₂ H 35¹/₂ Seat Ht. 18 Inside Seat Width 21 Inside Seat Depth 19¹/₂ Arm Ht. 25¹/₄ 4 Yds. 85 lbs. COL 75 Sq. Ft. TB 133, add \$155 List</p>	1364	1516	1564	1616	1668	1716	1768	1816	1868	2456	2728	3000
4132-TA	 <p>Lounge Chair with Casters Urethane Arm Cap Tablet Arm W 27¹/₂ D 30¹/₂ H 35¹/₂ Seat Ht. 18 Inside Seat Width 21 Inside Seat Depth 19¹/₂ Arm Ht. 25¹/₄ 4 Yds. 85 lbs. COL 75 Sq. Ft. TB 133, add \$155 List</p>	1312	1464	1512	1564	1616	1664	1716	1764	1816	2404	2676	2948

OPTIONS

4109	Storage Shelf Maple veneer with Maple hardwood edge or laminate with T-mold edge (black or dove grey, please specify).	210										
-------------	--	-----	--	--	--	--	--	--	--	--	--	--