



LOUNGE PRODUCT FEATURES:

- › Engineered hardwood frame.
- › Two back options: low back (public) and high back (private).
- › Arm and armless models available.
- › Fixed seat cushion.
- › Fixed leg dimensions: 4" Dia. x 5" H.
- › Three fixed leg finish options: #90 Metallic Silver, #95 Satin Black or Polished Aluminum.
- › Legs feature 1" maximum height adjustability for leveling purposes.
- › Lounge chairs available individually or in modular combinations.
- › Private (high back) models available with in-line, end and corner inset tables.
- › Inset tables available in Maple veneer or laminate.
- › All standard and custom wood finishes available on Maple.
- › For custom wood finishes, please add one-time upcharge of \$210 List per color per order.
- › For standard laminates, refer to Standard Finish Card.
- › For custom laminates, please contact Customer Service for pricing.
- › Optional accessories sold separately.
- › Two-tone upholstery combinations available, please refer to pages 146-147 for examples and yardage requirements.

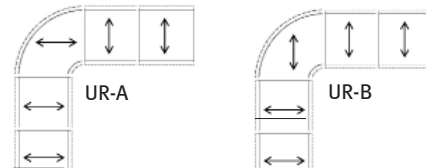
END AND IN-LINE CONNECTING TABLE PRODUCT FEATURES:

- › **Configurable with public (low back) models only.**
- › Available in three sizes: 12" wide straight, 23" wide straight and quarter-round.
- › Two table surface options: Maple veneer or laminate.
- › All standard and custom wood finishes available on Maple.
- › For custom wood finishes, please add one-time upcharge of \$210 List per color per order.
- › For standard laminates, refer to Standard Finish Card.
- › For custom laminates, please contact Customer Service for pricing.

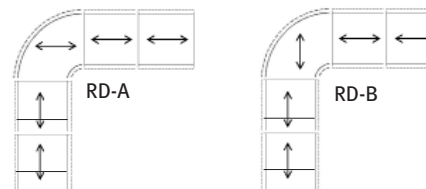
CORNER UNIT PRODUCT FEATURES:

- › **Upholstery direction must be specified on corner upholstered units when patterned fabrics are selected.**

Up the roll



Railroaded



- › **Note: In the absence of specific instructions, Arcadia reserves the right to upholster units at our discretion.**

MODULAR ARRANGEMENTS:

- › For modular configurations, lounge units are connected together using shared legs.
- › Units ordered that will not be connected to other units will require additional legs. Please add \$32 List per leg.
- › 2D autocad template available online at www.arcadiacontract.com.
- › Field assembly required.
- › **Note: Please include layout drawings or sketch with each order.**



ROTATING TABLET:

- › Available on private and public individual chair units, right/left arm end-units, modular configurations and specified connecting tables.
- › Tablet size is 16¹/₄" L x 11¹/₂" D x 3³/₄" thick.
- › 270-degree tablet turning radius on right/left arm end-units.
- › 360-degree tablet turning radius on in-line units and connecting tables.
- › Two tablet surface options: Maple veneer or laminate.
- › Veneer tablet features wood edge, please specify finish.
- › Laminate tablet features matching laminate self-edge.
- › All standard and custom wood finishes available on Maple.
- › For standard laminates, refer to Standard Finish Card.
- › For custom laminates, please contact Customer Service for pricing.
- › Tablet mounting bracket on free-standing lounge units and modular right/left arm end units finished in Polished Aluminum.
- › Tablet mounting post featured on connecting tables and in-line tablets available in three finishes: #90 Metallic Silver, #95 Satin Black or Chrome.

STATIONARY TABLE-ETTE:

- › Available on private and public modular configurations and specified connecting tables.
- › Table-ette size is 10" dia. x 3³/₄" thick.
- › Two table-ette surface options: Maple veneer or laminate.
- › Veneer tablet features wood edge, please specify finish.
- › Laminate tablet features matching laminate self-edge.
- › All standard and custom wood finishes available on Maple.
- › For standard laminates, refer to Standard Finish Card.
- › For custom laminates, please contact Customer Service for pricing.
- › Table-ette mounting bracket on free-standing lounge units and modular right/left arm end units finished in Polished Aluminum.
- › Table-ette mounting post featured on connecting tables and in-line table-ettes available in three finishes: #90 Metallic Silver, #95 Satin Black or Chrome.

OPTIONAL CUP HOLDER:

- › Available on select private and public individual chair units and right/left arm end units.
- › Dimensions: 5" outer diameter, 3¹/₂" inner diameter (cup size) x 1¹/₄" deep.
- › Cup holder features black leather insert.
- › Cup holder mounting bracket finished in Polished Aluminum.

OPTIONAL POWER TRAY:



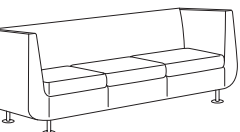
- › Available on all private inset tables and public connecting tables.
- › Dimensions: 4¹/₄" W x 4³/₄" L.
- › Self-contained unit with easy flip-up cover.
- › Two finish options: Dull Nickel or Gunmetal Black.
- › Electrical unit contains one simplex receptacle, one RJ-45 data jack, one RJ-11 voice jack and includes a 10' long, 15 amp cord.
- › Accessory patch cables for RJ-45 and RJ-11 jacks included.
- › Each patch cable is 10' long.
- › Power tray will be positioned in the center of each table as standard, unless specified otherwise.


PUBLIC (LOW BACK) LOUNGE UNITS:

- › Engineered hardwood frame.
- › Fixed seat cushion.
- › Fixed legs available in three finishes: #90 Metallic Silver, #95 Satin Black or Polished Aluminum.
- › Optional accessories listed separately.
- › Two-tone upholstery combinations available, please refer to page 146 for examples and yardage requirements.

ORDERING PROCEDURES:

- › Specify model number, leg finish and upholstery selection.
- › List accessory model number after appropriate seating model number (e.g. 5551-RT) and specify finish.
- › **Note: Legs must be field installed.**

MODEL #		FABRIC GRADES							LEATHER GRADES				
		COM	1	2	COL 3	4	5	6	7	8	L1	L2	L3
5551	 Free-Standing Lounge Chair Public (low back) W 34 ¹ / ₄ D 30 H 31 Seat Height 17 ¹ / ₂ Inside Seat Width 24 Inside Seat Depth 20 ¹ / ₄ 5 ³ / ₄ Yds. 77 lbs. COL 120 Sq. Ft. TB 133, add \$263 List	1187	1405	1474	1549	1624	1693	1767	1836	1911	2756	3147	3538
5552	 Free-Standing Love Seat Public (low back) W 54 ¹ / ₂ D 30 H 31 Seat Height 17 ¹ / ₂ Inside Seat Width 22 ¹ / ₂ Inside Seat Depth 20 ¹ / ₂ 7 ¹ / ₄ Yds. 102 lbs. COL 135 Sq. Ft. TB 133, add \$305 List	1559	1835	1922	2016	2110	2197	2292	2379	2473	3539	4032	4525
5553	 Free-Standing Sofa Public (low back) W 76 ¹ / ₂ D 30 H 31 Seat Height 17 ¹ / ₂ Inside Seat Width 22 ¹ / ₂ Inside Seat Depth 20 ¹ / ₂ 9 Yds. 126 lbs. COL 167 Sq. Ft. TB 133, add \$378 List	2105	2447	2555	2672	2789	2897	3014	3122	3239	4562	5174	5786
OPTIONS													
XXXX-RT	Rotating Tablet, Right (as seated)	263											
XXXX-LT	Rotating Tablet, Left (as seated)	263											
XXXX-CHR	Cup Holder, Right (as seated)	131											
XXXX-CHL	Cup Holder, Left (as seated)	131											
XXXX - Refer to chair model number													

(XXXX - Refers to chair model number)

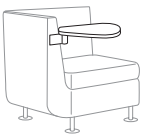

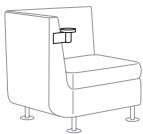

OPTIONAL ACCESSORIES FOR
PUBLIC & PRIVATE MODULAR RIGHT/
LEFT ARM LOUNGE UNITS:

- › Rotating Tablet, Stationary Table-ette and Cup Holder mounting bracket finished in Polished Aluminum.
- › Two tablet surface options: Maple veneer or laminate.
- › Laminate tablet features hardwood edge only, please specify finish.
- › All standard and custom wood finishes available on Maple.
- › For standard laminates, refer to Standard Finish Card.
- › For custom laminates, please contact Customer Service for pricing.

ORDERING PROCEDURES:

- › List accessory model number after appropriate lounge chair model number (e.g. 5590-HCH-R).
- › Specify finish.
- › **Note: Tablet and cup-holder cannot be field installed.**



MODEL #		LIST
XXXX-HRT-R 	Outside Mounted Rotating Tablet, Right (as seated) Dimensions: 16 ¹ / ₄ " L x 11 ¹ / ₂ " D x 3 ³ / ₄ " thick 270-Degree Rotating Radius, 6 lbs. Available on models #5551, 5552, 5553, 5560-R, 5581 and 5590-R only	205
XXXX-HRT-L 	Outside Mounted Rotating Tablet, Left (as seated) Dimensions: 16 ¹ / ₄ " L x 11 ¹ / ₂ " D x 3 ³ / ₄ " thick 270-Degree Rotating Radius, 6 lbs. Available on models #5551, 5552, 5553, 5560-L, 5581 and 5590-L only	205
XXXX-HCH-R 	Outside Mounted Cup Holder, Right (as seated) Dimensions: 5" diameter, 1 lb. Available on models #5551, 5552, 5553, 5560-R, 5581 and 5590-R only	125
XXXX-HCH-L 	Outside Mounted Cup Holder, Left (as seated) Dimensions: 5" diameter, 1 lb. Available on models #5551, 5552, 5553, 5560-L, 5581 and 5590-L only	125

(XXXX - Refers to chair model number)