

**PRODUCT FEATURES:**

- > Beech hardwood frame.
- > Two upholstered back options: partial or closed.
- > Two arm options: open arm or upholstered panel arm.
- > All standard and custom wood finishes available on Beech.
- > For custom wood finishes, please add \$210 List per color per order.
- > Non-skid glides available for hard surface floors. Please specify "NS" after model number and add \$21 List per chair.
- > For wall saver leg design, please specify "-WS" after model number. No upcharge




- > Radius arm available, contact Customer Service for pricing

**ORDERING PROCEDURES:**

- > Specify model number, wood finish and upholstery selection.



GUEST SEATING

MODEL #		status	FABRIC GRADES							LEATHER GRADES				
			COM	1	2	COL			3	4	5	6	7	8
<b>4710</b>	 <p><b>Guest Chair, Open Arm Partial Upholstered Back</b>                      W 22<sup>1</sup>/<sub>4</sub> D 24<sup>1</sup>/<sub>2</sub> H 33<sup>3</sup>/<sub>4</sub>                      Seat Ht. 18                      Inside Seat Width 19<sup>1</sup>/<sub>4</sub>                      Inside Seat Depth 19<sup>1</sup>/<sub>2</sub>                      Arm Height 26<sup>3</sup>/<sub>4</sub>                      1<sup>1</sup>/<sub>2</sub> Yds. 27 lbs.                      TB 133, add \$59 List</p>	Q	783	840	858	878	897	915	935	953	972	1193	1295	1397
<b>4720</b>	 <p><b>Guest Chair, Open Arm Closed Upholstered Back</b>                      W 22<sup>1</sup>/<sub>4</sub> D 24<sup>1</sup>/<sub>2</sub> H 33<sup>3</sup>/<sub>4</sub>                      Seat Ht. 18                      Inside Seat Width 19<sup>1</sup>/<sub>4</sub>                      Inside Seat Depth 19<sup>1</sup>/<sub>2</sub>                      Arm Height 26<sup>3</sup>/<sub>4</sub>                      1<sup>1</sup>/<sub>2</sub> Yds. 29 lbs.                      TB 133, add \$59 List</p>	Q	800	857	875	895	914	932	952	970	989	1210	1312	1414
<b>4720-PA</b>	 <p><b>Guest Chair Closed Upholstered Back Upholstered Panel Arm</b>                      W 22<sup>1</sup>/<sub>4</sub> D 24<sup>1</sup>/<sub>2</sub> H 33<sup>3</sup>/<sub>4</sub>                      Seat Ht. 18                      Inside Seat Width 19<sup>1</sup>/<sub>4</sub>                      Inside Seat Depth 19<sup>1</sup>/<sub>2</sub>                      Arm Height 26<sup>3</sup>/<sub>4</sub>                      2<sup>1</sup>/<sub>2</sub> Yds. 34 lbs.                      TB 133, add \$98 List</p>		971	1066	1096	1128	1161	1191	1223	1253	1286	1653	1823	1993

Accompanying Silero Occasional Tables featured on page 171.



2D Autocad template available online at [www.arcadiacontract.com](http://www.arcadiacontract.com).





**PRODUCT FEATURES:**

- › Beech hardwood frame.
- › Multiple configurations of seating and tables.
- › Partial or closed upholstered back option.
- › Upholstered panel arm available, please add “-PA” to model number and add \$79 List per arm.
- › For upholstered panel arm, add 1/2 yard per panel arm.
- › All standard and custom wood finishes available on Beech.
- › For custom wood finishes, please add \$210 List per color per order.
- › Seven table options. Custom sizes available, contact Customer Service for pricing.

- › All standard tables are Maple veneer with Maple hardwood edges.
- › Laminate tops with Maple edge available, please specify.
- › Tables are field installed.
- › Non-skid glides available for hard surface floors. Please specify “NS” after model number and add \$5 List per leg.

**ORDERING PROCEDURES:**

- › Specify model number, wood finish and upholstery selection.
- › Please include seating layout drawings or sketch with each order.
- › For moisture barrier on seats only, add \$42 List per seat and specify “-MB” after model number.

MODEL #		FABRIC GRADES								LEATHER GRADES			
		COM	1	2	3	4	5	6	7	8	L1	L2	L3
<b>4711</b>	 <p><b>Arm Chair, Open Arm Partial Upholstered Back</b>                      W 22<sup>1</sup>/<sub>4</sub> D 24<sup>1</sup>/<sub>2</sub> H 33<sup>3</sup>/<sub>4</sub>                      Seat Ht. 18                      Inside Seat Width 19<sup>1</sup>/<sub>4</sub>                      Inside Seat Depth 19<sup>1</sup>/<sub>2</sub>                      Arm Height 26<sup>3</sup>/<sub>4</sub>                      1<sup>1</sup>/<sub>2</sub> Yds. 27 lbs.                      TB 133, add \$59 List</p>	783	840	858	878	897	915	935	953	972	1193	1295	1397
<b>4712</b>	 <p><b>Two-Seater, Open Arm Partial Upholstered Back</b>                      W 43 D 24<sup>1</sup>/<sub>2</sub> H 33<sup>3</sup>/<sub>4</sub>                      Seat Ht. 18                      Inside Seat Width 19<sup>1</sup>/<sub>4</sub>                      Inside Seat Depth 19<sup>1</sup>/<sub>2</sub>                      Arm Height 26<sup>3</sup>/<sub>4</sub>                      3 Yds. 37 lbs.                      TB 133, add \$117 List</p>	1334	1448	1484	1523	1562	1598	1637	1673	1712	2153	2357	2561
<b>4713</b>	 <p><b>Three-Seater, Open Arm Partial Upholstered Back</b>                      W 63<sup>3</sup>/<sub>4</sub> D 24<sup>1</sup>/<sub>2</sub> H 33<sup>3</sup>/<sub>4</sub>                      Seat Ht. 18                      Inside Seat Width 19<sup>1</sup>/<sub>4</sub>                      Inside Seat Depth 19<sup>1</sup>/<sub>2</sub>                      Arm Height 26<sup>3</sup>/<sub>4</sub>                      4<sup>1</sup>/<sub>2</sub> Yds. 51 lbs.                      TB 133, add \$175 List</p>	1905	2076	2130	2188	2247	2301	2359	2413	2472	3133	3439	3745
<b>4714</b>	 <p><b>Four-Seater, Open Arm Partial Upholstered Back</b>                      W 86 D 24<sup>1</sup>/<sub>2</sub> H 33<sup>3</sup>/<sub>4</sub>                      Seat Ht. 18                      Inside Seat Width 19<sup>1</sup>/<sub>4</sub>                      Inside Seat Depth 19<sup>1</sup>/<sub>2</sub>                      Arm Height 26<sup>3</sup>/<sub>4</sub>                      6 Yds. 65 lbs.                      TB 133, add \$233 List</p>	2443	2671	2743	2821	2899	2971	3049	3121	3199	4081	4489	4897

Accompanying Silero Occasional Tables featured on page 171.

**PRODUCT FEATURES:**

- › Beech hardwood frame.
- › Multiple configurations of seating and tables.
- › Partial or closed upholstered back option.
- › Upholstered panel arm available, please add “-PA” to model number and add \$79 List per arm.
- › For upholstered panel arm, add 1/2 yard per panel arm.
- › All standard and custom wood finishes available on Beech.
- › For custom wood finishes, please add \$210 List per color per order.
- › Seven table options. Custom sizes available, contact Customer Service for pricing.
- › All standard tables are Maple veneer with Maple hardwood edges.
- › Laminate tops available with Maple hardwood edge, please specify.
- › Non-skid glides available for hard surface floors. Please specify “NS” after model number and add \$5 List per leg.
- › Tables are field installed.







2D Autocad template available online at [www.arcadiacontract.com](http://www.arcadiacontract.com).

**ORDERING PROCEDURES:**

- › Specify model number, wood finish and upholstery selection.
- › Please include seating layout drawings or sketch with each order.
- › For moisture barrier on seats only, add \$42 List per seat and specify “-MB” after model number.

GUEST SEATING

MODEL #		FABRIC GRADES							LEATHER GRADES				
		COM	1	2	3	4	5	6	7	8	L1	L2	L3
<b>4711-NCA</b>	 <p><b>Arm Chair, Armless Partial Upholstered Back</b>                      W 22<sup>1</sup>/<sub>4</sub> D 24<sup>1</sup>/<sub>2</sub> H 33<sup>3</sup>/<sub>4</sub>                      Seat Ht. 18                      Inside Seat Width 19<sup>1</sup>/<sub>4</sub>                      Inside Seat Depth 19<sup>1</sup>/<sub>2</sub>                      1<sup>1</sup>/<sub>2</sub> Yds. 27 lbs.                      TB 133, add \$59 List</p>	783	840	858	878	897	915	935	953	972	1193	1295	1397
<b>4712-NCA</b>	 <p><b>Two-Seater, Open Arm on Ends No Center Arm Partial Upholstered Back</b>                      W 43 D 24<sup>1</sup>/<sub>2</sub> H 33<sup>3</sup>/<sub>4</sub>                      Seat Ht. 18                      Inside Seat Width 19<sup>1</sup>/<sub>4</sub>                      Inside Seat Depth 19<sup>1</sup>/<sub>2</sub>                      Arm Height 26<sup>3</sup>/<sub>4</sub>                      3 Yds. 39 lbs.                      TB 133, add \$117 List</p>	1334	1448	1484	1523	1562	1598	1637	1673	1712	2153	2357	2561
<b>4713-NCA</b>	 <p><b>Three-Seater, Open Arm on Ends No Center Arms Partial Upholstered Back</b>                      W 63<sup>3</sup>/<sub>4</sub> D 24<sup>1</sup>/<sub>2</sub> H 33<sup>3</sup>/<sub>4</sub>                      Seat Ht. 18                      Inside Seat Width 19<sup>1</sup>/<sub>4</sub>                      Inside Seat Depth 19<sup>1</sup>/<sub>2</sub>                      Arm Height 26<sup>3</sup>/<sub>4</sub>                      4<sup>1</sup>/<sub>2</sub> Yds. 53 lbs.                      TB 133, add \$175 List</p>	1905	2076	2130	2188	2247	2301	2359	2413	2472	3133	3439	3745
<b>4714-NCA</b>	 <p><b>Four-Seater, Open Arm on Ends No Center Arms Partial Upholstered Back</b>                      W 86 D 24<sup>1</sup>/<sub>2</sub> H 33<sup>3</sup>/<sub>4</sub>                      Seat Ht. 18                      Inside Seat Width 19<sup>1</sup>/<sub>4</sub>                      Inside Seat Depth 19<sup>1</sup>/<sub>2</sub>                      Arm Height 26<sup>3</sup>/<sub>4</sub>                      6 Yds. 69 lbs.                      TB 133, add \$233 List</p>	2443	2671	2743	2821	2899	2971	3049	3121	3199	4081	4489	4897

Accompanying Silero Occasional Tables featured on page 171.



2D Autocad template available online at [www.arcadiacontract.com](http://www.arcadiacontract.com).





**PRODUCT FEATURES:**

- > Beech hardwood frame.
- > Multiple configurations of seating and tables.
- > Partial or closed upholstered back option.
- > Upholstered panel arm available, please add "-PA" to model number and add \$79 List per arm.
- > For upholstered panel arm, add 1/2 yard per panel arm.
- > All standard and custom wood finishes available on Beech.
- > For custom wood finishes, please add \$210 List per color per order.
- > Seven table options. Custom sizes available, contact Customer Service for pricing.

- > All standard tables are Maple veneer with Maple hardwood edges.
- > Laminate tops available with Maple hardwood edge, please specify.
- > Non-skid glides available for hard surface floors. Please specify "NS" after model number and add \$5 List per leg.
- > Tables are field installed.

**ORDERING PROCEDURES:**

- > Specify model number, wood finish and upholstery selection.
- > Please include seating layout drawings or sketch with each order.
- > For moisture barrier on seats only, add \$42 List per seat and specify "-MB" after model number.

MODEL #		FABRIC GRADES							LEATHER GRADES				
		COM	1	2	3	4	5	6	7	8	L1	L2	L3
<b>4721</b>	 <p><b>Arm Chair, Open Arm Closed Upholstered Back</b>                      W 22<sup>1</sup>/<sub>4</sub> D 24<sup>1</sup>/<sub>2</sub> H 33<sup>3</sup>/<sub>4</sub>                      Seat Ht. 18                      Inside Seat Width 19<sup>1</sup>/<sub>4</sub>                      Inside Seat Depth 19<sup>1</sup>/<sub>2</sub>                      Arm Height 26<sup>3</sup>/<sub>4</sub>                      1<sup>1</sup>/<sub>2</sub> Yds. 27 lbs.                      TB 133, add \$59 List</p>	783	840	858	878	897	915	935	953	972	1193	1295	1397
<b>4722</b>	 <p><b>Two-Seater, Open Arm Closed Upholstered Back</b>                      W 43 D 24<sup>1</sup>/<sub>2</sub> H 33<sup>3</sup>/<sub>4</sub>                      Seat Ht. 18                      Inside Seat Width 19<sup>1</sup>/<sub>4</sub>                      Inside Seat Depth 19<sup>1</sup>/<sub>2</sub>                      Arm Height 26<sup>3</sup>/<sub>4</sub>                      3 Yds. 39 lbs.                      TB 133, add \$117 List</p>	1334	1448	1484	1523	1562	1598	1637	1673	1712	2153	2357	2561
<b>4723</b>	 <p><b>Three-Seater, Open Arm Closed Upholstered Back</b>                      W 63<sup>3</sup>/<sub>4</sub> D 24<sup>1</sup>/<sub>2</sub> H 33<sup>3</sup>/<sub>4</sub>                      Seat Ht. 18                      Inside Seat Width 19<sup>1</sup>/<sub>4</sub>                      Inside Seat Depth 19<sup>1</sup>/<sub>2</sub>                      Arm Height 26<sup>3</sup>/<sub>4</sub>                      4<sup>1</sup>/<sub>2</sub> Yds. 53 lbs.                      TB 133, add \$175 List</p>	1905	2076	2130	2188	2247	2301	2359	2413	2472	3133	3439	3745
<b>4724</b>	 <p><b>Four-Seater, Open Arm Closed Upholstered Back</b>                      W 86 D 24<sup>1</sup>/<sub>2</sub> H 33<sup>3</sup>/<sub>4</sub>                      Seat Ht. 18                      Inside Seat Width 19<sup>1</sup>/<sub>4</sub>                      Inside Seat Depth 19<sup>1</sup>/<sub>2</sub>                      Arm Height 26<sup>3</sup>/<sub>4</sub>                      6 Yds. 69 lbs.                      TB 133, add \$233 List</p>	2443	2671	2743	2821	2899	2971	3049	3121	3199	4081	4489	4897

Accompanying Silero Occasional Tables featured on page 171.

**PRODUCT FEATURES:**

- › Beech hardwood frame.
- › Multiple configurations of seating and tables.
- › Partial or closed upholstered back option.
- › Upholstered panel arm available, please add “-PA” to model number and add \$79 List per arm.
- › For upholstered panel arm, add 1/2 yard per panel arm.
- › All standard and custom wood finishes available on Beech.
- › For custom wood finishes, please add \$210 List per color per order.
- › Seven table options. Custom sizes available, contact Customer Service for pricing.

- › All standard tables are Maple veneer with Maple hardwood edges.
- › Laminate tops available with Maple hardwood edge, please specify.
- › Non-skid glides available for hard surface floors. Please specify “NS” after model number and add \$5 List per leg.
- › Tables are field installed.







2D Autocad template available online at [www.arcadiacontract.com](http://www.arcadiacontract.com).

**ORDERING PROCEDURES:**

- › Specify model number, wood finish and upholstery selection.
- › Please include seating layout drawings or sketch with each order.
- › For moisture barrier on seats only, add \$42 List per seat and specify “-MB” after model number.

GUEST SEATING

MODEL #		FABRIC GRADES							LEATHER GRADES				
		COM	1	2	COL			8	L1	L2	L3		
4721-NCA	 <p><b>Arm Chair, Armless Closed Upholstered Back</b>                      W 22<sup>1</sup>/<sub>4</sub> D 24<sup>1</sup>/<sub>2</sub> H 33<sup>3</sup>/<sub>4</sub>                      Seat Ht. 18                      Inside Seat Width 19<sup>1</sup>/<sub>4</sub>                      Inside Seat Depth 19<sup>1</sup>/<sub>2</sub>                      1<sup>1</sup>/<sub>2</sub> Yds. 27 lbs.                      TB 133, add \$59 List</p>	783	840	858	878	897	915	935	953	972	1193	1295	1397
4722-NCA	 <p><b>Two-Seater, Open Arm on Ends No Center Arm Closed Upholstered Back</b>                      W 43 D 24<sup>1</sup>/<sub>2</sub> H 33<sup>3</sup>/<sub>4</sub>                      Seat Ht. 18                      Inside Seat Width 19<sup>1</sup>/<sub>4</sub>                      Inside Seat Depth 19<sup>1</sup>/<sub>2</sub>                      Arm Height 26<sup>3</sup>/<sub>4</sub>                      3 Yds. 39 lbs.                      TB 133, add \$117 List</p>	1334	1448	1484	1523	1562	1598	1637	1673	1712	2153	2357	2561
4723-NCA	 <p><b>Three-Seater, Open Arm on Ends No Center Arms Closed Upholstered Back</b>                      W 63<sup>3</sup>/<sub>4</sub> D 24<sup>1</sup>/<sub>2</sub> H 33<sup>3</sup>/<sub>4</sub>                      Seat Ht. 18                      Inside Seat Width 19<sup>1</sup>/<sub>4</sub>                      Inside Seat Depth 19<sup>1</sup>/<sub>2</sub>                      Arm Height 26<sup>3</sup>/<sub>4</sub>                      4<sup>1</sup>/<sub>2</sub> Yds. 53 lbs.                      TB 133, add \$175 List</p>	1905	2076	2130	2188	2247	2301	2359	2413	2472	3133	3439	3745
4724-NCA	 <p><b>Four-Seater, Open Arm on Ends No Center Arms Closed Upholstered Back</b>                      W 86 D 24<sup>1</sup>/<sub>2</sub> H 33<sup>3</sup>/<sub>4</sub>                      Seat Ht. 18                      Inside Seat Width 19<sup>1</sup>/<sub>4</sub>                      Inside Seat Depth 19<sup>1</sup>/<sub>2</sub>                      Arm Height 26<sup>3</sup>/<sub>4</sub>                      6 Yds. 69 lbs.                      TB 133, add \$233 List</p>	2443	2671	2743	2821	2899	2971	3049	3121	3199	4081	4489	4897

Accompanying Silero Occasional Tables featured on page 171.




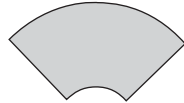




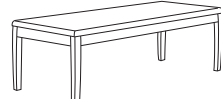
2D Autocad template available online at [www.arcadiacontract.com](http://www.arcadiacontract.com).

**PRODUCT FEATURES:**

- > Seven standard table options.
- > Custom sizes available, contact Customer Service for pricing.
- > All tops are 1 1/4" thick.
- > Tables are Maple veneer with Maple hardwood edge.
- > All standard and custom wood finishes available on Maple.
- > For custom wood finishes, please add \$210 List per color per order.
- > Laminate tops available.
- > Tables are field installed.

**ORDERING PROCEDURES:**

- > Please include seating/table layout drawings or sketch with each order.
- > When ordering in laminate, specify laminate manufacturer, color and pattern number.
- > If standard laminate is specified, no upcharge (refer to Standard Finish Card).
- > If special laminate is specified, please contact Customer Service for pricing.
- > Note: For tables mounted to units with Panel Arms (PA), add 2" to overall length of seating configuration. Applies to models 4740, 4745, 4750 and 4755.

MODEL #		LIST
	<b>20" Table Top</b> (In-line add-on) W 24 D 16 <sup>7</sup> / <sub>8</sub> 15 lbs. Field Installed	387
	<b>Corner Table</b> W 25 D 25 18 lbs. Field Installed	452
	<b>Right End Table (Facing)</b> W 24 D 16 <sup>7</sup> / <sub>8</sub> H 18 22 lbs. Field Installed	473
	<b>Left End Table (Facing)</b> W 24 D 16 <sup>7</sup> / <sub>8</sub> H 18 22 lbs. Field Installed	473
	<b>Silero Square Table</b> L 18 W 18 H 18 20 lbs.	695
	<b>Silero Square Table</b> L 24 W 24 H 20 30 lbs.	731
	<b>Silero Rectangle Table</b> L 48 W 20 H 16 45 lbs.	920

**PRODUCT FEATURES:**


- > Beech hardwood frame.
- > 750 lb. maximum seat capacity.
- > All standard and custom wood finishes available on Beech.
- > For custom wood finishes, please add \$210 List per color per order.
- > Optional removable seat cover available, please specify and add \$131 List per unit.
- > Non-skid glides available for hard surface floors. Please specify "NS" after model number and add \$21 List per chair.
- > Wall Saver leg design not available on Bariatric model.

**ORDERING PROCEDURES:**

- > Specify model number, wood finish and upholstery selection.
- > For moisture barrier on seats only, add \$74 List per seat and specify "-MB" after model number.



GUEST SEATING

MODEL #	FABRIC GRADES								LEATHER GRADES			
	COM	1	2	COL				8	L1	L2	L3	
<b>4790</b>  <b>Bariatric Guest Chair, Open Arm                      Partial Upholstered Back</b> W 33 <sup>1</sup> / <sub>2</sub> D 24 <sup>1</sup> / <sub>2</sub> H 33 Seat Ht. 18 Inside Seat Width 30 Inside Seat Depth 19 <sup>1</sup> / <sub>2</sub> Arm Height 26 <sup>3</sup> / <sub>4</sub> 2 <sup>1</sup> / <sub>2</sub> Yds. 44 lbs. TB 133, add \$105 List	1013	1108	1138	1170	1203	1233	1265	1295	1328	1695	1865	2035